

# VIRCO Furniture & Equipment

FOR EDUCATION, HOSPITALITY AND PUBLIC ENVIRONMENTS

## 2017 F.O.B. Factory List Prices

Effective January 1, 2017



# WHOLESALE/DEALER ORDER INFORMATION

## Factories, Showrooms and Distribution Centers

Virco's Torrance, CA facility is the F.O.B. FACTORY AND DELIVERY LOCATION, for these states: AK, AZ, CA, CO, HI, ID, IL, IN, KY, MI, MT, NM, NV, OR, UT, WA, and WY.  
NOTE: Alaska and Hawaii residents contact Virco for delivered prices.

Virco Inc.  
2027 Harpers Way  
Torrance, CA 90501  
Phone: 800-448-4726  
Fax: 800-258-7367  
Customer Service Hours: 6:30 a.m. to 4:30 p.m. (PST)

Virco's Conway, AR facility is the F.O.B. FACTORY AND DELIVERY LOCATION, for these states: AL, AR, CT, DC, DE, FL, GA, IA, KS, LA, ME, MD, MA, MN, MO, MS, NE, ND, NH, NJ, NY, NC, OH, OK, PA, RI, SC, SD, TN, TX, VT, VA, WI, and WV.

Virco Inc.  
Highway 65, South  
Conway, AR 72032  
Phone: 800-448-4726  
Fax: 800-396-8232  
Customer Service Hours: 7:30 a.m. to 4:30 p.m. (CST)

## VIRCO 2017 WHOLESALE AND DEALER PRODUCT ASSORTMENT

This price list describes Virco's large selection of educational and institutional furniture, all of which are stocked, assembled, or made year-round at our factories in Conway, Arkansas, and Torrance, California. Furniture selected from this price list falls into one of three categories for order fulfillment: Quick Ship Models are generally ready to ship in 2-3 days from order acknowledgement; Classroom Basics Models are generally ready to ship in 2-3 weeks from order acknowledgement; while Made-to-Order Models are generally ready to ship in 4-6 weeks from order acknowledgement. Custom orders and orders that require a minimum purchase quantity may require additional manufacturing time. In addition, during the heavy summer months unusually high demand for a specific item may result in longer lead times.

TO OPEN AN ACCOUNT with Virco, a minimum initial order of \$5,000 is required. Customers desiring an open line of credit are required to fill-out a credit application and submit a financial statement. This information will be reviewed to determine whether a credit line will be activated and what its size will be. Accounts with lower annual volume will be closed at year-end. Accounts closed for this reason may be reactivated at any time by placing a \$5,000 order.

INVOICE TERMS for credit accounts are 1%, 10 days, or Net 30 days. Customers without a Virco credit line must submit payment at the time of order entry.

## PURCHASE ORDERS

You can send purchase orders via email to [orders@virco.com](mailto:orders@virco.com), by fax, or by phone. All purchase orders must include:

- Your complete billing information, including the billing address, the contact person and their phone number (If you know your Virco account number, please provide that as well)
- Complete shipping information (where the furniture should be sent) including physical address, the contact person and their phone number, and any special delivery requirements (may incur additional shipping charges)
- Requested delivery date range (extremely important - see below)

The requested delivery date is a required element of the order. Failure to indicate a delivery date will result in the order shipping as soon as it is ready. Indication of a delivery date that is earlier than the stated lead times for the items on the order will result in the order shipping as soon as it is ready. If a specific delivery date is needed, please indicate a range of dates that are acceptable as it may not be possible to deliver on a specific date. If an order cannot be received until a certain date, please indicate a "not before" date, with the understanding that the order can arrive anytime after that date and will not necessarily arrive the next day. During our peak season of July and August, delivery dates may be extended due to heavy demand for both product and transportation. Accepting orders as soon as they are ready is the best way to ensure your order is fulfilled.

If you are seeking the fastest delivery times, order products from different groups (Quick Ship Models, Classroom Basics Models, Made-to-Order Models) on different purchase orders. Orders with product from mixed groups will be shipped when complete, which will be at the longest model lead time. Any orders for Quick Ship models only will be shipped as soon as possible, unless otherwise requested. Due to the quick turnaround of these orders, no shipping notification will be provided. Sorry, but we cannot accept C.O.D. orders. We do accept Visa, Master Card, American Express, and Discover as forms of payment.

All orders are confirmed with a printed acknowledgement, which is mailed (or e-mailed on request) to the sold-to address within two days of receipt. Please check the acknowledgement carefully to ensure that your order has been entered correctly. We will make every effort to accommodate requested delivery dates. Some orders may ship sooner than our stated lead-times, especially during winter, spring and fall. Summer lead-times may extend one or two weeks longer than normal. Please note critical delivery dates, such as openings or special events, on your purchase order. This is essential to help us manage your end user's expectations.

# WHOLESALE/DEALER ORDER INFORMATION

## WILL-CALL ORDERS

Will-call orders will be accepted only for merchandise normally stocked at the designated warehouse or distribution center.

Will-call orders will be held for 30 days after Virco has notified the customer that merchandise is ready for pick-up. After 30 days, Virco reserves the right to release such merchandise for other orders.

## F.O.B. FACTORY SHIPMENTS/FREIGHT COLLECT

Title changes hands at shipping point upon tender of shipment to carrier in good condition. All charges for freight are paid by the customer or beneficial owner. Claims for loss or damage in transit are resolved by the carrier and the customer or beneficial owner.

## F.O.B. DELIVERED SHIPMENTS/FREIGHT PREPAID

Title changes hands at the delivery point upon receipt in good condition. Virco pays freight charges and resolves all claims for loss or damage in transit.

## PREPAID AND CHARGE AND PREPAID SHIPMENTS

Virco reserves the right to select at its sole discretion the most economical mode of transportation. Instructions for use of a specific carrier will be honored only when shipping costs are comparable to Virco's normal method of shipment.

## LOSS OR DAMAGE IN TRANSIT

Virco will honor requests for credit due to loss or damage in transit only when terms of sale are F.O.B. Delivered.

## CHANGES OR CANCELLATIONS OF ORDERS

Purchase orders acknowledged by Virco Inc. cannot be changed or cancelled without Virco Inc.'s consent, which consent may be conditioned upon Customer's agreement to pay increased or additional expenses resulting from the requested change or cancellation, including but not limited to a twenty-five percent (25%) cancellation charge if order is cancelled or changed within a minimum of twenty (20) days prior to expected delivery date as acknowledged. Products with custom options cannot be cancelled or returned.

## MERCHANDISE RETURNS

No merchandise will be returned by customers without the express written approval of the Conway or Torrance factory. Unauthorized returns will be refused and returned to customer at customer's own expense.

## DELIVERY OPTIONS

- WILL Call F.O.B. FACTORY is the standard delivery option for wholesalers and dealers. Most wholesale and dealer partners select F.O.B. Factory pricing and arrange their own freight. When a Will Call order is ready, you will be contacted to schedule an appointment for pickup. Once the appointment is set, Virco will stage the product for pickup. Virco's Will Call does not include loading of the product. Our dock hours are 8:00 a.m. – noon, and 1:00 – 3:00 p.m., Monday through Friday. All Will Call orders are staged and held for one day. If you miss your scheduled appointment, Virco may choose to restock your order, which would require you to reschedule your appointment. Will Call privileges may be revoked due to excessive missed appointments.

### For those who desire additional service, we offer the following options:

- DROP SHIPMENTS are available at F.O.B. Factory pricing for a \$250.00 minimum surcharge on orders under \$1,000. For orders over \$1,000 a 20% or \$200.00 minimum surcharge will apply. Drop Shipments also require contact names and phone numbers at both the end user and billing address. Please remember that many end users are not familiar with commercial shipping procedures or the demands of handling heavy furniture.
- TAILGATE DELIVERY is available for a \$250.00 minimum surcharge on orders under \$1,000. For orders over \$1,000 a 20% or \$200.00 minimum surcharge will apply. Tailgate Delivery assumes consolidation and does not allow for partial line item shipments. Additional shipping and handling charges will apply to partial shipments, if necessary.

Tailgate delivery means that the driver is responsible for moving the goods to the tailgate of the truck only. Therefore, you must have personnel on hand to unload the truck. We can arrange for 24 hours advance notice of the delivery at your request.

## FedEx

Items with an (\*) in the FedEx column of this price list may be shipped via FedEx as of January 1, 2016. FedEx periodically changes their shipping terms and conditions. We recommend that you refer to the FedEx website at [www.fedex.com](http://www.fedex.com) for the latest policy.

# WHOLESALE/DEALER ORDER INFORMATION

## REDELIVERY AND RESTOCKING CHARGES

When consignees refuse or are unable to accept delivered orders, we will charge 100% of the original freight cost plus demurrage charges to redeliver the order. Returned orders are subject to a minimum 20% restocking fee. Merchandise returns can only be accepted with prior authorization from Virco's Customer Service Department; moreover, all returned items must be unused and still in their original packaging. Authorization to return merchandise must be approved by Virco Customer Service no later than 90 days after initial delivery. We do not accept returns of custom-made products, and we will refuse returns that are submitted without prior authorization from Virco Customer Service.

## STEPS TO TAKE WHEN RECEIVING SHIPMENTS

### VERIFY COUNT

Make sure you receive as many cartons as are listed on the delivery receipt. If any shortage is discovered, note exactly how many cartons are short on the carrier's delivery receipt and have the driver note the shortage on your copy.

### CAREFULLY EXAMINE EACH CARTON FOR DAMAGE

If damage is visible, note this fact on the delivery receipt and have the driver clearly note the damage on your copy. If you suspect that the carton contents may be damaged, insist that the driver remain present while you open the carton and jointly inspect the contents. Any concealed damage discovered should also be noted on the delivery receipt and on your copy. Be sure to retain your copy.

### IMMEDIATELY AFTER DELIVERY, OPEN ALL CARTONS AND INSPECT FOR CONCEALED DAMAGE

All cartons should be opened and contents inspected for possible concealed damage.

### REPORT ANY PROBLEMS TO VIRCO CUSTOMER SERVICE IMMEDIATELY (800-448-4726)

If damage is found, details should be reported to Virco immediately. According to ICC regulations, failure to report concealed damage within 5 calendar days of the delivery date could result in the carrier denying the claim and any replacement costs may be your responsibility.

## STEPS TO TAKE WHEN CARRIER MAKES INSPECTION OF DAMAGED ITEMS

### HAVE DAMAGED ITEMS IN THE RECEIVING AREA

Make certain that the damaged items have not been moved from the receiving area. Allow the inspector to inspect the damaged items, cartons, inner packing materials and freight bill. Be sure to retain your delivery receipt since it will be needed as supporting documentation when the claim is filed.

### AFTER THE INSPECTOR FILLS OUT THE REPORT, READ IT CAREFULLY BEFORE SIGNING

If you do not agree with any statements made by the inspector on the report, do not sign it. Unless repairs will be completely satisfactory, be sure the inspector requests replacement on the inspection report. A new item can be ordered only if the report specifies "replace."

### CONTINUE TO RETAIN DAMAGED MERCHANDISE

Even though the inspection has been completed, damaged items cannot be used or disposed of without written permission from the carrier or Virco. After the claim has been settled, the carrier will either pick-up the damaged items or send a letter asking you to dispose of the merchandise.

# WHOLESALEERS DIRECTORY

## ALABAMA

COE Distributing  
1013 Woodward Ave.  
Charlotte, NC 28206  
(800) 388-8202  
Fax: (866) 437-6037  
www.coedistributing.com

S. P. Richards Co.  
204 Industrial Drive  
Birmingham, AL 35211  
(205) 945-8846  
(800) 848-3508  
Fax: (205) 940-9820  
www.sprichards.com

Essendant  
125 Horizon Dr.  
Suwanee, GA 30024  
(800) 733-4087  
(770) 446-8300  
Fax: (770) 242-7879  
www.essendant.com

## ALASKA

HBC Distributors  
18221 Andover Park West  
Tukwila, WA 98188  
(206) 682-7934  
Fax: (206) 624-6586  
www.hbcdistributors.com

Essendant  
18351 Cascade Ave.  
Tukwila, WA 98188  
(800) 678-6015  
(425) 251-5909  
Fax: (425) 251-8431  
www.essendant.com

## ARIZONA

Pacific Coast Furniture Distributors  
5801 Warehouse Way, Suite F  
Sacramento, CA 95826  
(916) 830-5666  
(800) 366-6636  
Fax: 916-830-5660

S. P. Richards Co.  
1429 S. 40th Avenue, Suite C  
Phoenix, AZ 85009  
(602) 233-9208  
(800) 433-4101  
Fax: (602) 233-9240  
Fax: 800-433-4124  
www.sprichards.com

Essendant  
1013 W. Alameda Dr.  
Tempe, AZ 85282  
(800) 678-6014  
(602) 273-6929  
Fax: (480) 968-1421  
www.essendant.com

## ARKANSAS

COE Distributing  
1013 Woodward Ave.  
Charlotte, NC 28206  
(800) 388-8202  
Fax: (866) 437-6037  
www.coedistributing.com

## ARKANSAS cont'd

R.C. Distributing Co., Inc.  
1630 S. Second St.  
St. Louis, MO 63104-4515  
(314) 421-1630  
(800) 798-7170  
Fax: (314) 421-1638

Essendant  
1870 North 109th East Ave.  
Tulsa, OK 74116  
(800) 859-6005  
(918) 836-3361  
Fax: (918) 838-8226  
www.essendant.com

Essendant  
5425 FAA Blvd.  
Irving, TX 75061  
(877) 733-1567  
(817) 283-3663  
Fax: (817) 283-2399  
www.essendant.com

Essendant  
5300 Hickory Hill Rd., Ste. 105  
Memphis, TN 38141  
(866) 835-4000  
(901) 369-8044  
Fax: (901) 369-9522  
www.essendant.com

## CALIFORNIA

Pacific Coast Furniture Distributors  
5801 Warehouse Way, Suite F  
Sacramento, CA 95826  
(916) 830-5666  
(800) 366-6636  
Fax: 916-830-5660

S. P. Richards Co.  
10235 San Sevaive Way, Bldg. 120  
Mira Loma, CA 91752  
(951) 681-3114  
(800) 331-5410  
Fax: (951) 681-6702  
www.sprichards.com

S. P. Richards Co.  
181 Main Avenue  
Sacramento, CA 95838  
(916) 641-1838  
(800) 548-1617  
Fax: (916) 641-2664  
www.sprichards.com

Essendant  
918 S. Stimson Ave.  
City of Industry, CA 91745  
(800) 733-4086  
(818) 961-0011  
Fax: (818) 333-9579  
www.essendant.com

Essendant  
5440 Stationers Way  
Sacramento, CA 95842  
(800) 859-6017  
(916) 344-6707  
Fax: (916) 924-6639  
www.essendant.com

## CANADA

Chestwood-Mezey Distribution  
100 Steelcase Road East  
Markham, Ontario L3R 1E8  
(800) 263-1606  
(905) 475-5542  
Fax: (800) 668-6446  
www.chestwood.com  
info@chestwood.com

## COLORADO

Office Warehouse Inc.  
4603 Monaco  
Denver, CO 80216  
(303) 399-1300  
Fax: (303) 388-0916

Rocky Mountain Furniture Group  
11475 E. 53rd Ave., Unit 100  
Denver, CO 80239  
(303) 595-9090  
(800) 292-3952  
Fax: (303) 595-9077  
www.rmfgroup.com

S. P. Richards Co.  
11600 East 56th Avenue  
Denver, CO 80239  
(303) 573-6000  
(800) 848-3506  
Fax: (303) 595-8073  
www.sprichards.com

Essendant  
9910 E. 47th Ave., #D3  
Denver, CO 80238  
(800) 525-6010  
(720) 374-4000  
Fax: (720) 374-1951  
www.essendant.com

## CONNECTICUT

COE Distributing  
1020 Franklin Drive  
Smock, PA 15480  
(800) 388-8202  
Fax: (866) 437-6037  
www.coedistributing.com

S. P. Richards Co.  
8 Craftsman Rd. E.  
Windsor Ind. Park  
East Windsor, CT 06088  
(860) 627-0291  
(800) 243-0088  
Fax: (860) 623-2691  
www.sprichards.com

Essendant  
Highway 9W & Wolf Road  
Coxsackie, NY 12051  
(800) 733-4096  
(518) 731-9100  
Fax: (518) 731-8271  
www.essendant.com

Essendant  
415 Wildwood Ave.  
Woburn, MA 01801  
(800) 733-4085  
(781) 933-0060  
Fax: (781) 935-2804  
www.essendant.com

## DELAWARE

COE Distributing  
1020 Franklin Drive  
Smock, PA 15480  
(800) 388-8202  
Fax: (866) 437-6037  
www.coedistributing.com

Essendant  
7441 Candlewood Rd.  
Hanover, MD 21076  
(800) 733-4089  
(410) 850-4700  
Fax: (410) 850-0251  
www.essendant.com

## DISTRICT OF COLUMBIA

COE Distributing  
1020 Franklin Drive  
Smock, PA 15480  
(800) 388-8202  
Fax: (866) 437-6037  
www.coedistributing.com

S. P. Richards Co.  
8231-C Stayton Drive  
Jessup, MD 20794  
Baltimore Area: (410) 792-4625  
Fax: (410) 792-9219  
(800) 638-2335  
Washington Area: (301) 953-9170  
Fax: (301) 470-4085  
www.sprichards.com

Essendant  
7441 Candlewood Rd.  
Hanover, MD 21076  
(800) 733-4089  
(410) 850-4700  
Fax: (410) 850-0251  
www.essendant.com

## FLORIDA

COE Distributing  
1013 Woodward Ave.  
Charlotte, NC 28206  
(800) 388-8202  
Fax: (866) 437-6037  
www.coedistributing.com

S. P. Richards Co.  
6525 Harney Road  
Tampa, FL 33610  
(813) 626-6009  
(800) 526-1779  
Fax: (813) 626-5948  
www.sprichards.com

S. P. Richards Co.  
4701 East 7th Avenue  
Tampa, FL 33605  
(813) 247-4361  
(800) 526-1779  
Fax: (813) 248-4397  
www.sprichards.com

S. P. Richards Co.  
7453 Presidents Drive  
Orlando, FL 32809  
(407) 857-4061  
(800) 432-7789  
Fax: (407) 855-7660  
www.sprichards.com

## FLORIDA cont'd

S. P. Richards Co.  
3590 N.W. 114th Street  
Miami, FL 33167  
Miami Area: (305) 685-5678  
Ft. Lauderdale Area: (954) 524-1144  
(800) 432-5147  
Fax: (305) 681-5560  
www.sprichards.com

S. P. Richards Co.  
5501 Commonwealth Avenue  
Jacksonville, FL 32254  
(904) 786-0604  
(800) 535-6497  
Fax: (904) 783-3414  
www.sprichards.com

Essendant  
3365 Enterprise Ave.  
Ft. Lauderdale, FL 33331  
(800) 733-4099  
(954) 384-7550  
Fax: (954) 384-1313  
www.essendant.com

Essendant  
2405 Commerce Park Drive  
Orlando, FL 32819  
(866) 413-1756  
(407) 362-2120  
Fax: (407) 354-9828  
www.essendant.com

## GEORGIA

COE Distributing  
1013 Woodward Ave.  
Charlotte, NC 28206  
(800) 388-8202  
Fax: (866) 437-6037  
www.coedistributing.com

S. P. Richards Co.  
6300 Highlands Parkway  
Smyrna, GA 30082  
(770) 434-4571  
(800) 282-6271  
Fax: (770) 434-1015  
www.sprichards.com

Essendant  
125 Horizon Drive  
Suwanee, GA 30024  
(800) 733-4087  
(770) 446-8300  
Fax: (770) 242-7879  
www.essendant.com

## HAWAII

Essendant  
918 S. Stimson Ave.  
City of Industry, CA 91745  
(800) 733-4086  
(818) 961-0011  
Fax: (818) 333-9579  
www.essendant.com

## IDAHO

HBC Distributors  
18221 Andover Park West  
Tukwila, WA 98188  
(206) 682-7934  
Fax: (206) 624-6586  
www.hbcdistributors.com

# WHOLESALEERS DIRECTORY continued

## **IDAHO cont'd**

HBC Distributors  
6038 N.E. 78th Court  
Portland, OR 97218  
(503) 253-5500  
Fax: (503) 253-6265  
www.hbcdistributors.com

Essendant  
4625 W. 1730 South St.  
Salt Lake City, UT 84104  
(800) 859-6019  
(801) 973-0180  
Fax: (801) 973-0837  
www.essendant.com

## **ILLINOIS**

Doane Keyes Associates  
2907 W. Logansport Rd.  
Peru, IN 46970  
(800) 342-5352  
(765) 473-5594  
Fax: (800) 223-2352  
www.dka-online.com

Furniture Distributors  
318 W. 86th St.  
Bloomington, MN 55420  
(888) 339-1737  
(952) 854-2348  
Fax: (952) 851-0984

R.C. Distributing Co., Inc.  
1630 S. Second St.  
St. Louis, MO 63104-4515  
(314) 421-1630  
(800) 798-7170  
Fax: (314) 421-1638

S. P. Richards Co.  
2650 Lively Blvd.  
Elk Grove Village, IL 60007  
(847) 616-7700  
(800) 858-8681  
Fax: (847) 616-0546  
www.sprichards.com

Storlie Company  
4725 Excelsior Blvd, Suite 301  
Minneapolis, MN 55416  
(952) 920-8303  
Fax: (952) 920-8246  
www.storliecompany.com

Essendant  
810 Kimberly Court  
Carol Stream, IL 60188  
(800) 982-4351  
(630) 690-1400  
Fax: (630) 682-8993  
Fax: (800) 982-4353  
www.essendant.com

Essendant  
2000 Wolf Business Park  
Greenville, IL 62246  
(800) 733-4095  
(618) 664-3090  
Fax: (618) 664-2600  
www.essendant.com

## **ILLINOIS cont'd**

COE Distributing  
1020 Franklin Drive  
Smock, PA 15480  
(800) 388-8202  
Fax: (866) 437-6037  
www.coedistributing.com

Doane Keyes Associates  
2907 W. Logansport Rd.  
Peru, IN 46970  
(800) 342-5352  
(765) 473-5594  
Fax: (800) 223-2352  
www.dka-online.com

## **INDIANA**

S. P. Richards Co.  
8009 Allison Avenue  
Indianapolis, IN 46268  
(317) 876-9829  
(800) 331-9792  
Fax: (317) 876-1523  
www.sprichards.com

Essendant  
5345 W. 81st St.  
Indianapolis, IN 46268  
(800) 525-3449  
(317) 876-5300  
Fax: (317) 876-5765  
www.essendant.com

## **IOWA**

Furniture Distributors  
318 W. 86th St.  
Bloomington, MN 55420  
(888) 339-1737  
(952) 854-2348  
Fax: (952) 851-0984

R.C. Distributing Co., Inc.  
1630 S. Second St.  
St. Louis, MO 63104-4515  
(314) 421-1630  
(800) 798-7170  
Fax: (314) 421-1638

Storlie Company  
4725 Excelsior Blvd, Suite 301  
Minneapolis, MN 55416  
(952) 920-8303  
Fax: (952) 920-8246  
www.storliecompany.com

Essendant  
1720 Alexander Rd.  
Eagan, MN 55121  
(800) 733-4092  
(651) 681-1720  
Fax: (651) 681-9386  
www.essendant.com

Essendant  
7509 Boone Ave.  
Brooklyn Park, MN 55428  
(800) 328-6513  
(763) 424-9600  
Fax: (763) 424-1050  
www.essendant.com

## **KANSAS**

Essendant  
1606 Linn St.  
North Kansas City, MO 64116  
(800) 678-6029  
(816) 842-1811  
Fax: (816) 421-3596  
www.essendant.com

R.C. Distributing Co., Inc.  
1630 S. Second St.  
St. Louis, MO 63104-4515  
(314) 421-1630  
(800) 798-7170  
Fax: (314) 421-1638

Rocky Mountain Furniture Group  
11475 E. 53rd Ave., Unit 100  
Denver, CO 80239  
(303) 595-9090  
(800) 292-3952  
Fax: (303) 595-9077  
www.rmfg-group.com

Storlie Company  
4725 Excelsior Blvd, Suite 301  
Minneapolis, MN 55416  
(952) 920-8303  
Fax: (952) 920-8246  
www.storliecompany.com

Essendant  
1870 North 109th East Ave.  
Tulsa, OK 74116  
(800) 859-6005  
(918) 836-3361  
Fax: (918) 838-8226  
www.essendant.com

Essendant  
9910 East 47th Ave., #D3  
Denver, CO 80238  
(800) 525-6010  
(720) 374-4000  
Fax: (720) 374-1951  
www.essendant.com

## **KENTUCKY**

COE Distributing  
1020 Franklin Drive  
Smoek, PA 15480  
(800) 388-8202  
Fax: (866) 437-6037  
www.coedistributing.com

Doane Keyes Associates  
2907 W. Logansport Rd.  
Peru, IN 46970  
(800) 342-5352  
(765) 473-5594  
Fax: (800) 223-2352  
www.dka-online.com

Essendant  
455 Industrial Blvd., Suite A  
La Vergne, TN 37086  
(800) 251-8198  
(615) 287-0800  
Fax: (615) 287-0801  
www.essendant.com

## **KENTUCKY cont'd**

Essendant  
1634 Westbelt Dr.  
Columbus, OH 43228  
(800) 292-6473  
(614) 876-7774  
Fax: (614) 876-4922  
www.essendant.com

## **LOUISIANA**

S. P. Richards Co.  
1012 McDermott Road,  
LaBarre Business Park  
Metairie, LA 70001  
(504) 834-3540  
(800) 535-7187  
Fax: (504) 834-9404  
www.sprichards.com

Essendant  
300 Plaque St.  
New Orleans, LA 70123  
(800) 859-6026  
(504) 733-1452  
Fax: (504) 736-5600  
www.essendant.com

Essendant  
7677 Pinemont Dr.  
Houston, TX 77040  
(800) 989-7487  
Fax: (800) 452-4277  
www.essendant.com

## **MAINE**

COE Distributing  
1020 Franklin Drive  
Smoek, PA 15480  
(800) 388-8202  
Fax: (866) 437-6037  
www.coedistributing.com

Essendant  
415 Wildwood Ave.  
Woburn, MA 01801  
(800) 733-4085  
(781) 933-0060  
Fax: (781) 935-2804  
www.essendant.com

## **MARYLAND**

BOF Associates  
505 Thomson Park Drive  
Cranberry Township, PA 16066  
(724) 778-0040  
(800) 479-4776  
Fax: (724) 778-0055  
www.bofinc.com

COE Distributing  
1020 Franklin Drive  
Smoek, PA 15480  
(800) 388-8202  
Fax: (866) 437-6037  
www.coedistributing.com

## **MARYLAND cont'd**

S. P. Richards Co.  
8231-C Stayton Drive  
Jessup, MD 20794  
Baltimore Area: (410) 792-4625  
Fax: (410) 792-9219  
(800) 638-2335  
Washington Area: (301) 953-9170  
Fax: (301) 470-4085  
www.sprichards.com

Essendant  
7441 Candlewood Road  
Hanover, MD 21076  
(800) 733-4089  
(410) 850-4700  
Fax: (410) 850-0251  
www.essendant.com

## **MASSACHUSETTS**

COE Distributing  
1020 Franklin Drive  
Smoek, PA 15480  
(800) 388-8202  
Fax: (866) 437-6037  
www.coedistributing.com

Essendant  
415 Wildwood Ave.  
Woburn, MA 01801  
(800) 733-4085  
Fax: (781) 935-2804  
www.essendant.com

## **MICHIGAN**

COE Distributing  
1020 Franklin Drive  
Smoek, PA 15480  
(800) 388-8202  
Fax: (866) 437-6037  
www.coedistributing.com

Doane Keyes Associates  
2907 W. Logansport Rd.  
Peru, IN 46970  
(800) 342-5352  
(765) 473-5594  
Fax: (800) 223-2352  
www.dka-online.com

S. P. Richards Co.  
32500 Van Born Road, Suite 200  
Wayne, MI 48184  
(734) 721-6440  
(800) 447-0348  
Fax: (800) 533-2456  
www.sprichards.com

Essendant  
2640 Northridge Dr. NW  
Walker, MI 49544  
(866) 613-5781  
(616) 647-9024  
Fax: (616) 647-9665  
www.essendant.com

## **MINNESOTA**

Furniture Distributors  
318 W. 86th St.  
Bloomington, MN 55420  
(888) 339-1737  
(952) 854-2348  
Fax: (952) 851-0984

# WHOLESALEERS DIRECTORY continued

## **MINNESOTA cont'd**

Storlie Company  
4725 Excelsior Blvd, Suite 301  
Minneapolis, MN 55416  
(952) 920-8303  
Fax: (952) 920-8246  
www.storliecompany.com

S. P. Richards Co.  
2416 Maplewood Drive  
St. Paul, MN 55109  
(651) 484-8459  
(800) 328-9559  
Fax: (651) 484-2275  
www.sprichards.com

Essendant  
7509 Boone Ave., North  
Brooklyn Park, MN 55428  
(800) 328-6513  
(763) 424-9600  
Fax: (763) 424-1050  
www.essendant.com

Essendant  
1720 Alexander Road  
Eagan, MN 55121  
(800) 733-4092  
(651) 681-1720  
Fax: (651) 681-9386  
www.essendant.com

## **MISSISSIPPI**

Essendant  
125 Horizon Dr.  
Suwanee, GA 30024  
(800) 733-4087  
(770) 446-8300  
Fax: (770) 242-7879  
www.essendant.com

Essendant  
5300 Hickory Hill Rd., Ste. 105  
Memphis, TN 38141  
(866) 835-4000  
(901) 369-8044  
Fax: (901) 369-9522  
www.essendant.com

Essendant  
300 Plaque St.  
New Orleans, LA 70123  
(800) 859-6026  
(504) 733-1452  
Fax: (504) 733-1898  
www.essendant.com

## **MISSOURI**

R.C. Distributing Co., Inc.  
1630 S. Second St.  
St. Louis, MO 63104-4515  
(314) 421-1630  
(800) 798-1710  
Fax: (314) 421-1638

Storlie Company  
4725 Excelsior Blvd, Suite 301  
Minneapolis, MN 55416  
(952) 920-8303  
Fax: (952) 920-8246  
www.storliecompany.com

## **MISSOURI cont'd**

S. P. Richards Co.  
2127 River Front Drive  
Kansas City, MO 64120  
(816) 471-5422  
(800) 821-2347  
Fax: (816) 472-1654  
Fax: (816) 471-7414  
www.sprichards.com

S. P. Richards Co.  
11628 Fairgrove Ind. Blvd.  
Maryland Heights, MO 63043  
(314) 567-7726  
(800) 325-4677  
Fax: (314) 567-3061  
www.sprichards.com

Essendant  
1606 Linn St.  
North Kansas City, MO 64116  
(800) 678-6029  
(816) 842-1811  
Fax: (816) 421-3576  
www.essendant.com

Essendant  
2000 Wolf Business Park  
Greenville, IL 62246  
(800) 733-4095  
(618) 664-3090  
Fax: (618) 664-2600  
www.essendant.com

Essendant  
1870 North 109th East Ave.  
Tulsa, OK 74116  
(800) 859-6005  
(918) 836-3361  
Fax: (918) 838-8226  
www.essendant.com

## **MONTANA**

Office Furniture Wholesale  
20 S. Broadway  
Billings, MT 59102  
(800) 755-1592  
(406) 245-7987  
Fax: (406) 245-8336

Essendant  
4625 West 1730 South St.  
Salt Lake City, UT 84104  
(800) 859-6019  
(801) 973-0180  
Fax: (801) 973-0387  
www.essendant.com

Essendant  
9910 East 47th Ave., #D3  
Denver, CO 80238  
(800) 525-6010  
(720) 374-4000  
Fax: (720) 374-1951  
www.essendant.com

## **NEBRASKA**

Rocky Mountain Furniture Group  
11475 E. 53rd Ave., Unit 100  
Denver, CO 80239  
(303) 595-9090  
(800) 292-3952  
Fax: (303) 595-9077  
www.rmfgroup.com

## **NEBRASKA cont'd**

Storlie Company  
4725 Excelsior Blvd, Suite 301  
Minneapolis, MN 55416  
(952) 920-8303  
Fax: (952) 920-8246  
www.storliecompany.com

Essendant  
1606 Linn St.  
North Kansas City, MO 64116  
(800) 678-6029  
(816) 842-1811  
Fax: (816) 421-3576  
www.essendant.com

## **NEVADA**

Pacific Coast Furniture Distributors  
5801 Warehouse Way, Suite F  
Sacramento, CA 95826  
(916) 830-5666  
(800) 366-6636  
Fax: 916-830-5660

Essendant  
918 S. Stimson Ave.  
City of Industry, CA 91749  
(800) 733-4086  
(818) 961-0011  
Fax: (818) 333-9579  
www.essendant.com

## **NEW HAMPSHIRE**

COE Distributing  
1020 Franklin Drive  
Smock, PA 15480  
(800) 388-8202  
Fax: (866) 437-6037  
www.coedistributing.com

S. P. Richards Co.  
4 Capitol Street  
Nashua, NH 03063  
(603) 883-2147  
(800) 437-0967  
Fax: (603) 881-8176  
www.sprichards.com

Essendant  
415 Wildwood Ave.  
Woburn, MA 01801  
(800) 733-4085  
(781) 933-0060  
Fax: (781) 935-2804  
www.essendant.com

## **NEW JERSEY**

COE Distributing  
1020 Franklin Drive  
Smock, PA 15480  
(800) 388-8202  
Fax: (866) 437-6037  
www.coedistributing.com

S. P. Richards Co.  
336 New Albany Road  
Moorestown, NJ 08057  
(856) 866-1400  
(800) 524-0179  
Fax: (856) 866-2815  
www.sprichards.com

## **NEW JERSEY cont'd**

S. P. Richards Co.  
40 Commerce Drive  
Cranbury, NJ 08512  
(609) 409-9062  
Fax: (609) 409-9070  
www.sprichards.com

Essendant  
100 Liberty Way  
Cranbury, NJ 08512  
(866) 733-4894  
(609) 619-4000  
Fax: (609) 409-9066  
www.essendant.com

## **NEW MEXICO**

Rocky Mountain Furniture Group  
11475 E. 53rd Ave., Unit 100  
Denver, CO 80239  
(303) 595-9090  
(800) 292-3952  
Fax: (303) 595-9077  
www.rmfgroup.com

Essendant  
9910 East 47th Ave., #D3  
Denver, CO 80238  
(800) 525-6010  
(720) 374-4000  
Fax: (720) 374-1951  
www.essendant.com

## **NEW YORK (Upstate)**

Azerty  
13 Centre Dr.  
Orchard Park NY 14127  
800-888-8080  
716-662-0200

COE Distributing  
1020 Franklin Drive  
Smock, PA 15480  
(800) 388-8202  
Fax: (866) 437-6037  
www.coedistributing.com

## **NEW YORK (Metro)**

COE Distributing  
1020 Franklin Drive  
Smock, PA 15480  
(800) 388-8202  
Fax: (866) 437-6037  
www.coedistributing.com

S. P. Richards Co.  
Building 5A, Chrysler Lane  
East Syracuse, NY 13057  
(315) 463-4877  
(800) 752-0062  
Fax: (315) 463-5216  
www.sprichards.com

S. P. Richards Co.  
24 Wes Warren Drive  
Middletown, NY 10941  
(845) 692-5534  
(800) 833-8658  
Fax: (845) 692-2517  
www.sprichards.com

## **NEW YORK (Metro) cont'd**

Essendant  
Highway 9W & Wolf Road  
Coxsackie, NY 12051  
(800) 733-4096  
(518) 731-9100  
Fax: (518) 731-8271  
www.essendant.com

Essendant  
100 Liberty Way  
Cranbury, NJ 08512  
(866) 733-4894  
(609) 619-4000  
Fax: (609) 409-9066  
www.essendant.com

## **NORTH CAROLINA**

COE Distributing  
1013 Woodward Ave.  
Charlotte, NC 28206  
(800) 388-8202  
Fax: (866) 437-6037  
www.coedistributing.com

S. P. Richards Co.  
6207 Corporate Park Drive  
Browns Summit, NC 27214  
(336) 621-0994  
(800) 334-3727  
Fax: (336) 621-9313  
www.sprichards.com

S. P. Richards Co.  
322 West 32nd Street  
Charlotte, NC 28206  
(704) 372-2815  
(800) 438-4072  
Fax: (704) 331-0504  
www.sprichards.com

Essendant  
10800 Withers Cove Park Dr.  
Charlotte, NC 28278  
(800) 458-6068  
(704) 319-3177  
Fax: (704) 588-6520  
www.essendant.com

## **NORTH DAKOTA**

Furniture Distributors  
318 W. 86th St.  
Bloomington, MN 55420  
(888) 339-1737  
(952) 854-2348  
Fax: (952) 851-0984

Storlie Company  
4725 Excelsior Blvd, Suite 301  
Minneapolis, MN 55416  
(952) 920-8303  
Fax: (952) 920-8246  
www.storliecompany.com

Essendant  
1720 Alexander Rd.  
Eagan, MN 55121  
(800) 733-4092  
(651) 681-1720  
Fax: (651) 681-9386  
www.essendant.com

# WHOLESALEERS DIRECTORY continued

## OHIO

BOF Associates  
505 Thomson Park Drive  
Cranberry Township, PA 16066  
(724) 778-0040  
(800) 479-4776  
Fax: (724) 778-0055  
www.bofinc.com

COE Distributing  
1020 Franklin Drive  
Smock, PA 15480  
(800) 388-8202  
Fax: (866) 437-6037  
www.coedistributing.com

Doane Keyes Associates  
2907 W. Logansport Rd.  
Peru, IN 46970  
(800) 342-5352  
(765) 473-5594  
Fax: (800) 223-2352  
www.dka-online.com

S. P. Richards Co.  
2410 McGaw Road  
Columbus, OH 43207  
(614) 497-2270  
(800) 848-0004  
Fax: (614) 497-1433  
www.sprichards.com

Essendant  
1634 Westbelt Drive  
Columbus, OH 43228  
(800) 292-6473  
(614) 876-7774  
Fax: (614) 876-4922  
www.essendant.com

Essendant  
2100 Highland Road  
Twinsburg, OH 44087  
(800) 733-4091  
(330) 425-4001  
Fax: (330) 425-4020  
www.essendant.com

## OKLAHOMA

Rocky Mountain Furniture Group  
11475 E. 53rd Ave., Unit 100  
Denver, CO 80239  
(303) 595-9090  
(800) 292-3952  
Fax: (303) 595-9077  
www.rmf-group.com

Office Furniture LTD.  
600 W. California Ave.  
Oklahoma City, OK 73102  
(405) 232-9631  
Fax: (405) 239-6160

S. P. Richards Co.  
1326 Enterprise Avenue  
Oklahoma City, OK 73128  
(405) 949-0765  
(800) 562-2823  
Fax: (405) 943-0185  
Fax: (800) 433-6118  
www.sprichards.com

## OKLAHOMA cont'd

Essendant  
1870 North 109th East Ave.  
Tulsa, OK 74116  
(800) 859-6005  
(918) 836-3361  
Fax: (918) 838-8226  
www.essendant.com

## OREGON

HBC Distributors  
6038 N.E. 78th Court  
Portland, OR 97218  
(503) 253-5500  
Fax: (503) 253-6265  
www.hbcdistributors.com

Essendant  
4409 SE 24th Ave.  
Portland, OR 97202  
(800) 678-6016  
(503) 231-4891  
Fax: (503) 231-4389  
www.essendant.com

## PENNSYLVANIA

BOF Associates  
505 Thomson Park Drive  
Cranberry Township, PA 16066  
(724) 778-0040  
(800) 479-4776  
Fax: (724) 778-0055  
www.bofinc.com

COE Distributing  
1020 Franklin Drive  
Smoek, PA 15480  
(800) 388-8202  
Fax: (866) 437-6037  
www.coedistributing.com

S. P. Richards Co.  
810 Vista Park Drive  
Pittsburgh, PA 15205  
(412) 787-5360  
(800) 349-8837  
Fax: (412) 787-5443  
www.sprichards.com

Essendant  
760 Commonwealth Drive  
Thornhill Industrial Park  
Warrendale, PA 15086  
(800) 733-8947  
(724) 779-7777  
Fax: (724) 779-7769  
www.essendant.com

Essendant  
7441 Candlewood Rd.  
Hanover, MD 21076  
(800) 733-4089  
(410) 850-4700  
Fax: (410) 850-0251  
www.essendant.com

## RHODE ISLAND

COE Distributing  
1020 Franklin Drive  
Smoek, PA 15480  
(800) 388-8202  
Fax: (866) 437-6037  
www.coedistributing.com

## RHODE ISLAND cont'd

Essendant  
415 Wildwood Ave.  
Woburn, MA 01801  
(800) 733-4085  
(781) 933-0060  
Fax: (781) 935-2804  
www.essendant.com

## SOUTH CAROLINA

COE Distributing  
1013 Woodward Ave.  
Charlotte, NC 28206  
(800) 388-8202  
Fax: (866) 437-6037  
www.coedistributing.com

Essendant  
10800 Withers Cove Park Dr.  
Charlotte, NC 28278  
(800) 458-6068  
(704) 319-3177  
Fax: (704) 588-6520  
www.essendant.com

Essendant  
125 Horizon Dr.  
Suwanee, GA 30024-0000  
(800) 733-4087  
(770) 446-8300  
Fax: (770) 242-7879  
www.essendant.com

## SOUTH DAKOTA

Furniture Distributors  
318 W. 86th St.  
Bloomington, MN 55420  
(888) 339-1737  
(952) 854-2348  
Fax: (952) 851-0984

Storlie Company  
4725 Excelsior Blvd, Suite 501  
Minneapolis, MN 55416  
(952) 920-8303  
Fax: (952) 920-8246  
www.storliecompany.com

Essendant  
9910 East 47th Ave., #D3  
Denver, CO 80238  
(800) 525-6010  
(720) 374-4000  
Fax: (720) 374-1951  
www.essendant.com

Essendant  
1720 Alexander Rd.  
Eagan, MN 55121  
(800) 733-4092  
(651) 681-1720  
Fax: (651) 681-9386  
www.essendant.com

Essendant  
7509 Boone Ave.  
Brooklyn Park, MN 55428  
(800) 328-6513  
(763) 424-9600  
Fax: (763) 424-1050  
www.essendant.com

## TENNESSEE

COE Distributing  
1013 Woodward Ave.  
Charlotte, NC 28206  
(800) 388-8202  
Fax: (866) 437-6037  
www.coedistributing.com

S. P. Richards Co.  
730 Freeland Station Road,  
Metro Center  
Nashville, TN 37228  
(615) 255-5715  
(800) 633-4107  
Fax: (615) 726-2843  
www.sprichards.com

S. P. Richards Co.  
5820 East Shelby Drive  
Memphis, TN 38141  
(901) 367-1388  
(800) 866-1377  
Fax: (901) 367-1751  
www.sprichards.com

Essendant  
455 Industrial Blvd., Ste. A  
La Vergne, TN 37086  
(800) 251-8198  
(615) 287-0800  
Fax: (615) 287-0801  
www.essendant.com

Essendant  
5300 Hickory Hill Rd., Ste. 105  
Memphis, TN 38141  
(866) 835-4000  
(901) 369-8044  
Fax: (901) 369-9522  
www.essendant.com

## TEXAS

Rocky Mountain Furniture Group  
11475 E. 53rd Ave., Unit 100  
Denver, CO 80239  
(303) 595-9090  
(800) 292-3952  
Fax: (303) 595-9077  
www.rmf-group.com

S. P. Richards Co.  
6555 Pine Vista Ln.  
Houston, TX 77092  
(713) 996-7072  
(800) 392-7878  
Fax: (713) 996-7108  
www.sprichards.com

S. P. Richards Co.  
1433 Wainwright Way  
Carrollton, TX 75007  
(972) 242-2300  
(800) 442-7774  
Fax: (972) 242-7891  
www.sprichards.com

S. P. Richards Co.  
6409 Tri-County Ind. Park  
Schertz, TX 78154  
(210) 651-9400  
(800) 848-3504  
Fax: (210) 651-9407  
www.sprichards.com

## TEXAS cont'd

Essendant  
7677 Pinemont Dr.  
Houston, TX 77040  
(800) 989-7487  
(713) 690-6665  
Fax: (713) 690-0132  
Fax: (800) 452-4277  
www.essendant.com

Essendant  
5425 FAA Blvd.  
Irving, TX 75061  
(877) 733-1567  
(817) 283-3663  
Fax: (817) 283-2399  
www.essendant.com

Essendant  
3615 Highpoint Drive  
San Antonio, TX 78217  
(800) 859-6004  
(210) 654-8800  
Fax: (210) 654-3009  
www.essendant.com

## UTAH

S. P. Richards Co.  
1970 South 3850 West, Unit B  
Salt Lake City, UT 84104  
(801) 956-0100  
(800) 845-8603  
Fax: (801) 956-0478  
www.sprichards.com

Essendant  
4625 W. 1730 South St.  
Salt Lake City, UT 84104  
(800) 859-6019  
(801) 973-0180  
Fax: (801) 973-0837  
www.essendant.com

## VERMONT

COE Distributing  
1020 Franklin Drive  
Smoek, PA 15480  
(800) 388-8202  
Fax: (866) 437-6037  
www.coedistributing.com

Essendant  
Highway 9W & Wolf Rd.  
Coxsackie, NY 12051  
(800) 733-4096  
(518) 731-9100  
Fax: (518) 731-8271  
www.essendant.com

Essendant  
415 Wildwood Ave.  
Woburn, MA 01801  
(800) 733-4085  
(781) 933-0060  
Fax: (781) 935-2804  
www.essendant.com

## VIRGINIA

COE Distributing  
1020 Franklin Drive  
Smoek, PA 15480  
(800) 388-8202  
Fax: (866) 437-6037  
www.coedistributing.com



## WHOLESALEERS DIRECTORY continued

### **VIRGINIA cont'd**

S. P. Richards Co.  
4339 Carolina Avenue  
Richmond, VA 23222  
(804) 321-5050  
(800) 552-3427  
Fax: (804) 321-4178  
www.sprichards.com

Essendant  
10800 Withers Cove Park Dr.  
Charlotte, NC 28278  
(800) 458-6068  
(704) 319-3177  
Fax: (704) 588-6520  
www.essendant.com

Essendant  
7441 Candlewood Rd.  
Hanover, MD 21076  
(800) 733-4089  
(410) 850-4700  
Fax: (410) 850-0251  
www.essendant.com

### **WASHINGTON**

HBC Distributors  
18221 Andover Park West  
Tukwila, WA 98188  
(206) 682-7934  
Fax: (206) 624-6586  
www.hbcdistributors.com

S. P. Richards Co.  
1100 Andover Park West  
Tukwila, WA 98188  
(206) 575-8108  
(800) 346-7444  
Fax: (206) 575-4539  
www.sprichards.com

Essendant  
18351 Cascade Ave.  
Tukwila, WA 98188  
(800) 678-6015  
(425) 251-5909  
Fax: (425) 251-8431  
www.essendant.com

Essendant  
4409 SE 24th Ave.  
Portland, OR 97202  
(800) 678-6016  
(503) 231-4891  
Fax: (503) 231-4389  
www.essendant.com

### **WEST VIRGINIA**

BOF Associates  
505 Thomson Park Drive  
Cranberry Township, PA 16066  
(724) 778-0040  
(800) 479-4776  
Fax: (724) 778-0055  
www.bofinc.com

COE Distributing  
1020 Franklin Drive  
Smock, PA 15480  
(800) 388-8202  
Fax: (866) 437-6037  
www.coedistributing.com

Doane Keyes Associates  
2907 W. Logansport Rd.  
Peru, IN 46970  
(800) 342-5352  
(765) 473-5594  
Fax: (800) 223-2352  
www.dka-online.com

Essendant  
760 Commonwealth Drive  
Thornhill Industrial Park  
Warrendale, PA 15086  
(800) 733-8947  
(724) 779-7777  
Fax: (724) 779-7769  
www.essendant.com

### **WISCONSIN**

Furniture Distributors  
318 W. 86th St.  
Bloomington, MN 55420  
(888) 339-1737  
(952) 854-2348  
Fax: (952) 851-0984

Storlie Company  
4725 Excelsior Blvd, Suite 301  
Minneapolis, MN 55416  
(952) 920-8303  
Fax: (952) 920-8246  
www.storliecompany.com

Essendant  
7509 Boone Ave.  
Brooklyn Park, MN 55428  
(800) 328-6513  
(763) 424-9600  
Fax: (763) 424-1050  
www.essendant.com

Essendant  
810 Kimberly Court  
Carol Stream, IL 60188  
(800) 982-4351  
(630) 690-1400  
Fax: (630) 682-8993  
Fax: (800) 982-4353  
www.essendant.com

Essendant  
1720 Alexander Rd.  
Eagan, MN 55121  
(800) 733-4092  
(651) 681-1720  
Fax: (651) 681-9386  
www.essendant.com

### **WYOMING**

Rocky Mountain Furniture Group  
11475 E. 53rd Ave., Unit 100  
Denver, CO 80239  
(303) 595-9090  
(800) 292-3952  
Fax: (303) 595-9077  
www.rmfg-group.com

Essendant  
9910 E. 47th Ave., #D3  
Denver, CO 80238  
(800) 525-6010  
(720) 374-4000  
Fax: (720) 374-1951  
www.essendant.com

### **WYOMING cont'd**

Essendant  
4625 W. 1730 South St.  
Salt Lake City, UT 84104  
(800) 859-6019  
(801) 973-0180  
Fax: (801) 973-0837  
www.essendant.com

## COLORS, FINISHES & LEAD-TIMES

Virco's extensive product solutions – including custom engineered solutions – are available in a wide range of colors and finishes with corresponding lead-times as described below.

### QUICK SHIP

- Specific models and color combinations for expedited delivery.
- Quick Ship Items are in stock and ready to ship quickly, usually in 2 - 3 days.
- To ship in 2 - 3 days, all models on an order must be from the Quick Ship list. If any item is not from the Quick Ship list, the entire order will be shipped at the time the longest lead item is ready.
- QUICK SHIP models selections shown on pages 2 to 11 of this price list.

### CLASSROOM BASICS

- Expanded products and color combinations.
- Classroom Basics models are assembled upon receipt of an order from components we stock and are usually ready to ship in 2 - 3 weeks.
- Classroom Basics orders must consist exclusively of Quick Ship and/or Classroom Basics models and color combinations, otherwise the lead time will be extended.
- CLASSROOM BASICS models selections shown on pages 14 to 33 of this price list.

### VIRCO'S FULL PALETTE OF COLORS, FABRICS, LAMINATES AND FINISHES (MADE-TO-ORDER Models)

Virco's full palette of standard colors and finishes as shown on pages xi - xii of this price list.

- Models not included in Quick Ship or Classroom Basics are Made-to-Order (Made) and are usually ready within 4 - 6 weeks from order placement.
- Optional upholstery listed on page xiii may be subject to extended lead-times depending on the material suppliers inventory and/or production schedule.
- MADE-TO-ORDER models selections shown on pages 36 to 164 of this price list.

### CUSTOM COLORS, FABRICS, LAMINATES, FINISHES, AND MINIMUM ORDERS

- In addition to our Quick Ship and Classroom Basics palettes, we offer a broad range of colors and finishes which are available in minimum order quantities (varies by model) and/or with a set-up fee (\$250 - \$1000).
- Because of the capabilities and processes available in our U.S. Factories, we have the ability to do custom color matches from samples or swatches with minimum quantities and a set-up fee (varies by model).
- On wood-substrate tables and laminated work surfaces, we offer custom patterns and edge treatments, including logo designs and school mascots with minimum quantities and a set-up fee (varies).
- Custom finishes are quoted on a project-by-project basis and require purchase of complete production including any over-runs.
- Please contact your Virco sales representative for more information.

### CUSTOM ENGINEERED SOLUTIONS

- In some cases, your project may require customized engineering solutions. This is sometimes the case in refurbishment or retrofit projects, where a certain number of furniture pieces – including modified versions of standard products – have to fit into an 'as-built' pre-existing space.
- Our in-house engineers and domestic factories are uniquely positioned to design, prototype, and test such solutions, to help insure that your custom requirement also meets BIFMA industry standards for safety and reliability, as well as Federal ADA guidelines and standards.
- Custom Engineered Solutions are quoted on a project-by-project basis and require minimums, set-up fees, and extended lead-times.
- Please contact your Virco sales representative for more information.

# COLORS, FINISHES & LEAD-TIMES

<p><b>SOFT PLASTICS (Standard)</b> <i>(Seats and Book Boxes)</i></p>	<p><b>HARD PLASTIC &amp; FRW™ SEATS &amp; BACKS (Standard)</b></p>	<p><b>LAMINATES FOR STUDENT DESKS (Standard)</b></p>	<p><b>LAMINATES FOR TABLES (Minimums)</b> <i>(Require minimum quantity/set-up fee)</i></p>
<p>APPLE - GRN12 BLACK - BLK01 BLUEBERRY - BLU40 CHOCOLATE - BRN14 COBALT BLUE - BLU65 FOREST GREEN - GRN75 GRAPHITE - GRY41 NAVY - BLU51 PURPLE IRIS - PUR43 RED - RED70 SQUASH - YLW47 WINE - RED50</p>	<p>BLACK - BLK01 BLUEBERRY - BLU40 FOREST GREEN - GRN75 NAVY - BLU51 RED - RED70 SANDSTONE - BRN96 WINE - RED50</p>	<p>FUSION MAPLE - MPL385 GREY NEBULA - GRY091 MEDIUM OAK - OAK084 WALNUT - WAL078</p>	<p>ANTIQUE WHITE - WHT001 ATLANTIS - BLU043 BEIGE NEBULA - BRN417 BILTMORE CHERRY - MHG588 BRONZE LEGACY - BRN416 CLOUD NEBULA - BLU092 GRAPHITE NEBULA - BLK535 GREY - GRY005 GREY GLACE - GRY065 HOLLYBERRY - RED431 MARIGOLD - YLW031 NATURAL TIGRIS - BRN697 PEPPERDUST - BRN039 SHADOW - BRN415 WHITE NEBULA - GRY074</p>
<p><b>SOFT PLASTICS (Minimums)</b> <i>(Require minimum quantity/set-up fee)</i></p>	<p><b>FRW™ SEATS &amp; BACKS (Minimums)</b> <i>(Require minimum quantity/set-up fee)</i></p>	<p><b>LAMINATES FOR STUDENT DESKS (Minimums)</b> <i>(Require minimum quantity/set-up fee)</i></p>	<p><b>DRY ERASE LAMINATES</b> <i>(Require minimum quantity/set-up fee)</i></p>
<p>ADOBE - BRN42 ARCTIC WHITE - WHT74 CORAL - RED53 CUCUMBER - GRN34 DRIFTWOOD - WHT21 DUSK - BRN55 ECLIPSE - GRY11 FUCHSIA - RED72 GOLD FINCH - GLD22 GUAVA - RED75 HORIZON - BLU14 HYACINTH - BLU44 LAVENDER - PUR45 MOONSTONE - GRY05 MOSS - GRN77 PAPAYA - YLW44 PAPRIKA - ORG31 PINK - RED73 SEA MIST - GRN07 SUNSET - ORG30 TEAL - GRN11 TURQUOISE - BLU45 WILLOW - GRN13 WISTERIA - PUR65 VAPOR - GRY65</p>	<p>APPLE - GRN12 CHOCOLATE - BRN14 CORAL - RED53 FUCHSIA - RED72 GRAPHITE - GRY41 INDIGO - BLU61 LAGOON - BLU50 MERLOT - RED60 NATURAL - BRN62 PAPAYA - YLW44 PINE - GRN85 PINK - RED73 RAVEN - BLK21 SEA MIST - GRN07 SQUASH - YLW47 STRAWBERRY - RED80</p> <p><i>A note on ZUMAFrd™ Hard Plastic Colors: Due to the high recycled content and visible grain patterns in ZUMAFrd products, you may notice slight color variations among individual items.</i></p>	<p>ANTIQUE WHITE - WHT001 ASIAN SAND - MPL008 ATLANTIS - BLU043 BEIGE NEBULA - BRN417 BILTMORE CHERRY - MHG588 BRONZE LEGACY - BRN416 CARMEL SAGAWOOD - WOD619 CLOUD NEBULA - BLU092 DRY CREEK PLUM - OAK072 GRAPHITE NEBULA - BLK535 GREY - GRY005 GREY GLACE - GRY065 HOLLYBERRY - RED431 LOOKS LIKATRE - WHT066 MARIGOLD - YLW031 NATURAL TIGRIS - BRN697 PEPPERDUST - BRN039 SHADOW - BRN415 WHITE NEBULA - GRY074 WILD CHERRY - MHG586</p>	<p>DE FOLKSTONE GRAY - GRY069 DE FRENCH BLUE - BLU064 DE ICE WHITE - WHT067 DE NEUTRA - BRN068</p>
<p><b>PARISON SERIES with UPHOLSTERED SEATS</b></p>	<p><b>HARD PLASTIC TOPS (Standard)</b></p>	<p><b>LAMINATES FOR TABLES (Standard)</b></p>	<p><b>LAMINATES FOR TABLES (Standard)</b></p>
<p>ADOBE-BRN42-BRN654 ARCTIC WHITE-WHT74-BLK656 BLACK - BLK01-BLK656 CHOCOLATE-BRN14-BLK656 DRIFTWOOD WHT21-BRN655 GRAPHITE-GRY41-BLK656 HORIZON-BLU14-BLU652 NAVY-BLU51-BLU653 RED-RED70-BLK656 SEA MIST-GRN07-BLK656 SQUASH-YLW47-BLK656 SUNSET-ORG30-BLK656 TURQUOISE-BLU45-BLK656 WILLOW-GRN13-GRN651</p>	<p>FUSION MAPLE - BRN38 GREY NEBULA - GRY91 MEDIUM OAK - OAK84 SANDSTONE - BRN96</p>	<p>ASIAN SAND - MPL008 CARMEL SAGAWOOD - WOD619 DRY CREEK PLUM - OAK072 FUSION MAPLE - MPL385* GREY NEBULA - GRY091* LOOKS LIKATRE - WHT066 MEDIUM OAK - OAK084* WALNUT - WAL078* WILD CHERRY - MHG586</p>	<p><i>*For mobile cabinets, steel-frame bookcases and 6000 Series folding tables, the standard finishes are thermofused Grey Nebula, Fusion Maple, Medium Oak and Walnut.</i></p>
	<p><b>HARD PLASTIC TOPS (Minimums)</b> <i>(Require minimum quantity/set-up fee)</i></p>		
	<p>ASIAN SAND - MPL08 DRY CREEK PLUM - OAK72 LOOKS LIKATRE - WHT66 THUNDERSTORM - WAL77</p>		

# COLORS, FINISHES & LEAD-TIMES

## WOOD STAIN FINISHES For Plywood Seats and Backs (Standard)

BLACK - BLK01  
CHARCOAL GREY - GRY17  
CLEAR - CLR  
CLASSIC BLACK - BLK16  
DEEP OCEAN - BLU15  
FRUIT PUNCH - RED19

## WOOD STAIN FINISHES For Plywood Seats and Backs (Minimums)

*(Require minimum quantity/set-up fee)*

GREEN TEA - GRN18  
MUSTARD - YLW21  
NATURAL BEIGE - BRN24  
ORIENTAL GINGER - BRN27  
PARCHMENT - WHT07  
RED MAHOGANY - RED81  
SMOKE - GRY22

## FRAME FINISHES (Standard)

CHAR BLACK - BLK01  
CHROME - CHRM  
SILVER MIST - GRY02

## \*FRAME FINISHES (Minimums)

*(Require minimum quantity/set-up fee)*

ADOBE - BRN42  
CLEAR COAT - CLR\*\*  
ECLIPSE - GRY11  
EL DORADO BRONZE - GLD93  
ESPRESSO - BRN26  
FOREST GREEN - GRN75  
GOLDEN BRONZE - GLD91  
MOONSTONE - GRY05  
NATURAL STEEL - NST❖  
NAVY - BLU51  
RED - RED70  
SQUASH - YLW47

\*Mocha (BRN16) is only available on models 162, 165 & 168 folding chairs.

\*\*Virco's Clear Coat is a transparent secondary powder coat finish that adds extra sheen and protection to other Virco paint finishes over which it is applied. Please note, however, that Clear Coat cannot be used as a secondary finish over Virco's Natural Steel paint finish.

❖Virco's Natural Steel is a transparent gloss powder coat that is applied to a raw material frame resulting in an industrial looking finish

## EDGE BANDING (3/4" Profile)



- Bookcases (Steel-Frame)
- Mobile Cabinets (Steel-Frame)
- Folding Tables
- Mobile Tables

### COLORS

CHAR BLACK - BLK01  
FUSION MAPLE - BRN38

## EDGE BANDING (1 1/8" Profile)



- 4000 Series
- 5000 Series
- 5700 Series
- 6800 Series
- 8700 Series
- Café Tops
- Flip-Top Technology Tables
- Tetra Series

### COLORS

ADOBE - BRN42  
APPLE - GRN12  
BLUEBERRY - BLU40  
CHAR BLACK - BLK01  
COBALT BLUE - BLU65  
FOREST GREEN - GRN75  
FUSION MAPLE - BRN38  
NAVY - BLU51  
PURPLE IRIS - PUR43  
RED - RED70  
SQUASH - YLW47

## EDGE BANDING (1 1/8" Profile)



- Parameter® Series
- Plateau® Series
- Textameter™ Series
- TEXT® Series Tables
- TEXT Help Desks

### COLORS

ADOBE - BRN42  
BLOND TUSCANI - BRN09  
CARMEL SAGAWOOD - BRN61  
CHAR BLACK - BLK01  
FUSION MAPLE - BRN38  
GOLDEN ALLUSION - GLD01  
WINDSOR CHERRY - MHG67

## EDGE TREATMENTS

Edge treatments for 3/16" particleboard high-pressure laminated tops for single pupil desks, chair desks, combo units, and the 165 folding chair tablet arm, have the following standard color combinations:

- Grey Nebula with Black painted edge finish
- Medium Oak with Clear lacquered edge finish
- Fusion Maple with Clear lacquered edge finish
- Walnut with Clear lacquered edge finish

## LACQUERED EDGE FINISH (Standard)

BLACK - BLK01  
CLEAR - CLR

## LACQUERED EDGE FINISH (Minimums)

*(Require minimum quantity/set-up fee)*

RED MAHOGANY - RED81  
SMOKE - GRY22

## SURE EDGE® TREATMENT

ADOBE - BRN42  
APPLE - GRN12  
BLOND TUSCANI - BRN09  
BLUEBERRY - BLU40  
CHAR BLACK - BLK01  
COBALT BLUE - BLU65  
ECLIPSE - GRY11  
FOREST GREEN - GRN75  
GOLDEN ALLUSION - GLD01  
FUSION MAPLE - BRN38  
MOONSTONE - GRY05  
NAVY - BLU51  
PURPLE IRIS - PUR43  
RED - RED70  
SQUASH - YLW47

## VINYL UPHOLSTERY

LINEN BLACK - BLK149\*  
LINEN BURGUNDY - RED140\*  
LINEN GREY - GRY142\*  
LINEN SLATE BLUE - BLU141\*  
LINEN TAN - BRN146\*  
SELECT BLACK - BLK134  
SELECT BROWN - BRN136  
SELECT RED - RED130  
SELECT SILVER MIST - GRY132  
ULTRATEXHYDE CARIB - BLU151\*

\*Ultratexhyde Carib vinyl and Linen vinyl are only available for use with models 188, 8917 and 8926.

## FABRIC UPHOLSTERY (Standard)

EXPRESS 2334 ONYX - BLK261  
EXPRESS 2334 GRAPHITE - GRY265  
EXPRESS 2334 QUARRY BLUE - BLU263  
EXPRESS 2334 MIDNIGHT - BLU266  
EXPRESS 2334 MULBERRY - RED267  
EXPRESS 6600 BLACK - BLK259  
EXPRESS 6600 GREY - GRY259  
PACIFICA GRAPHITE - GRY212  
PACIFICA BLUE SAPPHIRE - BLU211  
SEDONA JAVA - BRN202  
SEDONA LODEN - GRN203  
SEDONA OCEAN - BLU205  
SEDONA PASSION - RED208  
SEDONA RUBY - RED201  
SEDONA SAILOR - BLU204  
SEDONA WINTERGREEN - GRN206

## FABRIC UPHOLSTERY (Minimums)

*(Require minimum quantity/set-up fee)*

EXPRESS 2334 GOOSE - BRN262  
EXPRESS 2334 WILLOW - GRN264  
PACIFICA WINEBERRY - RED213

**OPTIONAL UPHOLSTERY (Require minimum quantity/set-up fee)**

**GROUP A UPHOLSTERY**

Includes C.O.M. fabric (Customers Own Material)

Pattern (Swatch Card)	Mill
Ranchide	Intex Plastics
Sherpa/Shire	Absecon Mills
Ultratexhyde	Intex Plastics

**GROUP B UPHOLSTERY**

Pattern (Swatch Card)	Mill
Interweave	TAHOE LLC FABRICS
Neptune	TAHOE LLC FABRICS
Tea Time, Fandango, Gavotte	Culp Contract Fabrics
Venus	TAHOE LLC FABRICS

**GROUP C UPHOLSTERY**

Pattern (Swatch Card)	Mill
Dolphin (Design Medium)	Uniroyal Naugahyde
Enigma	Douglass Industries
Maze	Douglass Industries
Open House 2334	Guilford of Maine
Universal (Design Medium)	Uniroyal Naugahyde

**GROUP D UPHOLSTERY**

Pattern (Swatch Card)	Mill
All American (Design Medium)	Uniroyal Naugahyde
Allure (Design Medium)	Uniroyal Naugahyde
Bamboo	Geo. Sheard Fabrics
Bounce (Classic Impressions)	Douglass Industries
Bourbon Street (Design Medium)	Uniroyal Naugahyde
Burkshire (Design Medium)	Uniroyal Naugahyde
Canyon (Studio)	Nassimi
Chameã II (Design Medium)	Uniroyal Naugahyde
Electricity (Classic Impressions)	Douglass Industries
English Pub (Design Medium)	Uniroyal Naugahyde
Eternity (Classic Impressions)	Douglass Industries
Expressions (Design Medium)	Uniroyal Naugahyde
Frequent (Classic Impressions)	Douglass Industries
Gradient (Classic Impressions)	Douglass Industries
Link (Classic Impressions)	Douglass Industries
Marblestone (Design Medium)	Uniroyal Naugahyde
NaugaLeather (Design Medium)	Uniroyal Naugahyde
NaugaSoft (Design Medium)	Uniroyal Naugahyde
Neochrome III (Design Medium)	Uniroyal Naugahyde
Pacifica (Virco Standard Upholstery)	Geo. Sheard Fabrics
Persuasion (Studio)	Nassimi
Phoenix (Studio)	Nassimi
Quadra	Geo. Sheard Fabrics
Quartz	Geo. Sheard Fabrics
Rouge II (Design Medium)	Uniroyal Naugahyde
Smarties	Geo. Sheard Fabrics
Spirit Millennium (Design Medium)	Uniroyal Naugahyde
Spout (Classic Impressions)	Douglass Industries
Sta-Soft (Design Medium)	Uniroyal Naugahyde
Stratford (Design Medium)	Uniroyal Naugahyde
Tekno	Geo. Sheard Fabrics
Twilight (Design Medium)	Uniroyal Naugahyde
Vibe (Studio)	Nassimi
Zodiac (Design Medium)	Uniroyal Naugahyde

# TABLE OF CONTENTS

<b>ART FURNITURE &amp; EQUIPMENT</b> .....	<b>121</b>
<b>CLASSROOM BASICS</b> .....	<b>12-33</b>
<b>BUILDING SERVICES</b> .....	<b>134-135</b>
<b>CAFE TABLE AND SEATING</b> .....	<b>111-116</b>
Analogy Series Stools .....	115
Café Table Tops & Bases .....	111-112
Civitas™ Café Table Tops & Bases .....	113-114
Civitas™ Plywood Series .....	115
Lunada® Series Café Table Bases .....	112
Sage™ Series Stools .....	115
ZUMA® Series Stools .....	116
ZUMAFrd™ Series Stools .....	116
<b>CLASSROOM FURNITURE</b> .....	<b>36-75</b>
120 Series .....	2, 14, 66
121 Series .....	2, 14, 66
122 Series .....	2, 14, 66
123 Series .....	67
125 Series .....	14, 67
2000 Series .....	2, 15, 36-37
3000 Series .....	2, 15, 39-40
3300 Series .....	41
540 Series .....	6, 22, 73
72 Series .....	21, 67
723 Series .....	68
751 Series Lift-Lid Desks .....	6, 21, 68
765 Series Jr. Executive Desks .....	6, 21, 68
785 Series .....	6, 21-22, 69
7900 Series .....	69-70
871 Series Cantilever-Leg Desks .....	22, 70
873 Series .....	70
9000 Series .....	3, 16, 41-43
Analogy™ Series .....	3, 16-17, 43-47
Civitas™ Plywood Series .....	48
Instructor Media Towers and Stations .....	74
I.Q.® Series .....	38-39
Metaphor® Series .....	3-4, 17, 50-51
Metonymy Series .....	75
Molecule Series .....	71
N2 Series .....	4, 17, 48-49
Parison Series .....	52
Sage™ Series .....	4, 18, 52-56
Sigma® Series .....	72
Sigma® Series (Adjustable Cantilever Desks) .....	71
Telos® Series .....	57
Tetra™ Series .....	73
Textameter™ Series .....	22, 74
Text® Series (Student Desks) .....	6, 22, 72-73
ZUMA® Series .....	4-5, 18-21, 58-65
ZUMAFrd™ Series .....	65
<b>EARLY CHILDHOOD FURNITURE &amp; EQUIPMENT</b> .....	<b>122-125</b>
Art Stations .....	123
Book Display Stands .....	123
Play Time .....	125
Play Time Seating .....	122
Storage Cabinets .....	124
Storage Lockers .....	125
Teaching and Learning Rugs .....	122
Teaching Easels .....	123
Wood Chairs and Tables .....	122
Wood Rockers .....	122
<b>HANDLING &amp; STORAGE EQUIPMENT</b> .....	<b>11, 162-163</b>
<b>LIBRARY FURNITURE &amp; EQUIPMENT</b> .....	<b>117-120</b>
Circulation Desk Components .....	119
Library Book Cart .....	119
Library Shelving .....	119
Library Tables & Chairs .....	118-119
Literature Racks .....	120
Mail and Literature Sorter .....	120
Plateau Series Library & Technology Tables .....	117-118
Library Step Stool .....	119

<b>MULTI-PURPOSE CHAIRS</b> .....	<b>126-131</b>
190 Series .....	127
8800 Series - Comfort Stacker™ .....	30, 128
8800 Series - Convention Center Stack Chair .....	128
8900 Series .....	10, 30, 129-130
Folding Chairs .....	10, 14, 126
Sage Contract Series .....	30, 131
Ultrastack™ Chair .....	30, 131
Virtuoso® Series .....	130
<b>OFFICE &amp; ADMINISTRATION FURNITURE</b> .....	<b>136-161</b>
4300 Series .....	33, 160
4400 Series .....	6, 33, 160
53 Series .....	31, 136
53 Series Lateral Files .....	32, 155
53 Series Vertical Files .....	32, 156
53 Series Metal Storage Cabinets .....	33, 159
53 Series Wardrobe Towers .....	33, 159
54 Series Vertical Files .....	10, 32, 156
Bookcases .....	10, 31, 153-154
Divider Panels .....	136
Fire-Resistant Vertical File .....	157
Lounge & Reception Furniture .....	161
Mesh-Back Office Chairs .....	33, 161
Mobile Storage Cabinets .....	11, 32, 157-158
Parameter® Series .....	138-151
Plateau® Series Office Solutions .....	137
Plateau Series Bookcases .....	154
Plateau Series Mobile Storage Cabinets .....	158
Text® Series Help Desks .....	151-152
<b>OPTIONAL ACCESSORIES</b> .....	<b>164</b>
<b>PRESENTATION FURNITURE &amp; EQUIPMENT</b> .....	<b>132-133</b>
AV Carts .....	132
Lecterns .....	133
Presentation Stations .....	132
Presentation Furniture .....	133
Projection Screens .....	132
<b>QUICK SHIP MODELS</b> .....	<b>1-11</b>
<b>TABLES</b> .....	<b>76-110</b>
4000 Series .....	7, 23, 77-79
5000 Series .....	8, 24, 80-82
5700 Series .....	24, 82
6000 Series .....	8, 29, 108
62000 Series .....	110
6800 Series .....	26, 88
7900 Series .....	110
8700 Series Computer Tables .....	8, 24, 84-85
Core-a-Gator® Folding Tables .....	29, 109
CT Series .....	101
Flip-Top Technology Tables .....	9, 26, 102
Future Access® Series .....	83
HWT Technology Tables .....	103
Lunada® Series .....	89
Makerspace Series Tables .....	76
MT Series Mobile Tables .....	27, 104
MTB Series Bench Tables .....	9, 27, 105
MTC Convertible Bench Tables .....	10, 28, 107
MTS Series Stool Tables .....	9, 28, 106-107
Plateau® Series .....	90-92
Science Lab Demonstration Table .....	87
Steel-Frame Science Tables .....	9, 25, 87
Study Carrels .....	86
Tetra™ Series .....	93-94
Text® Series .....	26, 95-98
Text Series with Post-Formed Tops .....	99
Text Series Tilt-Top Tables .....	99
Text Series Hinged Wire Trough Tables .....	100
Wood-Frame Science Tables .....	9, 25, 86
<b>PRODUCT INDEX</b> .....	<b>165-169</b>
<b>GENERAL INFORMATION</b> .....	<b>170-171</b>
<b>VIRCO &amp; THE ENVIRONMENT</b> .....	<b>172-173</b>

# 2017 QUICK SHIP MODELS PRODUCT LISTINGS

Pages 2-11



In this section you will find a selection of models and colors that Virco can ship quickly, usually within 3 business days or less as part of our Quick Ship program. See below for program details.

- These product and color combinations are the best choice for last-minute orders or those requiring expedited delivery.
- The colors in this program are broadly applicable for many venues and settings.
- Quick Ship models ship within 3 business days or less, under most circumstances.
- To receive this expedited service, Quick Ship model orders must consist exclusively of Quick Ship models and color combinations or the lead time will be extended.
- Orders with a mixture of Quick Ship and non-Quick Ship items will ship within 2 - 6 weeks or less of order entry, depending on the models ordered. Custom models may take longer.

# QUICK SHIP MODELS

SOLD IN FULL CARTONS ONLY

Model No.	Description	Unit Price F.O.B. Warehouse	Units Per Carton	Unit Weight	Unit Cube	Fed Ex.	Freight Class
-----------	-------------	-----------------------------------	------------------------	----------------	--------------	------------	------------------

## 120 SERIES - Stools

Tubular steel frame, one-piece molded polypropylene seat, steel-base swivel glides.

1201927SG-BLU51-CHRM	19"-27" adjustable seat height. <b>Colors:</b> Navy seat/Chrome frame	186.00	2	10.5	1.72	*	150
----------------------	---	--------	---	------	------	---	-----

## 121 SERIES - Stools (Martest® 21 Hard Plastic)

Tubular steel frame, molded Martest® 21 hard plastic seat, nylon-base swivel glides.

12118-BRN96-CHRM	17 <sup>1</sup> / <sub>4</sub> " seat height. <b>Colors:</b> Sandstone seat/Chrome frame	230.00	2	10.7	1.72	*	Call
12124-BRN96-CHRM	23 <sup>3</sup> / <sub>8</sub> " seat height. <b>Colors:</b> Sandstone seat/Chrome frame	240.00	2	12.4	2.21		150
12130-BRN96-CHRM	29 <sup>3</sup> / <sub>4</sub> " seat height. <b>Colors:</b> Sandstone seat/Chrome frame	250.00	2	13.2	2.14		150
1211927SG-BRN96-CHRM	19"-27" adjustable seat height, steel-base swivel glides only. <b>Colors:</b> Sandstone seat/Chrome frame	250.00	2	12.9	1.72	*	150

## 122 SERIES - Stools

Tubular steel frame, formed steel seat with a Masonite® inset, steel-base swivel glides.

1221927SG-GRY02	19"-27" adjustable seat height, steel-base swivel glides only. <b>Colors:</b> Silver Mist frame	187.00	2	12.8	1.46	*	150
-----------------	---	--------	---	------	------	---	-----

## 2000 SERIES - 4-Leg Stack Chairs

Tubular steel frame, one-piece molded polypropylene shell, nylon-base swivel glides.

2012-BLK01-CHRM	12" seat height. <b>Colors:</b> Black seat/Chrome frame	90.00	4	6.5	1.38		150
2012-BLU51-CHRM	12" seat height. <b>Colors:</b> Navy seat/Chrome frame						
2014-BLK01-CHRM	14" seat height. <b>Colors:</b> Black seat/Chrome frame	90.00	4	7.0	1.51		150
2014-BLU51-CHRM	14" seat height. <b>Colors:</b> Navy seat/Chrome frame						
2016-BLK01-CHRM	16" seat height. <b>Colors:</b> Black seat/Chrome frame	103.00	4	8.0	2.42		150
2016-BLU51-CHRM	16" seat height. <b>Colors:</b> Navy seat/Chrome frame						
2018-BLK01-CHRM	18" seat height. <b>Colors:</b> Black seat/Chrome frame	108.00	4	10.9	2.46	*	150
2018-BLU51-CHRM	18" seat height. <b>Colors:</b> Navy seat/Chrome frame						

## 2000 SERIES - Mobile Task Chairs

Tubular steel legs, one-piece, extra-large shell molded polypropylene shell, seat and back pads, four 2" dual-wheel swivel casters. Metal surfaces are available chromed or with a powder coat finish. For use on both carpeted and non-carpeted floors.

2050ELP-BLU51-BLU204-CHRM	19" seat height, extra-large seat. <b>Colors:</b> Navy seat/Sedona Sailor fabric/Chrome frame	238.00	2	14.6	5.29	*	250
---------------------------	---	--------	---	------	------	---	-----

## 3000 SERIES - 4-Leg Stack Chairs

Tubular steel frame, molded Martest® 21 hard plastic seat and back, nylon-base swivel glides.

3012-BLU51-CHRM	12" seat height. <b>Colors:</b> Navy seat/Chrome frame	192.00	4	11.1	1.38		150
3014-BLU51-CHRM	14" seat height. <b>Colors:</b> Navy seat/Chrome frame	192.00	4	14.6	1.90		150
3016-BLU51-CHRM	16" seat height. <b>Colors:</b> Navy seat/Chrome frame	206.00	4	15.6	2.17		150
3018-BLU51-CHRM	18" seat height. <b>Colors:</b> Navy seat/Chrome frame	211.00	4	19.8	2.89		150

## 3000 SERIES - Chair Desks

Tubular steel frame, molded Martest® 21 hard plastic seat and back, nylon-base swivel glides. Models are available with an FRW™ hard plastic work surface.

3400BRM-BLU51-BRN96-CHRM	18" x 24" hard plastic top, bookrack. <b>Colors:</b> Navy seat/Sandstone top/Chrome frame	470.00	2	46.4	8.98		300
3700BRM-BLU51-BRN96-CHRM	14 <sup>1</sup> / <sub>2</sub> " x 20" x 28" hard plastic top, bookrack. <b>Colors:</b> Navy seat/Sandstone top/Chrome frame	462.00	2	38.9	8.98		300



Products on this page are Greenguard® certified.

Virco®



# QUICK SHIP MODELS

SOLD IN FULL CARTONS ONLY

Model No.	Description	Unit Price F.O.B. Warehouse	Units Per Carton	Unit Weight	Unit Cube	Fed Ex.	Freight Class
-----------	-------------	-----------------------------------	------------------------	----------------	--------------	------------	------------------

## 9000 SERIES - 4-Leg Stack Chairs

Tubular steel frame, one-piece molded polypropylene shell, nylon-base swivel glides.



9010-BLK01-CHRM	10" seat height. <b>Colors:</b> Black seat/Chrome frame	90.00	4	6.5	1.04	*	150
9010-BLU51-CHRM	10" seat height. <b>Colors:</b> Navy seat/Chrome frame						
9012-BLK01-CHRM	12" seat height. <b>Colors:</b> Black seat/Chrome frame	90.00	4	7.1	1.38	*	150
9012-BLU51-CHRM	12" seat height. <b>Colors:</b> Navy seat/Chrome frame						
9014-BLK01-CHRM	14" seat height. <b>Colors:</b> Black seat/Chrome frame	90.00	4	7.9	1.51		150
9014-BLU51-CHRM	14" seat height. <b>Colors:</b> Navy seat/Chrome frame						
9016-BLK01-CHRM	16" seat height. <b>Colors:</b> Black seat/Chrome frame	103.00	4	9.9	2.09		150
9016-BLU51-CHRM	16" seat height. <b>Colors:</b> Navy seat/Chrome frame						
9018-BLK01-CHRM	18" seat height. <b>Colors:</b> Black seat/Chrome frame	108.00	4	11.6	2.61		150
9018-BLU51-CHRM	18" seat height. <b>Colors:</b> Navy seat/Chrome frame						



## 9000 SERIES - Mobile Task Chairs

Tubular steel legs, one-piece, molded polypropylene shell, four 2" dual-wheel swivel casters. Chairs with seat and back pads consist of polyurethane foam covered with fabric. Metal surfaces are available chromed or with a powder coat finish. For use on both carpeted and non-carpeted floors.



9050P-BLK01-BLK259-CHRM	18" seat height, upholstered seat and back pads. <b>Colors:</b> Black seat/Express Black fabric/Chrome frame	213.00	2	14.9	5.29		150
9050P-BLU51-BLU204-CHRM	18" seat height, upholstered seat and back pads. <b>Colors:</b> Navy seat/Sedona Sailor fabric/Chrome frame						

## 9000 SERIES - Chair Desks

Tubular steel frame, one-piece molded polypropylene shell. Models are available with a particleboard-core high-pressure laminate work surface with beveled and lacquer-sealed edges. Nylon-base swivel glides.



9400BR-BLU51-OAK084CLR-CHRM	18" x 24" laminate top, bookrack. <b>Colors:</b> Navy seat/Medium Oak top/Clear lacquer edge/Chrome frame	349.00	2	34.5	8.98		300
9700BR-BLU51-OAK084CLR-CHRM	20" x 25 1/2" x 12" laminate top, bookrack. <b>Colors:</b> Navy seat/Medium Oak top/Clear lacquer edge/Chrome frame	332.00	2	27.5	8.98		300

## ANALOGY™ SERIES - 4-Leg Stack Chairs

Tubular steel frame, one-piece molded polypropylene shell, nylon-base swivel glides.



AN14-BLK01-CHRM	14" seat height. <b>Colors:</b> Black seat/Chrome frame	130.00	5	8.4	1.54		150
AN14-BLU51-CHRM	14" seat height. <b>Colors:</b> Navy seat/Chrome frame						
AN16-BLK01-CHRM	16" seat height. <b>Colors:</b> Black seat/Chrome frame	150.00	5	11.2	2.08		150
AN16-BLU51-CHRM	16" seat height. <b>Colors:</b> Navy seat/Chrome frame						
AN18-BLK01-CHRM	18" seat height. <b>Colors:</b> Black seat/Chrome frame	170.00	4	12.2	2.84		150
AN18-BLU51-CHRM	18" seat height. <b>Colors:</b> Navy seat/Chrome frame						
AN18EL-BLK01-CHRM	18 1/2" seat height, extra-large seat. <b>Colors:</b> Black seat/Chrome frame	195.00	4	13.7	3.13		150
AN18EL-BLU51-CHRM	18 1/2" seat height, extra-large seat. <b>Colors:</b> Navy seat/Chrome frame						

## METAPHOR® SERIES - 4-Leg Stack Chairs

Tubular steel frame, one-piece molded polypropylene shell, nylon-base swivel glides.



N912-BLK01-CHRM	12 1/2" seat height. <b>Colors:</b> Black seat/Chrome frame	130.00	5	9.7	1.06		100
N912-BLU51-CHRM	12 1/2" seat height. <b>Colors:</b> Navy seat/Chrome frame						
N914-BLK01-CHRM	14 1/2" seat height. <b>Colors:</b> Black seat/Chrome frame	130.00	5	10.3	1.30		100
N914-BLU51-CHRM	14 1/2" seat height. <b>Colors:</b> Navy seat/Chrome frame						
N916-BLK01-CHRM	16 1/2" seat height. <b>Colors:</b> Black seat/Chrome frame	150.00	4	13.0	2.11		125
N916-BLU51-CHRM	16 1/2" seat height. <b>Colors:</b> Navy seat/Chrome frame						
N918-BLK01-CHRM	18" seat height. <b>Colors:</b> Black seat/Chrome frame	170.00	4	14.7	2.69		150
N918-BLU51-CHRM	18" seat height. <b>Colors:</b> Navy seat/Chrome frame						



# QUICK SHIP MODELS

SOLD IN FULL CARTONS ONLY

Model No.	Description	Unit Price F.O.B. Warehouse	Units Per Carton	Unit Weight	Unit Cube	Fed Ex.	Freight Class
-----------	-------------	-----------------------------------	------------------------	----------------	--------------	------------	------------------

## METAPHOR® SERIES - Mobile Task Chairs

One-piece molded polypropylene shell, pneumatic cylinder. Chair swivels 360°. Pedestal base has a five-prong construction. Five 2" diameter, dual-wheel, hooded swivel casters.



<b>N9TASK18-BLK01-BLK01</b>	15"-19 <sup>1</sup> / <sub>8</sub> " seat height. <b>Colors:</b> Black seat/Char Black base	441.00	1	24.8	4.82		150
<b>N9TASK18-BLU51-BLK01</b>	15"-19 <sup>1</sup> / <sub>8</sub> " seat height. <b>Colors:</b> Navy seat/Char Black base						

## N2 SERIES - 4-Leg Stack Chairs

Tubular steel frame, one-piece molded polypropylene shell, nylon-base swivel glides.



<b>N212-BLK01-CHRM</b>	12" seat height. <b>Colors:</b> Black seat/Chrome frame	90.00	4	6.5	1.38		150
<b>N212-BLU51-CHRM</b>	12" seat height. <b>Colors:</b> Navy seat/Chrome frame						
<b>N214-BLK01-CHRM</b>	14 <sup>1</sup> / <sub>2</sub> " seat height. <b>Colors:</b> Black seat/Chrome frame	90.00	4	7.0	1.51	*	150
<b>N214-BLU51-CHRM</b>	14 <sup>1</sup> / <sub>2</sub> " seat height. <b>Colors:</b> Navy seat/Chrome frame						
<b>N216-BLK01-CHRM</b>	16 <sup>1</sup> / <sub>2</sub> " seat height. <b>Colors:</b> Black seat/Chrome frame	103.00	4	8.0	2.42		250
<b>N216-BLU51-CHRM</b>	16 <sup>1</sup> / <sub>2</sub> " seat height. <b>Colors:</b> Navy seat/Chrome frame						
<b>N218-BLK01-CHRM</b>	18" seat height. <b>Colors:</b> Black seat/Chrome frame	108.00	4	11.0	2.46		150
<b>N218-BLU51-CHRM</b>	18" seat height. <b>Colors:</b> Navy seat/Chrome frame						
<b>N218EL-BLK01-CHRM</b>	18" seat height, extra-large seat. <b>Colors:</b> Black seat/Chrome frame	133.00	4	12.2	2.46		150
<b>N218EL-BLU51-CHRM</b>	18" seat height, extra-large seat. <b>Colors:</b> Navy seat/Chrome frame						

## SAGE™ SERIES - 4-Leg Stack Chairs

Tubular steel frame, one-piece molded polypropylene shell, nylon-base swivel glides.



<b>SG413-BLK01-CHRM</b>	13" seat height. <b>Colors:</b> Black seat/Chrome frame	227.00	5	9.4	1.54		125
<b>SG413-BLU51-CHRM</b>	13" seat height. <b>Colors:</b> Navy seat/Chrome frame						
<b>SG415-BLK01-CHRM</b>	15" seat height. <b>Colors:</b> Black seat/Chrome frame	232.00	5	11.2	2.08		150
<b>SG415-BLU51-CHRM</b>	15" seat height. <b>Colors:</b> Navy seat/Chrome frame						
<b>SG418-BLK01-CHRM</b>	18" seat height. <b>Colors:</b> Black seat/Chrome frame	259.00	4	15.5	3.13		150
<b>SG418-BLU51-CHRM</b>	18" seat height. <b>Colors:</b> Navy seat/Chrome frame						

## SAGE™ SERIES - Mobile Task Chairs

One-piece molded polypropylene shell with a seat pad that consists of polyurethane foam covered with fabric, pneumatic cylinder. Chair swivels 360°. Pedestal base has a five-prong construction. Five 2" diameter, dual-wheel, hooded swivel casters.



<b>SGTASK18P-BLK01-BLK261-BLK01</b>	16"-20 <sup>1</sup> / <sub>2</sub> " seat height, upholstered padded seat. <b>Colors:</b> Black Seat/Onyx Pad/Char Black Base	514.00	1	26.8	4.82		100
<b>SGTASK18P-BLU51-BLU266-BLK01</b>	16"-20 <sup>1</sup> / <sub>2</sub> " seat height, upholstered padded seat. <b>Colors:</b> Navy Seat/Express Midnight Pad/Char Black Base						

## ZUMA® SERIES - Student Desks

Tubular steel frame, rectangular Fortified Recycled Wood™ (FRW™) hard plastic work surface which includes a pencil groove. Nylon-base swivel glide.

Plastic Book Box: A 17<sup>1</sup>/<sub>2</sub>"W x 16"D x 4<sup>1</sup>/<sub>4</sub>"H rectangular book box consisting of molded polypropylene.



<b>ZADJ2026BOXM-BLK01-BRN38-BLK01</b>	20"D x 26 <sup>1</sup> / <sub>8</sub> "W x 22"-34"H, plastic book box. <b>Colors:</b> Black book box/Fusion Maple top/Char Black frame	384.00	2	34.1	3.86		150
<b>ZADJ2026BOXM-BLU51-BRN38-GRY02</b>	20"D x 26 <sup>1</sup> / <sub>8</sub> "W x 22"-34"H, plastic book box. <b>Colors:</b> Navy book box/Fusion Maple top/Silver Mist frame						
<b>ZADJ2026BOXM-BLU65-BRN38-GRY02</b>	20"D x 26 <sup>1</sup> / <sub>8</sub> "W x 22"-34"H, plastic book box. <b>Colors:</b> Cobalt Blue book box/Fusion Maple top/Silver Mist frame						
<b>ZADJ2026M-BRN38-GRY02</b>	20"D x 26 <sup>1</sup> / <sub>8</sub> "W x 22"-34"H. <b>Colors:</b> Fusion Maple top/Silver Mist frame	354.00	2	31.7	3.86		85



Products on this page are Greenguard® certified.

Virco®

# QUICK SHIP MODELS

SOLD IN FULL CARTONS ONLY

Model No.	Description	Unit Price F.O.B. Warehouse	Units Per Carton	Unit Weight	Unit Cube	Fed Ex.	Freight Class
-----------	-------------	-----------------------------------	------------------------	----------------	--------------	------------	------------------

## ZUMA® SERIES - ZBOOM Desks (28" x 28" Top)

Tubular steel frame, boomerang-shaped Fortified Recycled Wood™ (FRW™) hard plastic work surface. Work surface enables 4-desk clusters for collaborative learning activities. Nylon-base swivel glides. Plastic Book Box: A 17½"W x 16"D x 4¼"H rectangular book box consisting of molded polypropylene.



ZBOOMBMM-BLK01-BRN38-BLK01	Plastic book box. Colors: Black book box/Fusion Maple top/Char Black frame	455.00	2	34.6	5.25	*	85
ZBOOMBMM-BLU51-BRN38-GRY02	Plastic book box. Colors: Navy book box/Fusion Maple top/Silver Mist frame						
ZBOOMBMM-BLU65-BRN38-GRY02	Plastic book box. Colors: Cobalt Blue book box/Fusion Maple top/Silver Mist frame						

## ZUMA® SERIES - Trapezoid Shaped Student Desks

Tubular steel frame. FRW™ hard plastic work surface which includes a pencil groove. Six desks can be clustered into a 6-foot hexagon (HEX model numbers) for collaborative learning activities. Nylon-base swivel glides. Plastic Book Box: A 17½"W x 16"D x 4¼"H rectangular book box consisting of molded polypropylene.



ZHEXBOXM-BLK01-BRN38-BLK01	Plastic book box, 22"-34"H. Colors: Black book box/Fusion Maple top/Char Black frame	351.00	2	35.1	4.31		150
ZHEXBOXM-BLU51-BRN38-GRY02	Plastic book box, 22"-34"H. Colors: Navy book box/Fusion Maple top/Silver Mist frame						
ZHEXBOXM-BLU65-BRN38-GRY02	Plastic book box, 22"-34"H. Colors: Cobalt Blue book box/Fusion Maple top/Silver Mist frame						

## ZUMA® SERIES - Lab Stools (Adjustable-Height)

One-piece molded polypropylene shell, pneumatic cylinder. Chair swivels 360°. Pedestal base has a five-prong construction. Adjustable 18" diameter Chrome footing. Five 2" diameter, dual-wheel, hooded swivel casters. Seat height adjusts from 19½" to 27"; the footing is adjustable from 8" to 14". The overall height is adjustable from 34½" to 42".



ZLAB-BLK01-BLK01	19½"-27" seat height. Colors: Black seat/Char Black base	494.00	1	28.6	4.82		150
ZLAB-BLU51-BLK01	19½"-27" seat height. Colors: Navy seat/Char Black base						
ZLAB-BLU65-BLK01	19½"-27" seat height. Colors: Cobalt Blue seat/Char Black base						

## ZUMA® SERIES - Rocking Chairs

Tubular steel frame, one-piece molded polypropylene shell. Four nylon glides, two of which cover the ends of the frame tubes. Recommended for use on carpeted surfaces only. Metal surfaces are chromed.



ZROCK18-BLK01-CHRM	17⅞" seat height. Colors: Black seat/Chrome frame	315.00	2	21.7	5.95		250
ZROCK18-BLU51-CHRM	17⅞" seat height. Colors: Navy seat/Chrome frame						
ZROCK18-BLU65-CHRM	17⅞" seat height. Colors: Cobalt Blue seat/Chrome frame						

## ZUMA® SERIES - Mobile Task Chairs

One-piece molded polypropylene shell, pneumatic cylinder. Chair swivels 360°. Pedestal base has a five-prong construction. Five 2" diameter, dual-wheel, hooded swivel casters.



ZTASK18-BLK01-BLK01	16"-20½" seat height. Colors: Black seat/Char Black base	419.00	1	24.6	4.82		150
ZTASK18-BLU51-BLK01	16"-20½" seat height. Colors: Navy seat/Char Black base						
ZTASK18-BLU65-BLK01	16"-20½" seat height. Colors: Cobalt Blue seat/Char Black base						

## ZUMA® SERIES - 4-Leg Stack Chairs

Tubular steel frame, one-piece molded polypropylene shell, nylon-base swivel glides.



ZU413-BLK01-CHRM	13" seat height. Colors: Black seat/Chrome frame	194.00	5	9.6	1.54		150
ZU413-BLU51-CHRM	13" seat height. Colors: Navy seat/Chrome frame						
ZU413-BLU65-CHRM	13" seat height. Colors: Cobalt Blue seat/Chrome frame						
ZU415-BLK01-CHRM	15" seat height. Colors: Black seat/Chrome frame	205.00	5	11.2	2.08		150
ZU415-BLU51-CHRM	15" seat height. Colors: Navy seat/Chrome frame						
ZU415-BLU65-CHRM	15" seat height. Colors: Cobalt Blue seat/Chrome frame						
ZU418-BLK01-CHRM	18" seat height. Colors: Black seat/Chrome frame	225.00	4	15.6	3.13		150
ZU418-BLU51-CHRM	18" seat height. Colors: Navy seat/Chrome frame						
ZU418-BLU65-CHRM	18" seat height. Colors: Cobalt Blue seat/Chrome frame						



# QUICK SHIP MODELS

SOLD IN FULL CARTONS ONLY

Model No.	Description	Unit Price F.O.B. Warehouse	Units Per Carton	Unit Weight	Unit Cube	Fed Ex.	Freight Class
-----------	-------------	-----------------------------------	------------------------	----------------	--------------	------------	------------------

## 751 SERIES - Student Desks (18" x 24" Top)

Tubular steel frame, enclosed steel book box with a lift-lid top. Adjustable top height range of 23" to 31". Book box dimensions are 23<sup>1</sup>/<sub>2</sub>"W x 17<sup>3</sup>/<sub>8</sub>"D x 5"H. Models are available with a particleboard-core high-pressure laminate work surface with beveled and lacquer-sealed edges. Four nylon-base swivel glides, one of which is adjustable. Models are available with a book box and upper legs with a powder coat finish and chrome lower legs.



751MBB-BLK01-OAK084CLR-BLK01	Laminate top. Colors: Black book box/Medium Oak top/Clear lacquer edge/Char Black frame	346.00	2	28.4	4.17	*	85
------------------------------	--	--------	---	------	------	---	----

## 765 SERIES - Student Desks

Tubular steel frame, large steel book compartment and a 15" x 31" polyethylene modesty panel. The double-level book compartment consists of steel and has the following dimensions: inside width: 11<sup>1</sup>/<sub>8</sub>"; overall depth: 15<sup>1</sup>/<sub>2</sub>"; overall inside height: 14"; inside height, top level: 4"; inside height, bottom level: 10". Adjustable top height range of 22" to 30". Models are available with a particleboard-core high-pressure laminate work surface with beveled and lacquer-sealed edges. Four nylon-base swivel glides, one of which is adjustable. The book box and upper legs are available with a powder coat finish. The lower legs are chromed.



765MBB-OAK084CLR-BLK01	Laminate top. Colors: Medium Oak top/Clear lacquer edge/Char Black frame	321.00	1	34.6	8.60	*	85
------------------------	---	--------	---	------	------	---	----

## 785 SERIES - Student Desks (18" x 24" Top)

Tubular steel frame, open-front book box. Adjustable top height range of 23" to 31". Book box dimensions are 21"W x 16"D x 4<sup>1</sup>/<sub>4</sub>"H. Models are available with an FRW™ hard plastic work surface, or a particleboard-core high-pressure laminate work surface with beveled and lacquer-sealed edges. Four nylon-base swivel glides, one of which is adjustable.



785-BLK01-OAK084CLR-BLK01	Laminate top, plastic book box. Colors: Black book box/Medium Oak top/Clear lacquer edge/Char Black frame	176.00	2	20.9	3.55		85
785-BLK01-GRY091BLK01-BLK01	Laminate top, plastic book box. Colors: Black book box/Grey Nebula top/Char Black lacquer edge/Char Black frame						
785-BLK01-MPL385CLR-BLK01	Laminate top, plastic book box. Colors: Black book box/Fusion Maple top/Clear lacquer edge/Char Black frame						
785M-BLK01-BRN96-BLK01	Hard plastic top, plastic book box. Colors: Black book box/Sandstone top/Char Black frame	226.00	2	24.7	3.55		85
785MBB-BLK01-OAK084CLR-BLK01	Laminate top, metal book box. Colors: Black book box/Medium Oak top/Clear lacquer edge/Char Black frame	186.00	2	26.4	3.55		85
785MBB-BLK01-GRY091BLK01-BLK01	Laminate top, metal book box. Colors: Black book box/Grey Nebula top/Char Black lacquer edge/Char Black frame						
785MBB-BLK01-MPL385CLR-BLK01	Laminate top, metal book box. Colors: Black book box/Fusion Maple top/Clear lacquer edge/Char Black frame						
785MBM-BLK01-BRN96-BLK01	Hard plastic top, metal book box. Colors: Black book box/Sandstone top/Char Black frame	236.00	2	30.2	3.55		85



## TEXT® SERIES - Student Desks

Tubular steel frame. Models are available with a 21<sup>3</sup>/<sub>8</sub>" x 28", 5/8" thick FRW™ hard plastic work surface. Metal surfaces are available with a powder coat finish. Nylon glides.



TD2128YADJM-BRN38-GRY02	5/8" hard plastic top. Colors: Fusion Maple top/Silver Mist frame	558.00	1	39.7	9.51	*	150
-------------------------	--	--------	---	------	------	---	-----

## 540 SERIES - Teacher Desks

Single-pedestal, 30" x 48" teacher desk features a locking box and file drawer, and an independent locking center drawer. Double-pedestal, 30" x 60" teacher desk features an independent locking center drawer, and two hanging box/file drawers with independent locks. Models are available with a 1<sup>1</sup>/<sub>8</sub>" thick particleboard-core high-pressure laminate work surface with 1<sup>1</sup>/<sub>8</sub>" profile T-mold edge banding. Four adjustable nylon glides. Metal surfaces are available with a powder coat finish, legs are available chromed.



543-OAK084BLK01-BLK01	Single-pedestal, 48"L x 30"D x 29 <sup>5</sup> / <sub>8</sub> "H. Colors: Medium Oak top/Char Black banding/Char Black frame	1520.00	1	175.5	23.84		85
546-OAK084BLK01-BLK01	Double-pedestal, 60"L x 30"D x 29 <sup>5</sup> / <sub>8</sub> "H. Colors: Medium Oak top/Char Black banding/Char Black frame	2114.00	1	232.0	30.52		85

## 4400 SERIES

Task seating, Black mesh mid-back, molded foam Black fabric seat, height and width adjustable arms, seat slider, tilt tension control, 4 paddle task mechanism, dual wheel casters. Seat: 19"D x 21"W x 18<sup>1</sup>/<sub>4</sub>"-22<sup>1</sup>/<sub>8</sub>"H.



4445A-MM4533M-BLACK	Task seating, Black mesh mid-back, molded foam Black fabric seat, height and width adjustable arms, seat slider, tilt tension control, 4 paddle task mechanism, dual wheel casters. Seat: 19"D x 21"W x 18 <sup>1</sup> / <sub>4</sub> "-22 <sup>1</sup> / <sub>8</sub> "H. Colors: Black/Char Black base	1234.00	1	56.0	5.27	*	100
---------------------	--	---------	---	------	------	---	-----



Products on this page are Greenguard® certified.

Virco®

















# QUICK SHIP MODELS

SOLD IN FULL CARTONS ONLY

Model No.	Description	Unit Price F.O.B. Warehouse	No. of Ctns. Per Unit	Unit Weight	Unit Cube	Fed Ex.	Freight Class
-----------	-------------	-----------------------------------	-----------------------------	----------------	--------------	------------	------------------

## 4000 SERIES - Activity Tables

Tubular steel legs. Models are available with a 1 1/8" thick particleboard-core high-pressure laminate work surface with 1 1/8" profile T-mold edge banding. Nylon-base swivel glides. Leg Options: Short adjustable legs enabling a top height of 17" to 25" in one-inch increments. Models with short adjustable legs include the letters LO. Standard upper legs are available with a powder coat finish, while standard lower legs are chromed; this metal finish combination also applies to optional short legs.

	<b>482448</b> -GRY091BLK01-BLK01 24" x 48", standard legs, 22"-30" height. Colors: Grey Nebula laminate/Char Black banding/Char Black frame	268.00	2	51.8	1.91		Call
	<b>482448</b> -OAK084BLK01-BLK01 24" x 48", standard legs, 22"-30" height. Colors: Medium Oak laminate/Char Black banding/Char Black frame						
	<b>482448LO</b> -GRY091BLK01-BLK01 24" x 48", short legs, 17"-25" height. Colors: Grey Nebula laminate/Char Black banding/Char Black frame	278.00	2	49.8	1.78		Call
	<b>482448LO</b> -OAK084BLK01-BLK01 24" x 48", short legs, 17"-25" height. Colors: Medium Oak laminate/Char Black banding/Char Black frame						
	<b>482460</b> -GRY091BLK01-BLK01 24" x 60", standard legs, 22"-30" height. Colors: Grey Nebula laminate/Char Black banding/Char Black frame	328.00	2	63.3	2.66		Call
	<b>482460</b> -OAK084BLK01-BLK01 24" x 60", standard legs, 22"-30" height. Colors: Medium Oak laminate/Char Black banding/Char Black frame						
	<b>482460LO</b> -GRY091BLK01-BLK01 24" x 60", short legs, 17"-25" height. Colors: Grey Nebula laminate/Char Black banding/Char Black frame	338.00	2	61.3	2.53		Call
	<b>482460LO</b> -OAK084BLK01-BLK01 24" x 60", short legs, 17"-25" height. Colors: Medium Oak laminate/Char Black banding/Char Black frame						
	<b>483060</b> -GRY091BLK01-BLK01 30" x 60", standard legs, 22"-30" height. Colors: Grey Nebula laminate/Char Black banding/Char Black frame	338.00	2	71.3	2.69		Call
	<b>483060</b> -OAK084BLK01-BLK01 30" x 60", standard legs, 22"-30" height. Colors: Medium Oak laminate/Char Black banding/Char Black frame						
	<b>483060LO</b> -GRY091BLK01-BLK01 30" x 60", short legs, 17"-25" height. Colors: Grey Nebula laminate/Char Black banding/Char Black frame	348.00	2	69.3	2.56		Call
	<b>483060LO</b> -OAK084BLK01-BLK01 30" x 60", short legs, 17"-25" height. Colors: Medium Oak laminate/Char Black banding/Char Black frame						
	<b>483072</b> -GRY091BLK01-BLK01 30" x 72", standard legs, 22"-30" height. Colors: Grey Nebula laminate/Char Black banding/Char Black frame	378.00	2	85.0	3.09		Call
	<b>483072</b> -OAK084BLK01-BLK01 30" x 72", standard legs, 22"-30" height. Colors: Medium Oak laminate/Char Black banding/Char Black frame						
	<b>483072LO</b> -GRY091BLK01-BLK01 30" x 72", short legs, 17"-25" height. Colors: Grey Nebula laminate/Char Black banding/Char Black frame	388.00	2	83.0	2.96		Call
	<b>483072LO</b> -OAK084BLK01-BLK01 30" x 72", short legs, 17"-25" height. Colors: Medium Oak laminate/Char Black banding/Char Black frame						
	<b>483672</b> -GRY091BLK01-BLK01 36" x 72", standard legs, 22"-30" height. Colors: Grey Nebula laminate/Char Black banding/Char Black frame	388.00	2	98.3	3.56		Call
	<b>483672</b> -OAK084BLK01-BLK01 36" x 72", standard legs, 22"-30" height. Colors: Medium Oak laminate/Char Black banding/Char Black frame						
	<b>483672LO</b> -GRY091BLK01-BLK01 36" x 72", short legs, 17"-25" height. Colors: Grey Nebula laminate/Char Black banding/Char Black frame	398.00	2	96.3	3.42		Call
	<b>483672LO</b> -OAK084BLK01-BLK01 36" x 72", short legs, 17"-25" height. Colors: Medium Oak laminate/Char Black banding/Char Black frame						
	<b>4848R</b> -GRY091BLK01-BLK01 48" round, standard legs, 22"-30" height. Colors: Grey Nebula laminate/Char Black banding/Char Black frame	408.00	2	70.8	3.03		Call
	<b>4848R</b> -OAK084BLK01-BLK01 48" round, standard legs, 22"-30" height. Colors: Medium Oak laminate/Char Black banding/Char Black frame						
	<b>4848RLO</b> -GRY091BLK01-BLK01 48" round, short legs, 17"-25" height. Colors: Grey Nebula laminate/Char Black banding/Char Black frame	418.00	2	68.8	2.90		Call
	<b>4848RLO</b> -OAK084BLK01-BLK01 48" round, short legs, 17"-25" height. Colors: Medium Oak laminate/Char Black banding/Char Black frame						
	<b>48KID72</b> -GRY091BLK01-BLK01 48" x 72" kidney, standard legs, 22"-30" height. Colors: Grey Nebula laminate/Char Black banding/Char Black frame	671.00	2	115.9	4.45		Call
	<b>48KID72</b> -OAK084BLK01-BLK01 48" x 72" kidney, standard legs, 22"-30" height. Colors: Medium Oak laminate/Char Black banding/Char Black frame						
	<b>48KID72LO</b> -GRY091BLK01-BLK01 48" x 72" kidney, short legs, 17"-25" height. Colors: Grey Nebula laminate/Char Black banding/Char Black frame	681.00	2	113.9	4.32		Call
	<b>48KID72LO</b> -OAK084BLK01-BLK01 48" x 72" kidney, short legs, 17"-25" height. Colors: Medium Oak laminate/Char Black banding/Char Black frame						
	<b>48TRAP60</b> -GRY091BLK01-BLK01 30" x 60" trapezoid, standard legs, 22"-30" height. Colors: Grey Nebula laminate/Char Black banding/Char Black frame	389.00	2	64.2	1.61		Call
	<b>48TRAP60</b> -OAK084BLK01-BLK01 30" x 60" trapezoid, standard legs, 22"-30" height. Colors: Medium Oak laminate/Char Black banding/Char Black frame						
	<b>48TRAP60LO</b> -GRY091BLK01-BLK01 30" x 60" trapezoid, short legs, 17"-25" height. Colors: Grey Nebula laminate/Char Black banding/Char Black frame	399.00	2	62.2	1.48		Call
	<b>48TRAP60LO</b> -OAK084BLK01-BLK01 30" x 60" trapezoid, short legs, 17"-25" height. Colors: Medium Oak laminate/Char Black banding/Char Black frame						



# QUICK SHIP MODELS

SOLD IN FULL CARTONS ONLY

Model No.	Description	Unit Price F.O.B. Warehouse	No. of Ctns. Per Unit	Unit Weight	Unit Cube	Fed Ex.	Freight Class
-----------	-------------	-----------------------------------	-----------------------------	----------------	--------------	------------	------------------

## 5000 SERIES - Activity Tables

Tubular steel thick profile legs. Models are available with an 1 1/8" thick particleboard-core high-pressure laminate work surface with 1 1/8" profile T-mold edge banding. Upper legs have a powder coat finish with chrome lower legs.



503060ADJ-MPL385BRN38-GRY02	30" x 60", 24"-32" adjustable height. Colors: Fusion Maple laminate/Fusion Maple banding/Silver Mist frame	463.00	2	85.4	4.95		70
503072ADJ-MPL385BRN38-GRY02	30" x 72", 24"-32" adjustable height. Colors: Fusion Maple laminate/Fusion Maple banding/Silver Mist frame	503.00	2	99.1	5.35		70
50NEST54ADJ-MPL385BRN38-GRY02	54" nest, 24"-32" adjustable height. Colors: Fusion Maple laminate/Fusion Maple banding/Silver Mist frame	451.00	2	71.2	4.89		70
50SL3054ADJ-MPL385BRN38-GRY02	30" x 54" slide, 24"-32" adjustable height. Colors: Fusion Maple laminate/Fusion Maple banding/Silver Mist frame	483.00	2	84.8	5.32		70

## 6000 SERIES FOLDING TABLES

Tubular steel legs. Models are available with a 3/4" thick particleboard-core top with a fused-on melamine surface and 3/4" profile T-mold edge banding. The folding mechanism includes a gravity-fed safety lock. Because the safety lock is permanently attached, a formed tab on the lock arm permits the hinge to fold in only one direction. Spring clips are formed from tempered steel to accept the cross brace of the leg unit. Each spring clip is housed in an injection-molded polyethylene shell to help protect hands from sharp edges. Each table has two spring clips.

Patented steel aprons consists of four machine formed steel segments with no exposed sharp edges. The outer edge is rolled to form a strong and smooth flange. Apron ends are inserted into patented corner supports formed of injection-molded polyethylene which completely enclose the ends of the steel aprons. A high-impact stacking bumper attaches to the outer edge of the corner support to facilitate stacking. Metal surfaces are available with a powder coat finish.



601860-GRY091BLK01-BLK01	18"W x 60"L x 29"H. Colors: Grey Nebula laminate/Char Black banding/Char Black frame	307.00	1	37.8	2.45		70
601872-GRY091BLK01-BLK01	18"W x 72"L x 29"H. Colors: Grey Nebula laminate/Char Black banding/Char Black frame	319.00	1	43.7	2.70		70
601896-GRY091BLK01-BLK01	18"W x 96"L x 29"H. Colors: Grey Nebula laminate/Char Black banding/Char Black frame	350.00	1	53.5	3.87		70
603060-GRY091BLK01-BLK01	30"W x 60"L x 29"H. Colors: Grey Nebula laminate/Char Black banding/Char Black frame	345.00	1	59.8	3.96		70
603072-GRY091BLK01-BLK01	30"W x 72"L x 29"H. Colors: Grey Nebula laminate/Char Black banding/Char Black frame	359.00	1	68.2	4.70		70
6060R-GRY091BLK01-BLK01	60" round x 29"H. Colors: Grey Nebula laminate/Char Black banding/Char Black frame	615.00	1	90.0	8.00		70

## 8700 SERIES - Computer Tables

Tubular steel pedestal legs. Models are available with a 1 1/8" thick particleboard-core high-pressure laminate work surface with 1 1/8" profile T-mold edge banding. Adjustable top height range of 22" to 30". Four adjustable nylon-base swivel glides. The upper legs are available with a powder coat finish. The lower legs are chromed.



872448-GRY091BLK01-BLK01	24"W x 48"L x 22"-30"H. Colors: Grey Nebula laminate/Char Black banding/Char Black frame	443.00	3	58.0	2.97		Call
872448-OAK084BLK01-BLK01	24"W x 48"L x 22"-30"H. Colors: Medium Oak laminate/Char Black banding/Char Black frame						
872460-GRY091BLK01-BLK01	24"W x 60"L x 22"-30"H. Colors: Grey Nebula laminate/Char Black banding/Char Black frame	498.00	3	71.0	3.64		Call
872460-OAK084BLK01-BLK01	24"W x 60"L x 22"-30"H. Colors: Medium Oak laminate/Char Black banding/Char Black frame						
873060-GRY091BLK01-BLK01	30"W x 60"L x 22"-30"H. Colors: Grey Nebula laminate/Char Black banding/Char Black frame	578.00	3	81.3	4.10		Call
873060-OAK084BLK01-BLK01	30"W x 60"L x 22"-30"H. Colors: Medium Oak laminate/Char Black banding/Char Black frame						
873072-GRY091BLK01-BLK01	30"W x 72"L x 22"-30"H. Colors: Grey Nebula laminate/Char Black banding/Char Black frame	701.00	3	95.0	4.50		Call
873072-OAK084BLK01-BLK01	30"W x 72"L x 22"-30"H. Colors: Medium Oak laminate/Char Black banding/Char Black frame						



Products on this page are Greenguard® certified.

# QUICK SHIP MODELS

SOLD IN FULL CARTONS ONLY

Model No.	Description	Unit Price F.O.B. Warehouse	No. of Ctns. Per Unit	Unit Weight	Unit Cube	Fed Ex.	Freight Class
-----------	-------------	-----------------------------------	-----------------------------	----------------	--------------	------------	------------------

## FLIP-TOP TECHNOLOGY TABLES

Tubular steel frame. Models feature a convenient 6" deep lockable flip-top compartment for enhanced wire and cable management. Depending on its dimensions, the top has one, two or three scalloped wire management cut outs for ease of passing wires and cables into the flip-top compartment. A master-keyed lock secures the flip-top compartment. Models are available with an 1 1/8" thick particleboard-core high-pressure laminate work surface with 1 1/8" profile T-mold edge banding. Adjustable top height range of 24" to 34". Four adjustable nylon glides. The upper legs are available with a powder coat finish. The lower legs are chromed.



FTT2460-GRY091BLK01-BLK01	24"W x 60"L x 18"D. <b>Colors:</b> Grey Nebula laminate/Char Black banding/Char Black frame	850.00	3	99.5	5.84		Call
FTT2460-OAK084BLK01-BLK01	24"W x 60"L x 18"D. <b>Colors:</b> Medium Oak laminate/Char Black banding/Char Black frame						
FTT3060-GRY091BLK01-BLK01	30"W x 60"L x 24"D. <b>Colors:</b> Grey Nebula laminate/Char Black banding/Char Black frame	934.00	3	114.4	6.51		Call
FTT3060-OAK084BLK01-BLK01	30"W x 60"L x 24"D. <b>Colors:</b> Medium Oak laminate/Char Black banding/Char Black frame						

## STEEL-FRAME SCIENCE TABLES

Steel-frame, apron and heavy-gauge tubular steel legs. Four adjustable nylon glides. Chemsurf Top: 1 1/8" thick and consists of a medium-density fiberboard core surfaced with an acid- and chemical-resistant Chemsurf high-pressure laminate. Edges have a urethane-based Sure Edge® finish. Metal surfaces are available with a powder coat finish.



S245430CSAE-BLK577BLK01-BLK01	54"W x 24"D x 30"H. <b>Colors:</b> Black Chem Surf/Black frame	1162.00	2	69.5	4.13		70
S246030CSAE-BLK577BLK01-BLK01	60"W x 24"D x 30"H. <b>Colors:</b> Black Chem Surf/Black frame	1165.00	2	75.8	4.61		70

## WOOD-FRAME SCIENCE TABLES

Wood-frame, apron and legs, 30" fixed-height. Epoxy Resin Top: 1" thick and consists of heavy-duty, heat- and chemical-resistant epoxy resin. The molded epoxy resin top is monolithic and non-porous. Wood components are finished with multiple coats of natural chemically resistant catalyzed varnish. Tables are equipped with four adjustable nylon glides; each table also includes four removable nylon boots.



SCI245430EP-BLK01-OAK083	54"L x 24"W x 30"H. <b>Colors:</b> Black Epoxy top and edge/Natural Oak frame	2246.00	1	135.5	5.49		70
SCI246030EP-BLK01-OAK083	60"L x 24"W x 30"H. <b>Colors:</b> Black Epoxy top and edge/Natural Oak frame	2400.00	1	148.7	6.07		70

## MTB SERIES MOBILE BENCH TABLES

Tubular steel frame, heavy-duty mobile folding bench tables have an automatic locking feature, as well as a safety clearance between table sections to help protect hands during opening. The tables also have a torsion bar for ease of operation, and are free-standing when closed. Tops and benches are available with a 3/4" thick particleboard-core high-pressure laminate work surface with 3/4" profile T-mold edge banding. In the folded position, tables rest on four 3 1/2" swivel casters. Middle legs have a 1" rubber crutch tip. The table automatically locks in the open and closed positions. The center hinge operates vertically in order to self clean and minimize trapping of food. The top support apron is available with a powder coat finish.



MTB172912-GRY091BLK01-CHRM	Seats 12-16, laminate top with T-mold edge banding. Grades 5 - Adult. <b>Colors:</b> Grey Nebula laminate/Char Black banding/Chrome frame	4183.00	1	367.0	88.31		200
MTB172912-OAK084BLK01-CHRM	Seats 12-16, laminate top with T-mold edge banding. Grades 5 - Adult. <b>Colors:</b> Medium Oak laminate/Char Black banding/Chrome frame						

## MTS SERIES MOBILE STOOL TABLES

Tubular steel frame, heavy-duty mobile folding stool tables have an automatic locking feature, as well as a safety clearance between table sections to help protect hands during opening. The tables also have a torsion bar for ease of operation, and are free-standing when closed. Tops are available with a 3/4" thick particleboard-core high-pressure laminate work surface with 3/4" profile T-mold edge banding. Each seat has its own direct-to-floor load-bearing column and provides its own support without the need of cross members running between seats. Each seat has its own place to enter and exit. Round stool tops are 13" in diameter, injection-molded from a high-impact ABS material. In the folded position, tables rest on four 3 1/2" swivel casters. Middle legs have a 1" rubber crutch tip. The table automatically locks in the open and closed positions. The center hinge operates vertically in order to self clean and minimize trapping of food. The top support apron is available with a powder coat finish.



MTS17291212-BLU51-GRY091BLK01-CHRM	12 stools, laminate top with T-mold edge banding. Grades 5 - Adult. <b>Colors:</b> Navy stool/Grey Nebula laminate/Char Black banding/Chrome frame	4183.00	4	301.0	89.80		Call
MTS17291212-BLU51-OAK084BLK01-CHRM	12 stools, laminate top with T-mold edge banding. Grades 5 - Adult. <b>Colors:</b> Navy stool/Medium Oak laminate/Char Black banding/Chrome frame						



# QUICK SHIP MODELS

SOLD IN FULL CARTONS ONLY

Model No.	Description	Unit Price F.O.B. Warehouse	Units Per Carton	Unit Weight	Unit Cube	Fed Ex.	Freight Class
-----------	-------------	-----------------------------------	------------------------	----------------	--------------	------------	------------------

## MTC SERIES CONVERTIBLE BENCH TABLES

Tubular steel frame. This mobile bench and table unit changes quickly and easily from a table and bench configuration to a bench with a full backrest. When used as a table and bench, the unit features a bench height of 15" and a top height of 27", or a bench height of 17" and a top height of 29". Benches and tops are available with a 3/4" thick particleboard-core high-pressure laminate work surface with 3/4" profile T-mold edge banding. The bench measures 96"L x 12"W; and the top measures 96"L x 15"W. Table and bench height adjustment are made by a telescoping foot tube assembly secured to the table frame. Two adjustment positions are provided: one achieves a 15" bench height and a 27" top height; the other achieves a 17" bench height and a 29" top height. The base frame is mounted on four 4" swivel casters, two with locks. The apron, frame and links are powder coated. The foot tube assembly are chrome-plated.



MTC8-GRY091BLK01-BLK01	Laminate top with T-mold edge banding. <b>Colors:</b> Grey Nebula laminate/Char Black banding/Char Black frame	2130.00	1	134.5	15.58		Call
------------------------	---	---------	---	-------	-------	--	------

## FOLDING CHAIRS

Tubular steel frame, front and rear leg braces and polyethylene leg caps. Contoured, one-piece seat pan consists of steel with a curled lower edge. Curved steel backrest panel is curled along the full width of its bottom edge. Metal surfaces are available with a powder coat finish.



162-BLK01	Front and rear leg braces. <b>Colors:</b> Char Black	79.00	4	9.9	0.88		Call
162-BRN16	Front and rear leg braces. <b>Colors:</b> Mocha						
162-GRY02	Front and rear leg braces. <b>Colors:</b> Silver Mist						
167-GLD91	One front and two rear leg braces. <b>Colors:</b> Golden Bronze	85.00	4	10.1	0.88		85
168-BRN136-BRN16	Vinyl upholstered seat and back. <b>Colors:</b> Select Brown vinyl/Mocha frame	116.00	4	9.6	0.94		85
168-GRY132-GRY02	Vinyl upholstered seat and back. <b>Colors:</b> Select Silver Mist vinyl/Silver Mist frame						
188-BLU204-GRY02	Fabric upholstered seat and back. <b>Colors:</b> Sedona Sailor fabric/Silver Mist frame	121.00	4	10.5	0.94		85

## 8900 SERIES CHAIRS

Tubular steel frame. Upholstered seat and back. Each chair has six high-impact clear PVC plastic stack bumpers.



8915-BLK259-BLK01	Rounded back, crown seat, 2" seat thickness, rocker glides. <b>Colors:</b> Express Black fabric/Char Black frame	167.00	4	17.4	3.06	*	150
8915-RED201-BLK01	Rounded back, crown seat, 2" seat thickness, rocker glides. <b>Colors:</b> Sedona Ruby fabric/Char Black frame						
8915-BLU204-BLK01	Rounded back, crown seat, 2" seat thickness, rocker glides. <b>Colors:</b> Sedona Sailor fabric/Char Black frame						
8926-BLU151-CHRM	Trapezoidal back, dome seat, 2" seat thickness. <b>Colors:</b> Ultratexhyde Carib vinyl/Chrome frame	162.00	4	16.2	3.06	*	150
8926-BLK149-BLK01	Trapezoidal back, dome seat, 2" seat thickness. <b>Colors:</b> Linen Black vinyl/Char Black frame						
8926-RED140-BLK01	Trapezoidal back, dome seat, 2" seat thickness. <b>Colors:</b> Linen Burgundy vinyl/Char Black frame						

## METAL BOOKCASES

All steel construction. Models are available in five height sizes. Shelves for all bookcases are constructed of steel and are adjustable in 1/2" increments. Shelves are 11" x 35 1/16" x 3/4". Four steel shelf clips are included for use with each adjustable shelf. Metal surfaces are available with a powder coat finish.



BCM3652-BLK01	36 1/8"W x 12 1/4"D x 52 1/4"H with four shelves (3 adj.). <b>Colors:</b> Char Black	750.00	1	71.2	16.33		125
---------------	--	--------	---	------	-------	--	-----

## 54 SERIES VERTICAL FILES

All steel vertical files with deluxe steel ball bearing slides for organizing letter and legal size documents. All models are equipped with an anti-tip feature to allow only one drawer at a time to extend, and integrated drawer pulls. Vertical files are equipped with full-extension steel ball-bearing slides on all drawers, which also have a pull and label holder. A core-removable lock secures all drawers with one lock assembly ("gang locking"). Metal surfaces are available with a powder coat finish. A counter-weight is included with each vertical file model to help prevent tipping when drawers are fully extended.



54VF154D-BLK01	15"W x 26 1/2"D x 52 1/4"H, 4 letter-sized drawers with lock. <b>Colors:</b> Char Black	1421.00	1	155.7	14.28		100
----------------	---	---------	---	-------	-------	--	-----



Products on this page are Greenguard® certified.

Virco®



# QUICK SHIP MODELS

SOLD IN FULL CARTONS ONLY

Model No.	Description	Unit Price F.O.B. Warehouse	No. of Ctns. Per Unit	Unit Weight	Unit Cube	Fed Ex.	Freight Class
-----------	-------------	-----------------------------------	-----------------------------	----------------	--------------	------------	------------------

## MOBILE STORAGE CABINETS

Cabinets have a steel frame. Outer and inner panels are available with a 3/4" thick particleboard core with thermofused melamine with 3/4" profile T-mold edge banding. A magnetic catch secures each door in a closed position. Each door has a steel disc tumbler lock that pivots up into a slit in the steel frame for secure locking strength. Steel shelves adjust in 1/2" increments with steel clips that lock into steel adjusting strips. Pull handles are 3/4" chromed tubular steel and are recessed in down position and pivot upward and lock in operating position. Cabinets are equipped with (2) 5" swivel casters with a tread lock brake and (2) 5" swivel casters without a brake. Casters have a 2" tread width. Metal surfaces are available with a powder coat finish.



2501-OAK084BLK01-BLK01	48"W x 28"D x 66"H, four adjustable steel shelves, two hinged doors. <b>Colors:</b> Medium Oak laminate/Char Black banding/Char Black frame	4266.00	3	361.6	58.31		Call
2513-OAK084BLK01-BLK01	48"W x 28"D x 66"H, two adjustable steel shelves, two 13 3/4"W x 19 3/4"D x 11 1/2"H file drawers, two one 12" coat rod, 44"W x 24 1/2"D x 3 1/2"H, paper drawers, one 8"W x 11"H vanity mirror, two hinged doors. <b>Colors:</b> Medium Oak laminate/Char Black banding/Char Black frame	5886.00	1	474.0	55.57		125



## CHAIR and TABLE TRUCKS

All steel frames. Chair trucks are available with a powder coat finish.



HCT8-BLK01	Chair truck/storage cart for models 162, 167, 168, 188 folding chairs, 42 chair capacity. 100"L x 21"W x 38 1/4"H (handle). <b>Colors:</b> Char Black	931.00	1	71.0	5.30		150
HCT6072-BLK01	Chair truck/storage cart for models 162, 167, 168, 188 folding chairs, rack style, 84 chair capacity. 68"L x 30 3/4"W x 80"H (loaded). 68"L x 30 3/4"W x 69 3/4"H (unloaded). <b>Colors:</b> Char Black	1570.00	1	96.5	14.42		150
HCT789-BLK01	Chair truck for selected Virco stack chairs, standard 2-wheel. 40 3/8"L x 20 7/8"W x 61"H. <b>Colors:</b> Char Black	586.00	1	29.4	7.70		150
HRTT1-BLK01	Table truck/storage cart for round and oval tables, stores 10 traditional or 7 Core-a-Gator® tables. 72"L x 30"W x 55"H. <b>Colors:</b> Char Black	2170.00	1	152.0	25.60		150
HTT6-BLK01	Table truck/storage cart. Capacity for models 601872, 602472, 603072, 623072 is 15 tables; Capacity for model 603672 is 13 tables; Capacity for models 611872, 612472, 613072, 613672 is 12 tables. 77 1/2"L x 31 1/4"W x 48 1/4"H. <b>Colors:</b> Char Black	1107.00	1	65.0	7.20		150
HTT8-BLK01	Table truck/storage cart. Capacity for models 601896, 602496, is 15 tables; Capacity for model 623096 is 14 tables; Capacity for models 603096, 611896, 613096, 613696 is 12 tables; Capacity for model 603696 is 11 tables. 101 1/8" x 31 1/4"W x 48 1/4"H. <b>Colors:</b> Char Black	1240.00	1	76.0	9.20		150



## OPTIONAL ACCESSORIES



TWMP60-BLK01	Wire management/modesty panel, for 60" rectangular tables. <b>Colors:</b> Char Black	321.00	1	12.4	1.39	*	100
UBOOK-BLK01	Plastic book box, 15 1/2"W x 4 1/2"H x 13 7/16"D. ♦12 Units per carton. <b>Colors:</b> Black	30.00	♦12	1.9	1.94		100



# 2017 CLASSROOM BASICS PRODUCT LISTINGS

Pages 14-33



In this section you will find a selection of models and colors that Virco can ship within 3 weeks. During our peak season, July and August, some product combinations may take longer to ship.

See below for program details.

- Expanded products and color combinations.
- CLASSROOM BASICS models are assembled upon receipt of an order from components we stock and are usually ready to ship in 2 - 3 weeks.
- Classroom Basics orders must consist exclusively of Quick Ship and/or Classroom Basics models and color combinations or the lead time will be extended.

# CLASSROOM BASICS COLORS

## SOFT PLASTIC for Seats

APPLE - GRN12  
BLACK - BLK01  
BLUEBERRY - BLU40  
CHOCOLATE - BRN14  
COBALT BLUE - BLU65  
FOREST GREEN - GRN75  
GRAPHITE - GRY41  
NAVY - BLU51  
PURPLE IRIS - PUR43  
RED - RED70  
SQUASH - YLW47  
WINE - RED50

## SOFT PLASTIC for Book Boxes

BLACK - BLK01  
COBALT BLUE - BLU65  
NAVY - BLU51

## HARD PLASTIC for Seats & Backs

BLACK - BLK01  
BLUEBERRY - BLU40  
FOREST GREEN - GRN75  
NAVY - BLU51  
RED - RED70  
SANDSTONE - BRN96  
WINE - RED50

## HARD PLASTIC for Chair Desks and Student Desks

FUSION MAPLE - BRN38  
GREY NEBULA - GRY91  
MEDIUM OAK - OAK84  
SANDSTONE - BRN96

## LAMINATES

FUSION MAPLE - MPL385  
GREY NEBULA - GRY091  
MEDIUM OAK - OAK084  
WALNUT - WAL078

## SOFT PLASTIC/FABRIC PADDED SEATS:

### 9000 and 2000 Series Padded Seats

BLACK - BLK01-BLK259  
FOREST GREEN - GRN75-GRN203  
GRAPHITE - GRY41-GRY259  
NAVY - BLU51-BLU204  
WINE - RED50-RED201

### Sage Series Padded Seats

BLACK - BLK01-BLK261  
NAVY - BLU51-BLU266  
WINE - RED50-RED267

## EDGE BANDING

CHAR BLACK - BLK01  
FUSION MAPLE - BRN38

## VINYL UPHOLSTERY

LINEN BLACK - BLK149\*  
LINEN BURGUNDY - RED140\*  
SELECT BLACK - BLK134  
SELECT BROWN - BRN136  
SELECT SILVER MIST - GRY132  
ULTRATEXHYDE CARIB - BLU151\*

*\*Only for models 188, 8917 and 8926.*

## FABRIC UPHOLSTERY

EXPRESS 2334 ONYX - BLK261  
EXPRESS 2334 MIDNIGHT - BLU266  
EXPRESS 6600 BLACK - BLK259  
SEDONA RUBY - RED201  
SEDONA SAILOR - BLU204

## FRAME FINISHES

CHAR BLACK - BLK01  
SILVER MIST - GRY02

## Classroom Chairs, Stools, Chair Desks, Mobile Bench and Stool Tables

CHROME - CHRM

## Folding Chairs

EL DORADO BRONZE - GLD93  
GOLDEN BRONZE - GLD91  
MOCHA - BRN16

# CLASSROOM BASICS

SOLD IN FULL CARTONS ONLY

Model No.	Description	Unit Price F.O.B. Warehouse	Units Per Carton	Unit Weight	Unit Cube	Fed Ex.	Freight Class
-----------	-------------	-----------------------------------	------------------------	----------------	--------------	------------	------------------

## 120 SERIES - Stools

Tubular steel frame, one-piece molded polypropylene seat, nylon-base swivel glides. Optional felt-base glides are available. Metal surfaces are available chromed or with a powder coat finish.



12018	17 <sup>7</sup> / <sub>8</sub> " seat height.	166.00	2	8.3	1.72	*	Call
12024	23 <sup>7</sup> / <sub>8</sub> " seat height.	176.00	2	9.5	2.21		150
1201927SG	19"-27" adjustable seat height.	186.00	2	10.5	1.72	*	150

Felt-Base Glides - Add "FG" to the model no. (e.g., 12018FG). Not available on model 1201927SG.

## 121 SERIES - Stools (Martest® 21 Hard Plastic)

Tubular steel frame, molded Martest® 21 or Fortified Recycled Wood™ (FRW™) hard plastic seat, nylon-base swivel glides. Optional felt-base glides are available. Metal surfaces are available chromed or with a powder coat finish.



12118	17 <sup>7</sup> / <sub>8</sub> " seat height.	230.00	2	10.7	1.72	*	Call
12124	23 <sup>7</sup> / <sub>8</sub> " seat height.	240.00	2	12.4	2.21		150
12130	29 <sup>3</sup> / <sub>4</sub> " seat height.	250.00	2	13.2	2.14		150
1211927SG	19"-27" adjustable seat height, steel-base swivel glides only.	250.00	2	12.9	1.72	*	150

Felt-Base Glides - Add "FG" to the model no. (e.g., 12118FG). Not available on model 1211927SG.

## 122 SERIES - Stools

Tubular steel frame, formed steel seat with a Masonite® inset, nylon-base swivel glides. Optional felt-base glides are available for models 12218, 12224 and 12230 only. Metal surfaces are available with a Silver Mist steel frame powder coat finish.



12218	17 <sup>7</sup> / <sub>8</sub> " seat height.	167.00	2	10.7	1.72		Call
12224	23 <sup>3</sup> / <sub>8</sub> " seat height.	177.00	2	11.6	2.21		Call
12230	29 <sup>3</sup> / <sub>8</sub> " seat height.	187.00	2	12.7	2.21		Call
1221927SG	19"-27" adjustable seat height, steel-base swivel glides only.	187.00	2	12.8	1.46	*	150
1222533SG	25"-33" adjustable seat height, steel-base swivel glides only.	197.00	2	13.7	2.21	*	150

Felt-Base Glides - Add "FG" to the model no. (e.g., 12218FG). Not available on models 1221927SG and 1222533SG.

## 125 SERIES - Stools

Tubular steel frame, 1" thick wooden seat, nylon-base swivel glides. Black frame with Chrome lower legs. Light Oak seat and backrest.



1251836	18"-29 <sup>1</sup> / <sub>2</sub> " seat height. Light Oak with Black frame, Chrome lower legs.	541.00	1	17.0	1.69		92.5
1251836B	18"-29 <sup>1</sup> / <sub>2</sub> " seat height, with backrest. Light Oak with Black frame, Chrome lower legs. *One unit, ships in two cartons.	739.00	1*	22.4	2.04		Call

## FOLDING CHAIRS

Tubular steel frame, front and rear leg braces and polyethylene leg caps. Contoured, one-piece seat pan consists of steel with a curled lower edge. Curved steel backrest panel is curled along the full width of its bottom edge. Metal surfaces are available with a powder coat finish. Seat height: 17".



162	Front and rear leg braces.	79.00	4	9.9	0.88	*	Call
167	One front and two rear leg braces.	85.00	4	10.1	0.88		85
168	Vinyl upholstered seat and back.	116.00	4	9.6	0.94		85
188	Fabric upholstered seat and back.	121.00	4	10.5	0.94		85



Products on this page are Greenguard® certified.

Virco®

# CLASSROOM BASICS

SOLD IN FULL CARTONS ONLY

Model No.	Description	Unit Price F.O.B. Warehouse	Units Per Carton	Unit Weight	Unit Cube	Fed Ex.	Freight Class
-----------	-------------	-----------------------------------	------------------------	----------------	--------------	------------	------------------

## 2000 SERIES - 4-Leg Stack Chairs

Tubular steel frame, one-piece molded polypropylene shell, nylon-base swivel glides. Optional felt-base glides are available. Metal surfaces are available chromed or with a powder coat finish.



2012	12" seat height.	90.00	4	6.5	1.38		150
2014	14" seat height.	90.00	4	7.0	1.51		150
2016	16" seat height.	103.00	4	8.0	2.42		150
2018	18" seat height.	108.00	4	10.9	2.46	*	150

Felt-Base Glides - Add "FG" to the model no. (e.g., 2018FG).

## 2000 SERIES - Sled-Based Stack Chairs

Tubular steel sled-based legs, one-piece, molded polypropylene shell. Metal surfaces are available chromed or with a powder coat finish. For use on carpeted surfaces only.



2618	18" seat height.	137.00	4	11.7	2.78	*	250
------	------------------	--------	---	------	------	---	-----

## 2000 SERIES - Mobile Task Chairs

Tubular steel legs, one-piece, molded polypropylene shell, four 2" dual-wheel swivel casters. Metal surfaces are available chromed or with a powder coat finish. For use on both carpeted and non-carpeted floors.



2050	18 1/2" seat height.	158.00	2	13.9	5.29	*	150
2050ELP	18 1/2" seat height, extra-large seat.	238.00	2	14.6	5.29	*	250

## 2000 SERIES - Chair Desks

Tubular steel frame, one-piece molded polypropylene shell. Models are available a particleboard-core high-pressure laminate work surface with beveled and lacquer-sealed edges. Available with or without a steel-rod bookrack. Nylon-base swivel glides. Optional felt-base glides are available. Metal surfaces are available chromed or with a powder coat finish.



2400BR	18" x 24" laminate top, bookrack.	349.00	2	33.5	9.60		300
2400NBR	18" x 24" laminate top, no bookrack.	319.00	2	31.2	9.60		300

Felt-Base Glides - Add "FG" to the model no. (e.g., 2400BRFG).

## 3000 SERIES - 4-Leg Stack Chairs

Tubular steel frame, molded Martest® 21 or Fortified Recycled Wood™ (FRW™) hard plastic seat and back, nylon-base swivel glides. Optional felt-base glides are available. Metal surfaces are available chromed or with a powder coat finish.



3012	12" seat height.	192.00	4	11.1	1.38		150
3014	14" seat height.	192.00	4	14.6	1.90		150
3016	16" seat height.	206.00	4	15.6	2.17		150
3018	18" seat height.	211.00	4	19.8	2.89		150

Felt-Base Glides - Add "FG" to the model no. (e.g., 3018FG).

## 3000 SERIES - Mobile Task Chairs (Adjustable-Height)

Martest® 21 or Fortified Recycled Wood™ (FRW™) hard plastic seat and back, pneumatic cylinder. Chair swivels 360°. Pedestal base has a five-prong construction. Five 2" diameter, dual-wheel, hooded swivel casters. Seat height adjusts from 18" to 22 3/8".



3860GC	18" to 22 3/8" seat height.	496.00	1	28.1	4.82		100
--------	-----------------------------	--------	---	------	------	--	-----

## 3000 SERIES - Chair Desks

Tubular steel frame, Martest® 21 or Fortified Recycled Wood™ (FRW™) hard plastic seat and back. Models are available with an FRW™ hard plastic work surface. Nylon-base swivel glides. Optional felt-base glides are available. Metal surfaces are available chromed or with a powder coat finish.



3400BRM	18" x 24" hard plastic top, bookrack	470.00	2	46.4	8.98		300
3400NBRM	18" x 24" hard plastic top, no bookrack	440.00	2	45.9	8.98		300
3400LABRM	18" x 21" x 30" hard plastic top, bookrack	485.00	2	49.2	8.98		300
3700BRM	14 1/2" x 20" x 28" hard plastic top, bookrack	462.00	2	38.9	8.98		300

Felt-Base Glides - Add "FG" to the model no. (e.g., 3400BRMFG).

## 3000 SERIES - Sled-Based Chair Desks

Tubular steel frame, Martest® 21 or Fortified Recycled Wood™ (FRW™) hard plastic seat and back. Double-entry configuration allows easy seat access from either side of the unit. Models are available with an FRW™ hard plastic work surface. Four snap-on nylon glides. Metal surfaces are available chromed.



3640BRM	18" x 24" hard plastic top, bookrack	711.00	1	55.0	17.17		300
---------	--------------------------------------	--------	---	------	-------	--	-----


# CLASSROOM BASICS

SOLD IN FULL CARTONS ONLY

Model No.	Description	Unit Price F.O.B. Warehouse	Units Per Carton	Unit Weight	Unit Cube	Fed Ex.	Freight Class
-----------	-------------	-----------------------------------	------------------------	----------------	--------------	------------	------------------

## 9000 SERIES - 4-Leg Stack Chairs

Tubular steel frame, one-piece molded polypropylene shell. Nylon-base swivel glides. Optional felt-base glides are available. Metal surfaces are available chromed or with a powder coat finish.




9010	10" seat height.	90.00	4	6.5	1.04	*	150
9012	12" seat height.	90.00	4	7.1	1.38	*	150
9014	14" seat height.	90.00	4	7.9	1.51		150
9016	16" seat height.	103.00	4	9.9	2.09		150
9018	18" seat height.	108.00	4	11.6	2.61		150

Felt-Base Glides - Add "FG" to the model no. (e.g., 9018FG).

## 9000 SERIES - Sled-Based Stack Chairs


Tubular steel sled-based legs, one-piece, molded polypropylene shell. Metal surfaces are available chromed or with a powder coat finish. For use on carpeted surfaces only.



9614	14" seat height.	118.00	4	7.5	1.51		Call
9616	16" seat height.	133.00	4	9.2	1.89		150
9618	18" seat height.	137.00	4	9.8	2.78	*	250

## 9000 SERIES - Mobile Task Chairs

Tubular steel legs, one-piece, molded polypropylene shell, four 2" dual-wheel swivel casters. Chairs with seat and back pads consist of polyurethane foam covered with fabric. Metal surfaces are available chromed or with a powder coat finish. For use on both carpeted and non-carpeted floors.



9050	18" seat height.	158.00	2	14.0	5.29	*	150
9050P	18" seat height, upholstered seat and back pads.	213.00	2	14.9	5.29		150

## 9000 SERIES - Mobile Task Chairs (Adjustable-Height)


One-piece molded polypropylene shell, a pneumatic cylinder. Models are available with seat and back pads consisting of polyurethane foam covered with fabric. Chair swivels 360°. Pedestal base has a five-prong construction. Five 2" diameter, dual-wheel, hooded swivel casters. Seat height adjusts from 18" to 22½". The overall height is adjustable from 30¼" to 34¾".



9260PGC	18" to 22½" seat height.	448.00	1	21.1	4.82		100
---------	--------------------------	--------	---	------	------	--	-----

## 9000 SERIES - Chair Desks

Tubular steel frame, one-piece molded polypropylene shell. Models are available a particleboard-core high-pressure laminate work surface with beveled and lacquer-sealed edges. Nylon-base swivel glides. Optional felt-base glides are available. Metal surfaces are available chromed or with a powder coat finish.



9400BR	18" x 24" laminate top, bookrack.	349.00	2	34.5	8.98		300
9400NBR	18" x 24" laminate top, no bookrack.	319.00	2	32.6	8.98		300
9400LABR	15" x 24" x 30" laminate top, bookrack.	364.00	2	36.8	8.98		300
9700BR	20" x 25½" x 12" laminate top, bookrack.	332.00	2	27.5	8.98		300

Felt-Base Glides - Add "FG" to the model no. (e.g., 9700BRFG).

## 9000 SERIES - Sled-Based Chair Desks


Tubular steel frame, one-piece molded polypropylene shell. A convenient double-entry configuration allows easy seat access from either side of the unit. Models are available a particleboard-core high-pressure laminate work surface with beveled and lacquer-sealed edges. Four snap-on nylon glides. Metal surfaces are available chromed.



9640BR	18" x 24" laminate top, bookrack	448.00	1	42.7	17.17		300
--------	----------------------------------	--------	---	------	-------	--	-----

## ANALOGY™ SERIES - 4-Leg Stack Chairs

Tubular steel frame and ergonomically contoured polypropylene shell. Nylon-base swivel glides. Optional felt-base glides are available. Metal surfaces are available chromed or with a powder coat finish.



AN14	14" seat height.	130.00	5	8.4	1.54		150
AN16	16" seat height.	150.00	5	11.2	2.08		150
AN18	18" seat height.	170.00	4	12.2	2.84		150
AN18EL	18½" seat height, extra-large seat.	195.00	4	13.7	3.13		150

Felt-Base Glides - Add "FG" to the model no. (e.g., AN18FG).



# CLASSROOM BASICS

SOLD IN FULL CARTONS ONLY

Model No.	Description	Unit Price F.O.B. Warehouse	Units Per Carton	Unit Weight	Unit Cube	Fed Ex.	Freight Class
-----------	-------------	-----------------------------------	------------------------	----------------	--------------	------------	------------------

## ANALOGY™ SERIES - Mobile Task Chairs

Ergonomically contoured polypropylene shell, a pneumatic cylinder. Chair swivels 360°. Pedestal base has a five-prong construction. Five 2" diameter, dual-wheel, hooded swivel casters.



<b>ANTASK18</b>	15 <sup>11</sup> / <sub>16</sub> " to 20 <sup>11</sup> / <sub>32</sub> " seat height.	441.00	1	24.6	4.82		100
-----------------	---	--------	---	------	------	--	-----

## N2 SERIES - 4-Leg Stack Chairs

Tubular steel frame, one-piece molded polypropylene shell. Nylon-base swivel glides. Optional felt-base glides are available. Metal surfaces are available chromed or with a powder coat finish.



<b>N212</b>	12" seat height.	90.00	4	6.5	1.38		150
<b>N214</b>	14 <sup>1</sup> / <sub>2</sub> " seat height.	90.00	4	7.0	1.51	*	150
<b>N216</b>	16 <sup>1</sup> / <sub>2</sub> " seat height.	103.00	4	8.0	2.42		250
<b>N218</b>	18" seat height.	108.00	4	11.0	2.46		150
<b>N218EL</b>	18" seat height, extra-large seat.	133.00	4	12.2	2.46		150



Felt-Base Glides - Add "FG" to the model no. (e.g., N218FG).

## METAPHOR® SERIES - 4-Leg Stack Chairs

Tubular steel frame, one-piece molded polypropylene shell. Nylon-base swivel glides. Optional felt-base glides are available. Metal surfaces are available chromed or with a powder coat finish.



<b>N912</b>	12 <sup>1</sup> / <sub>2</sub> " seat height.	130.00	5	9.7	1.06		100
<b>N914</b>	14 <sup>1</sup> / <sub>2</sub> " seat height.	130.00	5	10.3	1.30		100
<b>N916</b>	16 <sup>1</sup> / <sub>2</sub> " seat height.	150.00	4	13.0	2.11		125
<b>N918</b>	18" seat height.	170.00	4	14.7	2.69		150



Felt-Base Glides - Add "FG" to the model no. (e.g., N918FG).

## METAPHOR® SERIES - Mobile Task Chairs

One-piece molded polypropylene shell, a pneumatic cylinder. Chair swivels 360°. Pedestal base has a five-prong construction. Five 2" diameter, dual-wheel, hooded swivel casters.



<b>N9TASK18</b>	15"-19 <sup>5</sup> / <sub>8</sub> " seat height.	441.00	1	24.8	4.82		150
-----------------	---	--------	---	------	------	--	-----

## METAPHOR® SERIES - Lab Stools

One-piece molded polypropylene shell, pneumatic cylinder. Chair swivels 360°. Pedestal base has a five-prong construction. Adjustable 18" diameter Chrome footring. Five 2" diameter, dual-wheel, hooded swivel casters. Seat height adjusts from 20<sup>3</sup>/<sub>4</sub>" to 28<sup>1</sup>/<sub>2</sub>"; the footring is adjustable from 8" to 14". The overall height is adjustable from 32" to 39<sup>1</sup>/<sub>2</sub>".



<b>N9LAB</b>	20 <sup>3</sup> / <sub>4</sub> " to 28 <sup>1</sup> / <sub>2</sub> " seat height.	546.00	1	29.8	4.82		125
--------------	---	--------	---	------	------	--	-----

## METAPHOR® SERIES - Chair Desks

Tubular steel frame, one-piece molded polypropylene shell. Models are available with a particleboard-core high-pressure laminate work surface with beveled and lacquer-sealed edges. Nylon-base swivel glides. Optional felt-base glides are available. Metal surfaces are available chromed or with a powder coat finish. Seat height 18".

Overall dimensions: 36<sup>3</sup>/<sub>4</sub>"D x 25<sup>3</sup>/<sub>4</sub>"W x 31"H. Body Clearance: 16".



<b>N9CONBR</b>	19 <sup>3</sup> / <sub>4</sub> " x 25 <sup>3</sup> / <sub>4</sub> " laminate top, no bookrack.	515.00	2	34.5	10.22		300
----------------	--	--------	---	------	-------	--	-----

Felt-Base Glides - Add "FG" to the model no. (e.g., N9CONBRFG).

# CLASSROOM BASICS

SOLD IN FULL CARTONS ONLY

Model No.	Description	Unit Price F.O.B. Warehouse	Units Per Carton	Unit Weight	Unit Cube	Fed Ex.	Freight Class
-----------	-------------	-----------------------------------	------------------------	----------------	--------------	------------	------------------

## SAGE™ SERIES - 4-Leg Stack Chairs

Tubular steel frame, one-piece molded polypropylene shell. Nylon-base swivel glides. Optional felt-base glides are available. Metal surfaces are available chromed or with a powder coat finish.



SG413	13" seat height.	227.00	5	9.4	1.54		125
SG415	15" seat height.	232.00	5	11.2	2.08		150
SG418	18" seat height.	259.00	4	15.5	3.13		150
SG419	19" seat height.	285.00	4	16.0	3.56		150

Felt-Base Glides - Add "FG" to the model no. (e.g., SG418FG).

## SAGE™ SERIES - 4-Leg Stack Chairs with Civitas Frame

Tubular steel frame, one-piece molded polypropylene shell. Nylon-base swivel glides. Optional felt-base glides are available. Metal surfaces are available chromed or with a powder coat finish.



CS18	18" seat height.	190.00	4	14.3	3.13	*	150
------	------------------	--------	---	------	------	---	-----

Felt-Base Glides - Add "FG" to the model no. (e.g., CS18FG).

## SAGE™ SERIES - Cantilever Chairs

Tubular steel frame, one-piece molded polypropylene shell. Four nylon, swiveling, self-leveling nylon-base glides, two of which cover the ends of the frame tubes. Optional swiveling, self-leveling felt-base glides are available. Metal surfaces are available chromed or with a powder coat finish. Standard with Graphite color glides only.



SGCANT18	18 1/8" seat height.	270.00	2	18.9	5.99		250
----------	----------------------	--------	---	------	------	--	-----

## SAGE™ SERIES - Mobile Task Chairs

One-piece molded polypropylene shell, a pneumatic cylinder. Chair swivels 360°. Pedestal base has a five-prong construction. Five 2" diameter, dual-wheel, hooded swivel casters.



SGTASK18	16"-20 1/2" seat height.	454.00	1	25.3	4.82		100
SGTASK18P	16"-20 1/2" seat height, upholstered padded seat.	514.00	1	26.8	4.82		100

## SAGE™ SERIES - Lab Stools

One-piece molded polypropylene shell, pneumatic cylinder. Also available with a seat pad that consists of polyurethane foam covered with fabric. Chair swivels 360°. Pedestal base has a five-prong construction. Adjustable 18" diameter Chrome footring. Five 2" diameter, dual-wheel, hooded swivel casters. Seat height adjusts from 19 1/2" to 27"; the footring is adjustable from 8" to 14". The overall height is adjustable from 34 1/2" to 42".



SGLAB	19 1/2" to 27" seat height.	567.00	1	29.3	4.82		100
SGLABP	19 1/2" to 27" seat height, upholstered padded seat.	627.00	1	30.8	4.82		100

## ZUMA® SERIES - 4-Leg Stack Chairs

Tubular steel frame, one-piece molded polypropylene shell. Nylon-base swivel glides. Optional felt-base glides are available. Metal surfaces are available chromed or with a powder coat finish.



ZU413	13" seat height.	194.00	5	9.6	1.54		150
ZU415	15" seat height.	205.00	5	11.2	2.08		150
ZU418	18" seat height.	225.00	4	15.6	3.13		150

Felt-Base Glides - Add "FG" to the model no. (e.g., ZU418FG).

## ZUMA® SERIES - 4-Leg Stack Chairs with Civitas Frame

Tubular steel frame, one-piece molded polypropylene shell. Nylon-base swivel glides. Optional felt-base glides are available. NOTE: For standard and optional glides, glide sleeves are available only in Virco's Graphite color. Optional configurations include locking swivel casters.



CZ18	18" seat height	136.00	4	14.2	3.13	*	150
CZ18C	18" seat height, casters.	186.00	2	16.5	5.99	*	150

Felt-Base Glides - Add "FG" to the model no. (e.g., CZ18FG).



Products on this page are Greenguard® certified.

Virco®



# CLASSROOM BASICS

SOLD IN FULL CARTONS ONLY

Model No.	Description	Unit Price F.O.B. Warehouse	Units Per Carton	Unit Weight	Unit Cube	Fed Ex.	Freight Class
-----------	-------------	-----------------------------------	------------------------	----------------	--------------	------------	------------------

## ZUMA® SERIES - Rocking Chairs

Tubular steel frame, one-piece molded polypropylene shell with color-coordinated glides. Four nylon glides, two of which cover the ends of the frame tubes. Recommended for use on carpeted surfaces only; however, an optional factory-installed felt strip on the bottom of each leg is available for flooring applications where a felt contact surface is appropriate. Metal surfaces are available chromed.



ZROCK13	13" seat height.	287.00	2	12.1	3.23		150
ZROCK15	15" seat height.	292.00	2	14.8	4.16		150
ZROCK18	17 <sup>3</sup> / <sub>8</sub> " seat height.	315.00	2	21.7	5.95		250

Felt Strip on Each Leg - Add "FG" to the model no. (e.g., ZROCK18FG).

## ZUMA® SERIES - Cantilever Chairs

Tubular steel frame, one-piece molded polypropylene shell. Four nylon, swiveling, self-leveling nylon-base glides, two of which cover the ends of the frame tubes. Optional swiveling, self-leveling felt-base glides are available. Metal surfaces are available chromed or with a powder coat finish. Standard with Graphite color glides only.



ZCANT15	15 <sup>3</sup> / <sub>16</sub> " seat height.	215.00	2	14.9	4.16		250
ZCANT18	18 <sup>1</sup> / <sub>8</sub> " seat height.	235.00	2	18.3	5.99		250

Felt-Base Glides - Add "FG" to the model no. (e.g., ZCANT18FG).

## ZUMA® SERIES - Stacking Cantilever Chairs

Tubular steel frame, one-piece molded polypropylene shell. Recommend chairs stack 4 high. Under-seat bumpers protect contact surfaces and allow chair to easily rest on table/desk surface. Four nylon, swiveling, self-leveling nylon-base glides, two of which cover the ends of the frame tubes. Metal surfaces are available chromed. Standard with Graphite color glides only.



ZSTCANT15	15" seat height.	240.00	4	13.1	2.61		250
ZSTCANT18	18" seat height.	260.00	4	17.3	4.07		250

## ZUMA® SERIES - Mobile Task Chairs

One-piece molded polypropylene shell, a pneumatic cylinder. Chair swivels 360°. Pedestal base has a five-prong construction. Five 2" diameter, dual-wheel, hooded swivel casters.



ZTASK18	16"-20 <sup>1</sup> / <sub>2</sub> " seat height.	419.00	1	24.6	4.82		150
---------	---	--------	---	------	------	--	-----

## ZUMA® SERIES - Lab Stools (Adjustable-Height)

One-piece molded polypropylene shell, a pneumatic cylinder. Chair swivels 360°. Pedestal base has a five-prong construction. Adjustable 18" diameter Chrome footring. Five 2" diameter, dual-wheel, hooded swivel casters. Seat height adjusts from 19<sup>1</sup>/<sub>2</sub>" to 27"; the footring is adjustable from 8" to 14". The overall height is adjustable from 34<sup>1</sup>/<sub>2</sub>" to 42".



ZLAB	19 <sup>1</sup> / <sub>2</sub> "-27" seat height.	494.00	1	28.6	4.82		150
------	---	--------	---	------	------	--	-----

## ZUMA® SERIES - Chair Desks (19<sup>3</sup>/<sub>8</sub>" x 25<sup>3</sup>/<sub>8</sub>" Bowfront Top)

Tubular steel frame, one-piece molded polypropylene shell. Models are available with an FRW™ hard plastic work surface. Nylon-base swivel glides. Optional felt-base glides are available. Metal surfaces are available chromed or with a powder coat finish. Overall dimensions: 37<sup>3</sup>/<sub>4</sub>"D x 25<sup>3</sup>/<sub>8</sub>"W x 32<sup>3</sup>/<sub>8</sub>"H. Body Clearance: 16<sup>1</sup>/<sub>2</sub>".



ZCONBRM	No bookrack.	637.00	2	34.6	10.28		300
---------	--------------	--------	---	------	-------	--	-----

Felt-Base Glides - Add "FG" to the model no. (e.g., ZCONBRMFG).

# CLASSROOM BASICS

SOLD IN FULL CARTONS ONLY

Model No.	Description	Unit Price F.O.B. Warehouse	Units Per Carton	Unit Weight	Unit Cube	Fed Ex.	Freight Class
-----------	-------------	-----------------------------------	------------------------	----------------	--------------	------------	------------------

## ZUMA® SERIES - Student Desks

Tubular steel frame, rectangular Fortified Recycled Wood™ (FRW™) hard plastic work surface which includes a pencil groove. Available with a 30" and 22"-34"H adjustable table height. Legs are available chromed or with a powder coat finish. Nylon-base swivel glide. Optional felt-base glides are available.

Optional configurations include the following:

Chrome Backpack Hanger: Steel rod with a mounting plate, attached to the underside of the work surface.

Casters: Two rear legs with casters. (Only available on model ZADJ2026M).

Plastic Book Box: A 17½"W x 16"D x 4¼"H rectangular book box consisting of molded polypropylene.



Z202630BHM	20"D x 26½"W x 30"H, backpack hanger.	404.00	2	31.8	6.47		85
ZADJ2026BHM	20"D x 26½"W x 22"-34"H, backpack hanger.	374.00	2	32.2	3.86		85
ZADJ2026BOXM	20"D x 26½"W x 22"-34"H, plastic book box.	384.00	2	34.1	3.86		150
ZADJ2026BOXMC2	20"D x 26½"W x 22"-34"H, plastic book box, two rear casters.	409.00	2	34.3	3.86		85
ZADJ2026M	20"D x 26½"W x 22"-34"H.	354.00	2	31.7	3.86		85
ZADJ2026MC2	20"D x 26½"W x 22"-34"H, two rear casters.	379.00	2	31.9	3.86		85

Felt-Base Glides - Add "FG" to the model no. (e.g., Z202630BHMFG).

## ZUMA® SERIES - ZBOOM Desks (28" x 28" Top)

Tubular steel frame, boomerang-shaped work surface. Models are available with a FRW™ hard plastic work surface. Work surface enables 4-desk clusters for collaborative learning activities. Models come standard with a 22" to 34" top-height adjustment range. Metal surfaces are available chromed or with a powder coat finish. Nylon-base swivel glides. Optional felt-base glides are available.

Optional configurations include the following:

Chrome Backpack Hanger: Steel rod with a mounting plate, attached to the underside of the work surface.

Caster: A single caster is available only for the desk's middle leg; this single caster is not available for use with desks having stand-up height legs. Use of the caster increases the height range from 22"-34" to 23"-34".

Plastic Book Box: A 17½"W x 16"D x 4¼"H rectangular book box consisting of molded polypropylene.

Stand-Up Height: An optional stand-up height top range of 29"-41".

Wire Book Basket: An all-steel, open-view, book basket measuring 4"H x 18"W x 15"D.



ZBOOMBBM	28"D x 28"W x 22"-34"H, plastic book box.	455.00	2	34.6	5.25	*	85
ZBOOMBHM	28"D x 28"W x 22"-34"H, backpack hanger.	435.00	2	32.7	5.25	*	85
ZBOOMBRM	28"D x 28"W x 22"-34"H, wire book basket.	445.00	2	34.5	5.25	*	85
ZBOOMM	28"D x 28"W x 22"-34"H.	415.00	2	32.2	5.25	*	85
ZBOOMCM	28"D x 28"W x 23"-34"H, one caster.	465.00	2	32.3	5.25	*	85
ZBOOMSUM	28"D x 28"W x 29"-41"H, stand-up.	455.00	2	33.9	6.91	*	85

Felt-Base Glides - Add "FG" to the model no. (e.g., ZBOOMMFG).

## ZUMA® SERIES - Student Desks (22¾"D x 31⅝"W Top)

Tubular steel frame. Models are available with a 29" fixed-height. Models come with an FRW™ hard plastic work surface which includes a pencil groove. Metal surfaces are available chromed or with a powder coat finish. Nylon-base swivel glides.



ZDESK29M	22¾"D x 31⅝"W x 29"H.	475.00	2	35.0	8.04		150
----------	-----------------------	--------	---	------	------	--	-----

## ZUMA® SERIES - Student Desks (21⅜"D x 28"W Top)

Tubular steel frame. Models are available with an FRW™ hard plastic work surface which includes a pencil groove. Metal surfaces are available chromed or with a powder coat finish. Nylon-base swivel glides.



ZDESK29QM	21⅜"D x 28"W x 29"H.	475.00	2	31.6	8.05		150
-----------	----------------------	--------	---	------	------	--	-----



Products on this page are Greenguard® certified.

Virco®

# CLASSROOM BASICS

SOLD IN FULL CARTONS ONLY

Model No.	Description	Unit Price F.O.B. Warehouse	Units Per Carton	Unit Weight	Unit Cube	Fed Ex.	Freight Class
-----------	-------------	-----------------------------------	------------------------	----------------	--------------	------------	------------------

## ZUMA® SERIES - Trapezoid Shaped Student Desks

Tubular steel frame. Models are available with an FRW™ hard plastic work surface which includes a pencil groove. Available with a 30" fixed height, 22"-34" and 29"-41" adjustable table height. Six desks can be clustered into a 6-foot hexagon for collaborative learning activities. Metal surfaces are available chromed or with a powder coat finish. Nylon-base swivel glides. Optional felt-base glides are available.

Optional configurations include the following:

Plastic Book Box: A 17½"W x 16"D x 4¼"H rectangular book box consisting of molded polypropylene.

Casters: Two rear legs with casters.

Wire Book Basket: An all-steel, open-view, book basket measuring 4"H x 18"W x 15"D.



ZHXB	21½"D x 33"W x 22"-34"H, plastic book box.	351.00	2	35.1	4.31		150
ZHXBMC2	21½"D x 33"W x 22"-34"H, plastic book box, two rear casters.	416.00	2	35.2	4.31		85
ZHXB	21½"D x 33"W x 22"-34"H, wire book basket.	341.00	2	34.9	4.31		85
ZHEX	21½"D x 33"W x 22"-34"H.	311.00	2	32.6	4.31		150
ZHEXMC2	21½"D x 33"W x 22"-34"H, two rear leg casters.	336.00	2	32.8	4.31		85

Felt-Base Glides - Add "FG" to the model no. (e.g., ZHXBFG).

## 72 SERIES - Student Desks (18" x 24" Top)

Tubular steel frame, nylon-base swivel glides. Models are available with an FRW™ hard plastic work surface. Models are available with a 25"-30" adjustable-height; or a 30" fixed-height. Metal surfaces are chromed. Optional felt-base glides are available.



72BRLB	18"D x 24"W x 25"-30"H, bookrack.	359.00	2	32.8	4.86		150
72LBM	18"D x 24"W x 25"-30"H, no bookrack.	329.00	2	25.6	4.86		150
72BRLB30M	18"D x 24"W x 30"H, bookrack.	399.00	2	33.1	5.44		150
72LBN30M	18"D x 24"W x 30"H, no bookrack.	419.00	2	28.1	5.44		150

Felt-Base Glides - Add "FG" to the model no. (e.g., 72BRLBFG).

## 751 SERIES - Student Desks (18" x 24" Top)

Tubular steel frame, enclosed steel book box with a lift-lid top. Adjustable top height range of 23" to 31". Book box dimensions are 23½"W x 17½"D x 5"H. Models are available with a particleboard-core high-pressure laminate work surface with beveled and lacquer-sealed edges, or an FRW™ hard plastic work surface. Four nylon-base swivel glides, one of which is adjustable. Optional felt-base glides are available. Models are available with a book box and upper legs with a powder coat finish and chrome lower legs.



751MBB	18"D x 24"W x 23"-31"H, laminate top.	346.00	2	28.4	4.17	*	85
751MBBM	18"D x 24"W x 23"-31"H, hard plastic top.	396.00	2	32.2	4.17	*	85

Felt-Base Glides - Add "FG" to the model no. (e.g., 751MBBFG).

## 765 SERIES - Student Desks

Tubular steel frame, large steel book compartment and a 15" x 31" polyethylene modesty panel. The double-level book compartment consists of steel and has the following dimensions: inside width: 11½"; overall depth: 15½"; overall inside height: 14"; inside height, top level: 4"; inside height, bottom level: 10". Adjustable top height range of 22" to 30". Models are available with a particleboard-core high-pressure laminate work surface with beveled and lacquer-sealed edges. Four nylon-base swivel glides, one of which is adjustable. Optional felt-base glides are available. The book box and upper legs are available with a powder coat finish. The lower legs are chromed.



765MBB	34"W x 20"D x 22"-30"H, laminate top, metal book box.	321.00	1	34.6	8.60	*	85
--------	---	--------	---	------	------	---	----

Felt-Base Glides - Add "FG" to the model no. (e.g., 765MBBFG).

## 785 SERIES - Student Desks (18"D x 24"W Top) - Open-Front Book Box

Tubular steel frame, open-front book box. Models are available with a tubular steel leg brace. Adjustable top height range of 23" to 31". Models are available with a particleboard-core high-pressure laminate work surface with beveled and lacquer-sealed edges, or an FRW™ hard plastic work surface. Four nylon-base swivel glides, one of which is adjustable. Optional felt-base glides are available. Models are available with a book box and upper legs with a powder coat finish and chrome lower legs.



785	18"D x 24"W x 23"-31"H, laminate top, plastic book box (21"W x 16"D x 4¼"H).	176.00	2	20.9	3.55		85
785M	18"D x 24"W x 23"-31"H, hard plastic top, plastic book box (21"W x 16"D x 4¼"H).	226.00	2	24.7	3.55		85
785MBB	18"D x 24"W x 23"-31"H, laminate top, metal book box (21½"W x 15"D x 4¼"H).	186.00	2	26.4	3.55		85
785MBBM	18"D x 24"W x 23"-31"H, hard plastic top, metal book box (21½"W x 15"D x 4¼"H).	236.00	2	30.2	3.55		85

Felt-Base Glides - Add "FG" to the model no. (e.g., 785MBBFG).



Products on this page are Greenguard® certified.

# CLASSROOM BASICS

SOLD IN FULL CARTONS ONLY

Model No.	Description	Unit Price F.O.B. Warehouse	Units Per Carton	Unit Weight	Unit Cube	Fed Ex.	Freight Class
-----------	-------------	-----------------------------------	------------------------	----------------	--------------	------------	------------------

## 785 SERIES - Student Desks (32½"W x 19⅞"D Top) Collaborative Top

Tubular steel frame, open-front plastic book box. Tops are hexagon-shaped to support collaborative grouping of desks. Adjustable top height range of 23" to 31". Models are available with a particleboard-core high-pressure laminate work surface with beveled and lacquer-sealed edges. Four nylon-base swivel glides, one of which is adjustable. Optional felt-base glides are available. Models are available with powder coat finish upper legs and chrome lower legs.



785CT	32½"W x 19⅞"D x 23"-31"H, laminate top, plastic book box.	236.00	2	26.2	5.91		Call
-------	---	--------	---	------	------	--	------

Felt-Base Glides - Add "FG" to the model no. (e.g., 785CTFG).

## 871 SERIES - Student Desks

Tubular steel frame, open-front plastic book box, nylon-base adjustable glides. Adjustable top height range of 22" to 30". Book box dimensions are 18½"W x 16"D x 4⅝"H. Models are available with a particleboard-core high-pressure laminate work surface with beveled and lacquer-sealed edges or an FRW™ hard plastic work surface. Model 878 has an 1⅝" thick particleboard-core high-pressure laminate work surface with 1⅝" profile T-mold edge banding. The upper legs are available with a powder coat finish. The lower legs are chromed.



871	20"D x 26"W x 22"-30"H, laminated top, plastic book box.	368.00	2	25.5	4.47		85
871M	20"D x 26⅞"W x 22"-30"H, hard plastic top, plastic book box.	428.00	2	29.5	4.47		150
8771	20"D x 26"W x 22"-30"H, laminated top.	357.00	2	24.9	4.47		85
8771M	20"D x 26⅞"W x 22"-30"H, hard plastic top.	411.00	2	28.9	4.47		85
878	24"D x 48"W x 22"-30"H, laminate top, two-student desk, plastic book boxes.	616.00	1	60.0	17.68		125

## TEXT® SERIES - Student Desks

Tubular steel frame. Models are available with an 1⅝" thick particleboard-core high-pressure laminate work surface with 1⅝" profile T-mold edge banding or an FRW™ hard plastic work surface. Models are available with a 26"-34" adjustable height work surface. Metal surfaces are available with a powder coat finish. Nylon glides. Optional felt-base glides are available.

Plastic Book Box: A 17½"W x 16"D x 4¼"H rectangular book box consisting of molded polypropylene.



TD2128YADJM	21⅝"W x 28"L x 26"-34"H, hard plastic top.	558.00	1	39.7	9.51	*	150
TD24488YADJBB	24"W x 48"L x 26"-34"H, laminated top, two plastic book boxes.	600.00	1	78.8	18.85		150

Felt-Base Glides - Add "FG" to the model no. (e.g., TD24488YADJBBFG).

## TEXTAMETER™ SERIES - Instructor Desks

Tubular steel frame. Models have a single pedestal configuration on the right side, an elliptical leg on the left side, and are standard with a center drawer and twin-wheel, locking ABS plastic casters. A three-drawer (box/box/file) unitized pedestal consists of welded steel components. The pedestals incorporates a drawer interlock system to allow only one drawer per pedestal to open at one time. Pedestal drawers are equipped with full-suspension steel ball-bearing slides. A master-keyed, core-removable lock secures drawers with one lock assembly ("gang locking"); one lock per pedestal. Models come with an 1⅝" thick particleboard-core high-pressure laminate work surface with 1⅝" profile T-mold edge banding. Metal surfaces are available with a powder coat finish.



T3066P	30"W x 66"L x 28⅞"H, top with radius on one end, right-side pedestal. •One unit, ships in 7 cartons.	2875.00	♦7	196.4	20.83		70
--------	---	---------	----	-------	-------	--	----

## 540 SERIES - Teacher Desks

Single-pedestal, 30" x 48" teacher desk features a locking box and file drawer, and an independent locking center drawer. Double-pedestal, 30" x 60" teacher desk features an independent locking center drawer, and two hanging box/file drawers with independent locks. Models are available with an 1⅝" thick particleboard-core high-pressure laminate work surface with 1⅝" profile T-mold edge banding. Four adjustable nylon glides. Metal surfaces are available with a powder coat finish, legs are available chromed.



543	Single-pedestal, 48"L x 30"D x 29⅞"H.	1520.00	1	175.5	23.84		85
546	Double-pedestal, 60"L x 30"D x 29⅞"H.	2114.00	1	232.0	30.52		85



# CLASSROOM BASICS

SOLD IN FULL CARTONS ONLY

Model No.	Description	Unit Price F.O.B. Warehouse	No. of Ctns. Per Unit	Unit Weight	Unit Cube	Fed Ex.	Freight Class
-----------	-------------	-----------------------------------	-----------------------------	----------------	--------------	------------	------------------

## 4000 SERIES - Activity Tables

Tubular steel legs. Models are available with an 1½" thick particleboard-core high-pressure laminate work surface with 1½" profile T-mold edge banding. Standard legs adjust from 22" to 30" in one-inch increments. Short adjustable legs are enabling a top height of 17" to 25" in one-inch increments. Models with short adjustable legs include the letters LO. Upper legs have a powder coat finish with chrome lower legs. Nylon-base swivel glides. Optional felt-base glides are available.



482436	24" x 36", standard legs, 22"-30" height.	248.00	2	45.6	1.59		70
482448	24" x 48", standard legs, 22"-30" height.	268.00	2	51.8	1.91		Call
482448LO	24" x 48", short legs, 17"-25" height.	278.00	2	49.8	1.78		Call
482460	24" x 60", standard legs, 22"-30" height.	328.00	2	63.3	2.66		Call
482460LO	24" x 60", short legs, 17"-25" height.	338.00	2	61.3	2.53		Call
482472	24" x 72", standard legs, 22"-30" height.	368.00	2	71.8	3.06		Call
483048	30" x 48", standard legs, 22"-30" height.	278.00	2	61.2	2.20		Call
483048LO	30" x 48", short legs, 17"-25" height.	288.00	2	59.2	2.06		Call
483060	30" x 60", standard legs, 22"-30" height.	338.00	2	71.3	2.69		Call
483060LO	30" x 60", short legs, 17"-25" height.	348.00	2	69.3	2.56		Call
483072	30" x 72", standard legs, 22"-30" height.	378.00	2	85.0	3.09		Call
483072LO	30" x 72", short legs, 17"-25" height.	388.00	2	83.0	2.96		Call
483660	36" x 60", standard legs, 22"-30" height.	348.00	2	84.9	3.08		Call
483672	36" x 72", standard legs, 22"-30" height.	388.00	2	98.3	3.56		Call
483672LO	36" x 72", short legs, 17"-25" height.	398.00	2	96.3	3.42		Call
4842R	42" round, standard legs, 22"-30" height.	332.00	2	59.0	2.49		Call
484848	48" x 48", standard legs, 22"-30" height.	408.00	2	92.6	5.63		Call
4848R	48" round, standard legs, 22"-30" height.	408.00	2	70.8	3.03		Call
4848RLO	48" round, short legs, 17"-25" height.	418.00	2	68.8	2.90		Call
4860R	60" round, standard legs, 22"-30" height.	540.00	2	104.6	4.67		Call
48COOP72	36" x 72" half-moon, standard legs, 22"-30" height.	671.00	2	79.2	3.81		70
48FLOW60	60" flower, standard legs, 22"-30" height.	794.00	2	91.5	4.62		70
48FLOW60LO	60" flower, short legs, 17"-25" height.	804.00	2	89.5	4.49		70
48HORSE60	60" x 66" horseshoe, standard legs, 22"-30" height.	757.00	2	116.4	4.99		Call
48HORSE60LO	60" x 66" horseshoe, short legs, 17"-25" height.	767.00	2	114.4	4.86		Call
48HORSE60DC	60" deep-center horseshoe, standard legs, 22"-30" height.	757.00	3	120.0	5.30		70
48KID72	48" x 72" kidney, standard legs, 22"-30" height.	671.00	2	115.9	4.45		Call
48KID72LO	48" x 72" kidney, short legs, 17"-25" height.	681.00	2	113.9	4.32		Call
48TRAP48	24" x 48" trapezoid, standard legs, 22"-30" height.	246.00	2	50.8	1.27		Call
48TRAP60	30" x 60" trapezoid, standard legs, 22"-30" height.	389.00	2	64.2	1.61		Call
48TRAP60LO	30" x 60" trapezoid, short legs, 17"-25" height.	399.00	2	62.2	1.48		Call
48SL3054	30" x 54" slide, standard legs, 22"-30" height.	358.00	2	70.7	3.06		70
48SL3060	30" x 60" slide, standard legs, 22"-30" height.	388.00	2	76.2	3.06		70
48NEST54	54" nest, standard legs, 22"-30" height.	326.00	2	57.1	2.63		70
48NEST60	60" nest, standard legs, 22"-30" height.	366.00	2	64.8	3.06		70
48SWV54	54" swerve, standard legs, 22"-30" height.	540.00	2	94.8	3.78		70

Felt-Base Glides - Add "FG" to the model no. (e.g., 482472FG).



# CLASSROOM BASICS

SOLD IN FULL CARTONS ONLY

Model No.	Description	Unit Price F.O.B. Warehouse	No. of Ctns. Per Unit	Unit Weight	Unit Cube	Fed Ex.	Freight Class
-----------	-------------	-----------------------------------	-----------------------------	----------------	--------------	------------	------------------

## 5000 SERIES - Activity Tables

Tubular steel thick profile legs. Models are available with an 1/8" thick particleboard-core high-pressure laminate work surface with 1/8" profile T-mold edge banding. Upper legs have a powder coat finish with chrome lower legs. Optional Configurations include:  
24" to 32" adjustable legs with ABS plastic glides. (ADJ)



50304830	30"D x 48"W x 30"H.	373.00	2	73.1	4.46		70
50306030	30"D x 60"W x 30"H.	433.00	2	83.2	4.95		Call
50307230	30"D x 72"W x 30"H.	473.00	2	96.9	5.35		70
5060R30	60" round x 30"H.	635.00	2	111.2	6.88		Call
50KID7230	48"D x 72"W x 30"H, kidney.	766.00	2	127.8	6.71		Call
50NEST5430	54" nest x 30"H.	411.00	2	69.0	4.89		Call
50NEST6030	60" nest x 30"H.	461.00	2	76.8	5.32		70
50SL305430	30"D x 54"W x 30"H, slide.	453.00	2	82.6	5.32		Call
50SL306030	30"D x 60"W x 30"H, slide.	483.00	2	88.1	5.32		70
50SWV5430	54" swerve x 30"H.	635.00	2	106.7	6.04		Call
50TRAP6030	30"D x 60"W x 30"H, trapezoid.	484.00	2	76.1	3.87		70
503048ADJ	30"D x 48"W, 24"-32" adjustable height.	403.00	2	75.3	4.46		70
503060ADJ	30"D x 60"W, 24"-32" adjustable height.	463.00	2	85.4	4.95		70
503072ADJ	30"D x 72"W, 24"-32" adjustable height.	503.00	2	99.1	5.35		70
5060RADJ	60" round, 24"-32" adjustable height.	665.00	2	113.4	6.88		70
50KID72ADJ	48"D x 72"W kidney, 24"-32" adjustable height.	796.00	2	130.0	6.71		70
50NEST54ADJ	54" nest, 24"-32" adjustable height.	451.00	2	71.2	4.89		70
50NEST60ADJ	60" nest, 24"-32" adjustable height.	491.00	2	79.0	5.32		70
50SL3054ADJ	30"D x 54"W slide, 24"-32" adjustable height.	483.00	2	84.8	5.32		70
50SL3060ADJ	30"D x 60"W slide, 24"-32" adjustable height.	513.00	2	90.3	5.32		70
50SWV54ADJ	54" swerve, 24"-32" adjustable height.	665.00	2	108.9	6.04		70
50TRAP60ADJ	30"D x 60"W trapezoid, 24"-32" adjustable height.	514.00	2	78.3	3.87		70

## 5700 SERIES - Tables

Tubular steel legs. Models are available with 1/8" thick particleboard-core high-pressure laminate work surface with 1/8" T-mold edge banding. 24" to 32" adjustable height legs. Each leg shall be equipped with a 1/4" diameter, inside-holding nylon-base swivel glides. Wire management can be achieved by routing wires through the work surface grommet and down the inside of the leg. Wires can enter and exit through the leg opening at the top of the leg for access under the work surface, and/or wires can run down the leg and exit through leg opening at the bottom of the leg. Adjustable height upper legs have a powder coat finish with chrome lower legs.



572460ADJ	24"W x 60"L x 24"-32"H.	513.00	2	49.5	2.04		Call
572472ADJ	24"W x 72"L x 24"-32"H.	553.00	2	58.2	2.44		Call
573060ADJ	30"W x 60"L x 24"-32"H.	523.00	2	57.5	2.07		Call

## 8700 SERIES - Computer Tables

Tubular steel pedestal legs. Models are available with an 1/8" thick particleboard-core high-pressure laminate work surface with 1/8" profile T-mold edge banding. Adjustable top height range of 22" to 30". Four adjustable nylon-base swivel glides. The upper legs are available with a powder coat finish. The lower legs are chromed.



872436	24"W x 36"L x 22"-30"H.	377.00	3	50.8	2.65		Call
872448	24"W x 48"L x 22"-30"H.	443.00	3	58.0	2.97		Call
872460	24"W x 60"L x 22"-30"H.	498.00	3	71.0	3.64		Call
872472	24"W x 72"L x 22"-30"H.	623.00	3	79.7	4.04		Call
873048	30"W x 48"L x 22"-30"H.	509.00	3	70.0	3.64		Call
873060	30"W x 60"L x 22"-30"H.	578.00	3	81.3	4.10		Call
873072	30"W x 72"L x 22"-30"H.	701.00	3	95.0	4.50		Call

### Optional Accessories



TKBMT27	Keyboard mouse tray. 15"D x 27"/x"W.	320.00	1	11.8	0.73	*	70
TKBMT29	Keyboard mouse tray. 15"D x 29"W.	320.00	1	12.1	0.78	*	100
TWMP48	Wire management/modesty panel, for 48" rectangular tables.	270.00	1	9.8	1.11	*	100
TWMP60	Wire management/modesty panel, for 60" rectangular tables.	321.00	1	12.4	1.39	*	100
TWMP72	Wire management/modesty panel, for 72" rectangular tables.	346.00	1	15.2	1.67	*	100



# CLASSROOM BASICS

SOLD IN FULL CARTONS ONLY

Model No.	Description	Unit Price F.O.B. Warehouse	No. of Ctns. Per Unit	Unit Weight	Unit Cube	Fed Ex.	Freight Class
-----------	-------------	-----------------------------------	-----------------------------	----------------	--------------	------------	------------------

## WOOD-FRAME SCIENCE TABLES

Wood-frame, apron and legs, 30" fixed-height. Models are available with a heavy-duty, chemical-resistant epoxy resin top or an acid- and chemical-resistant Chemsurf® high-pressure laminate top. Table are equipped with four adjustable nylon glides; each table also includes four removable nylon boots.

Chemsurf Top: 1½" thick and consists of a medium-density fiberboard core with an acid- and chemical-resistant Chemsurf high-pressure laminate surface. Edges have a urethane-based Sure Edge® finish.

Epoxy Resin Top: 1" thick and consists of heavy-duty, heat- and chemical-resistant epoxy resin. The molded epoxy resin top is monolithic and non-porous. Wood components are finished with multiple coats of natural chemically resistant catalyzed varnish.

### CHEMSURF® LAMINATE TOPS



SCI245430CSAE-BLK577BLK01-OAK083	54"L x 24"W x 30"H. Colors: Chemsurf Black top/Char Black edge/Natural Oak frame	1392.00	1	79.3	5.49		70
----------------------------------	---	---------	---	------	------	--	----

### EPOXY RESIN TOPS



SCI245430EP-BLK01-MPL003	54"L x 24"W x 30"H. Colors: Black Epoxy top and edge/Maple frame	2246.00	1	135.5	5.49		70
--------------------------	---	---------	---	-------	------	--	----



SCI246030EP-BLK01-OAK083	60"L x 24"W x 30"H. Colors: Black Epoxy top and edge/Natural Oak frame	2400.00	1	148.7	6.07		70
--------------------------	---	---------	---	-------	------	--	----



SCI306030EP-BLK01-OAK083	60"L x 30"W x 30"H. Colors: Black Epoxy top and edge/Natural Oak frame	2785.00	1	98.2	7.43		70
--------------------------	---	---------	---	------	------	--	----

## STEEL-FRAME SCIENCE TABLES

Steel-frame, apron and heavy-gauge tubular steel legs. Models are available with a heavy-duty, chemical-resistant epoxy resin top or an acid- and chemical-resistant Chemsurf® high-pressure laminate top. Four adjustable nylon glides. Metal surfaces are available with a powder coat finish.

Chemsurf Top: 1½" thick and consists of a medium-density fiberboard core surfaced with an acid- and chemical-resistant Chemsurf high-pressure laminate surface. Edges have a urethane-based Sure Edge® finish.

Epoxy Resin Top: 1" thick and consists of heavy-duty, heat- and chemical-resistant epoxy resin. The molded epoxy resin top is monolithic and non-porous.

Optional configurations include the following:

Adjustable Legs: 24" to 34" adjustable top height. Metal surfaces are available with a powder coat finish. Lower legs are chromed.

Adjustable Legs with Casters: 24" to 34" adjustable top height. Metal surfaces are available with a powder coat finish. Lower legs are chromed.

### CHEMSURF TOP, 30" FIXED HEIGHT



S245430CSAE-BLK577BLK01-BLK01-BLK01	54"W x 24"D x 30"H. Colors: Chemsurf Black top/Char Black edge/Char Black frame	1162.00	2	69.5	4.13		70
-------------------------------------	--	---------	---	------	------	--	----



S246030CSAE-BLK577BLK01-BLK01-BLK01	60"W x 24"D x 30"H. Colors: Chemsurf Black top/Char Black edge/Char Black frame	1165.00	2	75.8	4.61		70
-------------------------------------	--	---------	---	------	------	--	----

S367230CSAE-BLK577BLK01-BLK01-BLK01	72"W x 36"D x 30"H. Colors: Chemsurf Black top/Char Black edge/Char Black frame	1315.00	2	119.2	7.84		70
-------------------------------------	--	---------	---	-------	------	--	----

### CHEMSURF TOP, 24"-34" ADJUSTABLE LEGS



S2454CSADJAE-BLK577BLK01-BLK01-BLK01	54"W x 24"D x 24-34"H. Colors: Chemsurf Black top/Char Black edge/Char Black frame	1192.00	2	71.0	4.13		70
--------------------------------------	---	---------	---	------	------	--	----

S2460CSADJAE-BLK577BLK01-BLK01-BLK01	60"W x 24"D x 24-34"H. Colors: Chemsurf Black top/Char Black edge/Char Black frame	1195.00	2	77.3	4.61		70
--------------------------------------	---	---------	---	------	------	--	----

S3060CSADJAE-BLK577BLK01-BLK01-BLK01	60"W x 30"D x 24-34"H. Colors: Chemsurf Black top/Char Black edge/Char Black frame	1245.00	2	91.1	5.62		70
--------------------------------------	---	---------	---	------	------	--	----

S3672CSADJAE-BLK577BLK01-BLK01-BLK01	72"W x 36"D x 24-34"H. Colors: Chemsurf Black top/Char Black edge/Char Black frame	1345.00	2	120.7	7.84		70
--------------------------------------	---	---------	---	-------	------	--	----

### CHEMSURF TOP, 24"-34" ADJUSTABLE LEGS, CASTERS

S2460CSADJCAE-BLK577BLK01-BLK01-BLK01	60"W x 24"D x 24-34"H, adjustable legs, casters. Colors: Chemsurf Black top/Char Black edge/Char Black frame	1245.00	2	80.8	4.89		70
---------------------------------------	---	---------	---	------	------	--	----

### EPOXY RESIN TOP, 30" FIXED HEIGHT



S245430EP-BLK01-BLK01-BLK01	54"W x 24"D x 30"H. Colors: Black Epoxy top and edge/Char Black frame	1662.00	2	129.2	4.76		70
-----------------------------	--	---------	---	-------	------	--	----



S246030EP-BLK01-BLK01-BLK01	60"W x 24"D x 30"H. Colors: Black Epoxy top and edge/Char Black frame	1665.00	2	141.8	5.32		70
-----------------------------	--	---------	---	-------	------	--	----

S306030EP-BLK01-BLK01-BLK01	60"W x 30"D x 30"H. Colors: Black Epoxy top and edge/Char Black frame	1715.00	2	171.7	6.33		70
-----------------------------	--	---------	---	-------	------	--	----



# CLASSROOM BASICS

SOLD IN FULL CARTONS ONLY

Model No.	Description	Unit Price F.O.B. Warehouse	No. of Ctns. Per Unit	Unit Weight	Unit Cube	Fed Ex.	Freight Class
-----------	-------------	-----------------------------------	-----------------------------	----------------	--------------	------------	------------------

## 6800 SERIES - Multi-Purpose Tables

Steel support apron and tubular steel legs. Models are available with an 1½" thick particleboard-core high-pressure laminate work surface with 1½" profile T-mold edge banding. Four adjustable nylon glides. Metal surfaces are available with a powder coat finish.

Optional configurations include the following:

Adjustable Legs: 24" to 34" adjustable top height. Metal surfaces are available with a powder coat finish. Lower legs are chromed.

Adjustable Legs with Casters: 24" to 34" adjustable top height. Metal surfaces are available with a powder coat finish. Lower legs are chromed.



682060	60"W x 20"D x 30"H.	464.00	2	67.3	3.95		70
682460	60"W x 24"D x 30"H.	517.00	2	76.6	4.61		70
683060	60"W x 30"D x 30"H.	518.00	2	88.5	5.62		70
682060ADJC	60"W x 20"D x 24"-34"H, adjustable legs, casters.	544.00	2	72.3	4.22		70
683060ADJC	60"W x 30"D x 24"-34"H, adjustable legs, casters.	598.00	2	93.5	5.89		70

## TEXT® SERIES TABLES

Tubular steel frame. Models are available with an 1½" thick particleboard-core high-pressure laminate work surface with 1½" profile T-mold edge banding. 26" to 34" adjustable top height. Nylon glides. Optional felt-base glides are available. Metal surfaces are available with a powder coat finish. Lower legs are chromed.

Optional Accessories:

- 15"D x 27¼"W keyboard mouse tray, specify TKBMT27



TE20608YADJ	20"W x 60"L x 26"-34"H.	600.00	5	72.7	3.80		Call
TE24488YADJ	24"W x 48"L x 26"-34"H.	570.00	5	71.7	4.08		Call
TE24608YADJ	24"W x 60"L x 26"-34"H.	620.00	5	83.1	4.49		Call
TE30608DADJ	30"W x 60"L x 26"-34"H.	770.00	5	106.1	5.50		Call
TE30728DADJ	30"W x 72"L x 26"-34"H.	820.00	5	119.9	6.01		Call

Felt-Base Glides - Add "FG" to the model no. (e.g., TE20608YADJFG).

### Optional Accessories



TKBMT27	Keyboard mouse tray. 15"D x 27¼"W. Color: Char Black	320.00	1	11.8	0.73	*	70
---------	--	--------	---	------	------	---	----

## FLIP-TOP TECHNOLOGY TABLES

Tubular steel frame. Models feature a convenient 6" deep lockable flip-top compartment for enhanced wire and cable management. Depending on its dimensions, the top has one, two or three scalloped wire management cut outs for ease of passing wires and cables into the flip-top compartment. A master-keyed lock secures the flip-top compartment. Models are available with an 1½" thick particleboard-core high-pressure laminate work surface with 1½" profile T-mold edge banding. Adjustable top height range of 24" to 34". Four adjustable nylon glides. The upper legs are available with a powder coat finish. The lower legs are chromed.

Optional Accessories:

- 15"D x 27¼"W keyboard mouse tray, specify TKBMT27



FTT2460	24"W x 60"L x 18"D.	850.00	3	99.5	5.84		Call
FTT2472	24"W x 72"L x 18"D.	951.00	4	123.3	6.55		Call
FTT3060	30"W x 60"L x 24"D.	934.00	3	114.4	6.51		Call
FTT3072	30"W x 72"L x 24"D.	1045.00	4	140.4	7.28		Call

### Optional Accessories

TKBMT27	Keyboard mouse tray. 15"D x 27¼"W. Color: Char Black	320.00	1	11.8	0.73	*	70
---------	--	--------	---	------	------	---	----





# CLASSROOM BASICS

SOLD IN FULL CARTONS ONLY

Model No.	Description	Unit Price F.O.B. Warehouse	No. of Ctns. Per Unit	Unit Weight	Unit Cube	Fed Ex.	Freight Class
-----------	-------------	-----------------------------------	-----------------------------	----------------	--------------	------------	------------------

## MT SERIES MOBILE TABLES

Tubular steel frame, 29" table height. Tops are available with a 3/4" thick particleboard-core high-pressure laminate work surface with 3/4" profile T-mold edge banding. Optional configurations include surfaces with a urethane-based Sure Edge® finish. Nylon-base self-leveling glides. In the folded position, tables rest on four 3" swivel casters. The tables open and close in one operation. A safety device is built into the folding mechanism to help prevent pinching when tables are opened. A secondary safety release mechanism is incorporated to complete the opening of tables. The center hinge operates vertically in order to self clean and minimize trapping of food. Metal surfaces are available chromed or with a powder coat finish.

Service Life Recommendation: In order to extend the torque life of MT Series tables with torsion bars, Virco recommends that customers store their tables in an upright position when not in use. When cleaning Virco mobile tables, Virco recommends that their high-pressure laminate surfaces be wiped down as needed with a damp cloth or sponge and mild detergent or soap; this recommendation also applies to plastic stool seats, and to metal surfaces with a chrome or powder coat finish.

IMPORTANT: Never use a power washer to clean Virco mobile tables. Tables are intended for indoor use.

Warranty Note: MT Series tables are covered by Virco's 10-year warranty; however, torsion bars used on these tables are covered by a 5-year warranty. Virco recommends that torsion bars be inspected for torque strength frequently.



<b>MT60OCT</b>	60" octagon, T-mold edge banding.	1896.00	1	112.4	25.63		70
<b>MT60R</b>	60" round, T-mold edge banding.	1969.00	1	109.7	25.63		70
<b>MT72R</b>	72" round, T-mold edge banding.	2242.00	1	141.0	32.05		70
<b>MT30144</b>	30"W x 144"L, T-mold edge banding.	2600.00	1	192.0	55.18		200
<b>MT30144AE</b>	30"W x 144"L, Sure Edge edge finish.	2860.00	1	201.0	55.18		200

## MTB SERIES MOBILE BENCH TABLES

Tubular steel frame, heavy-duty mobile folding bench tables have an automatic locking feature, as well as a safety clearance between table sections to help protect hands during opening. The tables also have a torsion bar for ease of operation, and are free-standing when closed. Tops and benches are available with a 3/4" thick particleboard-core high-pressure laminate work surface with 3/4" profile T-mold edge banding. Optional configurations include surfaces with a urethane-based Sure Edge® finish. In the folded position, tables rest on four 3 1/2" swivel casters. Middle legs have a 1" rubber crutch tip. The table automatically locks in the open and closed positions. The center hinge operates vertically in order to self clean and minimize trapping of food. The top support apron is available with a powder coat finish. The undercarriage is available fully chromed or with an optional powder coat finish.

Optional Edge Finish: Virco's custom Sure Edge finish is offered as an option for table tops and benches. The Sure Edge finish consists of a urethane-based protectant that is bonded chemically to the substrate of the top or benches.

Service Life Recommendation: In order to extend the torque life of MTB Series tables with torsion bars, Virco recommends that customers store their tables in an upright position when not in use. When cleaning Virco mobile tables, Virco recommends that their high-pressure laminate surfaces be wiped down as needed with a damp cloth or sponge and mild detergent or soap; this recommendation also applies to plastic stool seats, and to metal surfaces with a chrome or powder coat finish.

IMPORTANT: Never use a power washer to clean Virco mobile tables. Tables are intended for indoor use.

Warranty Note: MTB Series tables are covered by Virco's 10-year warranty; however, torsion bars used on these tables are covered by a 5-year warranty. Virco recommends that torsion bars be inspected for torque strength frequently.

### RECTANGULAR BENCH TABLES - BENCH/TABLE HEIGHT: 15"/27" - GRADES 1 - 4



<b>MTB152710</b>	Seats 12, laminate top with T-mold edge banding. Grades 1 - 4.	3988.00	1	318.5	78.72		200
<b>MTB152712</b>	Seats 12-16, laminate top with T-mold edge banding. Grades 1 - 4.	4183.00	1	365.0	88.31		200

### RECTANGULAR BENCH TABLES - BENCH/TABLE HEIGHT: 17"/29" - GRADES 5 - ADULT



<b>MTB17298</b>	Seats 8, laminate top with T-mold edge banding. Grades 5 - Adult.	3909.00	1	269.3	66.61		200
<b>MTB172910</b>	Seats 12, laminate top with T-mold edge banding. Grades 5 - Adult.	3988.00	1	320.5	78.72		200
<b>MTB172912</b>	Seats 12-16, laminate top with T-mold edge banding. Grades 5 - Adult.	4183.00	1	367.0	88.31		200
<b>MTB172912AEB</b>	Seats 12-16, laminate top with Sure Edge edge finish on table top and benches. Grades 5 - Adult.	4616.00	1	376.0	88.31		200

### OVAL BENCH TABLES - BENCH/TABLE HEIGHT: 17"/29" - GRADES 5 - ADULT



<b>MTBO17295</b>	Seats 8-12, laminate top with T-mold edge banding. Grades 5 - Adult.	4400.00	1	301.0	86.80		200
------------------	--	---------	---	-------	-------	--	-----



# CLASSROOM BASICS

SOLD IN FULL CARTONS ONLY

Model No.	Description	Unit Price F.O.B. Warehouse	No. of Ctns. Per Unit	Unit Weight	Unit Cube	Fed Ex.	Freight Class
-----------	-------------	-----------------------------------	-----------------------------	----------------	--------------	------------	------------------

## MTS SERIES MOBILE STOOL TABLES

Tubular steel frame, heavy-duty mobile folding stool tables have an automatic locking feature, as well as a safety clearance between table sections to help protect hands during opening. The tables also have a torsion bar for ease of operation, and are free-standing when closed. Tops are available with a 3/4" thick particleboard-core high-pressure laminate work surface with 3/4" profile T-mold edge banding. Optional configurations include surfaces with a urethane-based Sure Edge® finish. Each seat has its own direct-to-floor load-bearing column and provides its own support without the need of cross members running between seats. Each seat has its own place to enter and exit. Round stool tops are 13" in diameter, injection-molded from a high-impact ABS material. In the folded position, tables rest on four 3 1/2" swivel casters. Middle legs have a 1" rubber crutch tip. The table automatically locks in the open and closed positions. The center hinge operates vertically in order to self clean and minimize trapping of food. The top support apron is available with a powder coat finish. The undercarriage is available fully chromed or with an optional powder coat finish. Optional Edge Finish: Virco's custom Sure Edge finish is offered as an option for table tops. The Sure Edge finish consists of a urethane-based protectant that is bonded chemically to the substrate of the top. Models with a Sure Edge top finish include the letters AE.

### RECTANGULAR STOOL TABLES - STOOL/TABLE HEIGHT: 15"/27" - GRADES 1 - 4



MTS15271212	12 stools, laminate top with T-mold edge banding. Grades 1 - 4.	4183.00	4	299.0	89.80		Call
MTS15271216	16 stools, laminate top with T-mold edge banding. Grades 1 - 4.	4225.00	5	333.6	90.29		Call



### RECTANGULAR STOOL TABLES - STOOL/TABLE HEIGHT: 17"/29" - GRADES 5 - ADULT



MTS17291012	12 stools, laminate top with T-mold edge banding. Grades 5 - Adult.	3988.00	4	289.5	80.21		Call
MTS17291012AE	12 stools, laminate top with Sure Edge edge finish. Grades 5 - Adult.	4238.00	4	297.0	80.21		Call
MTS17291212	12 stools, laminate top with T-mold edge banding. Grades 5 - Adult.	4183.00	4	301.0	89.80		Call
MTS17291212AE	12 stools, laminate top with Sure Edge edge finish. Grades 5 - Adult.	4443.00	4	310.0	89.80		Call



### OVAL STOOL TABLES - STOOL/TABLE HEIGHT: 17"/29" - GRADES 5 - ADULT



MTSO172958	8 stools, laminate top with T-mold edge banding. Grades 5 - Adult.	3964.00	4	266.2	82.23		Call
------------	--	---------	---	-------	-------	--	------

## MTC SERIES CONVERTIBLE BENCH TABLES

Tubular steel frame. This mobile bench and table unit changes quickly and easily from a table and bench configuration to a bench with a full backrest. When used as a table and bench, the unit features a bench height of 15" and a top height of 27", or a bench height of 17" and a top height of 29". Benches and tops are available with a 3/4" thick particleboard-core high-pressure laminate work surface with 3/4" profile T-mold edge banding. Optional configurations include surfaces with a urethane-based Sure Edge® finish. The bench measures 96"L x 12"W; and the top measures 96"L x 15"W.

Table and bench height adjustment are made by a telescoping foot tube assembly secured to the table frame. Two adjustment positions are provided: one achieves a 15" bench height and a 27" top height; the other achieves a 17" bench height and a 29" top height. The base frame is mounted on four 4" swivel casters, two with locks. The apron, frame and links are powder coated. The foot tube assembly are chrome-plated.

Optional Edge Finish: Virco's custom Sure Edge finish is offered as an option for table tops and benches. The Sure Edge finish consists of a urethane-based protectant that is bonded chemically to the substrate of the top or benches. Models with a Sure Edge finish for tops and benches include the letters AEB.

Optional Ganging Device: An optional ganging device consists of a lock plate, locking pin spring-loaded assembly and a docking plate. Models with ganging device include the letter G.



MTC8	Laminate top with T-mold edge banding.	2130.00	1	134.5	15.58		Call
MTC8AEBG	Laminate top with Sure Edge edge finish on table top and bench, gang device.	2350.00	1	140.6	15.58		200
MTC8G	Laminate top with T-mold edge banding, gang device.	2150.00	1	135.1	15.58		200



# CLASSROOM BASICS

SOLD IN FULL CARTONS ONLY

Model No.	Description	Unit Price F.O.B. Warehouse	Units Per Carton	Unit Weight	Unit Cube	Fed Ex.	Freight Class
-----------	-------------	-----------------------------------	------------------------	----------------	--------------	------------	------------------

## 6000 SERIES FOLDING TABLES

Tubular steel legs. Models are available with a 3/4" particleboard-core top with a fused-on melamine surface and 3/4" profile T-mold edge banding. The folding mechanism includes a gravity-fed safety lock. Because the safety lock is permanently attached, a formed tab on the lock arm permits the hinge to fold in only one direction. Spring clips are formed from tempered steel to accept the cross brace of the leg unit. Each spring clip is housed in an injection-molded polyethylene shell to help protect hands from sharp edges. Each table has two spring clips. Patented steel aprons consist of four machine formed steel segments with no exposed sharp edges. The outer edge is rolled to form a strong and smooth flange. Apron ends are inserted into patented corner supports formed of injection-molded polyethylene which completely enclose the ends of the steel aprons. A high-impact stacking bumper attaches to the outer edge of the corner support to facilitate stacking. Metal surfaces are available with a powder coat finish.



601860	18"W x 60"L x 29"H.	307.00	1	37.8	2.45		70
601872	18"W x 72"L x 29"H.	319.00	1	43.7	2.70		70
601896	18"W x 96"L x 29"H.	350.00	1	53.5	3.87		70
602460	24"W x 60"L x 29"H.	319.00	1	49.8	2.19		70
602472	24"W x 60"L x 29"H.	333.00	1	56.6	2.63		70
602496	24"W x 96"L x 29"H.	362.00	1	74.2	3.50		70
603060	30"W x 60"L x 29"H.	345.00	1	59.8	3.96		70
603072	30"W x 72"L x 29"H.	359.00	1	68.2	4.70		70
603096	30"W x 96"L x 29"H.	390.00	1	88.2	4.65		70
6060R	60" round x 29"H.	615.00	1	90.0	8.00		70

## CORE-A-GATOR® SERIES FOLDING TABLES

Tubular steel legs. Lightweight folding table with a patented design featuring an ABS plastic top with an innovative three-piece construction. Extruded aluminum U-channels along each edge for added strength. Corners reinforced with four high-impact molded ABS corner protectors. Tables have edge molding around the complete perimeter of the top to serve as an edge protector. Tables have apron bumpers at each corner to protect the top surface during storage. Dual link folding mechanism consists of four steel links that form the folding mechanism. Two links are riveted to the leg assembly and the other two to a mounting bracket on the underside of the table. The two pairs of links provide lateral support when the table is in use and also allow the legs to fold into a closed position. The folding mechanism has an automatic positive locking rod that engages the two pairs of links. The locking mechanism automatically engages when the table is upright. The legs have fitted plastic glides. Metal surfaces are available with a powder coat finish.



611872-GRY55GLD93-GLD93	18"W x 72"L x 29"H. Colors: Greystone/El Dorado Bronze/El Dorado Bronze	933.00	1	37.0	2.71		70
611872-WHT15GLD93-GLD93	18"W x 72"L x 29"H. Colors: Oyster/El Dorado Bronze/El Dorado Bronze						
613060-GRY55GLD93-GLD93	30"W x 60"L x 29"H. Colors: Greystone/El Dorado Bronze/El Dorado Bronze	995.00	1	43.0	3.75		70
613060-WHT15GLD93-GLD93	30"W x 60"L x 29"H. Colors: Oyster/El Dorado Bronze/El Dorado Bronze						
613072-GRY55GLD93-GLD93	30"W x 72"L x 29"H. Colors: Greystone/El Dorado Bronze/El Dorado Bronze	1023.00	1	49.0	4.51		70
613072-WHT15GLD93-GLD93	30"W x 72"L x 29"H. Colors: Oyster/El Dorado Bronze/El Dorado Bronze						
613096-GRY55GLD93-GLD93	30"W x 96"L x 29"H. Colors: Greystone/El Dorado Bronze/El Dorado Bronze	1090.00	1	59.0	5.96		70
613096-WHT15GLD93-GLD93	30"W x 96"L x 29"H. Colors: Oyster/El Dorado Bronze/El Dorado Bronze						
613672-GRY55GLD93-GLD93	36"W x 72"L x 29"H. Colors: Greystone/El Dorado Bronze/El Dorado Bronze	1090.00	1	55.0	5.40		70
613672-WHT15GLD93-GLD93	36"W x 72"L x 29"H. Colors: Oyster/El Dorado Bronze/El Dorado Bronze						
613696-GRY55GLD93-GLD93	36"W x 96"L x 29"H. Colors: Greystone/El Dorado Bronze/El Dorado Bronze	1187.00	1	69.0	7.17		70
613696-WHT15GLD93-GLD93	36"W x 96"L x 29"H. Colors: Oyster/El Dorado Bronze/El Dorado Bronze						
6160R-GRY55GLD93-GLD93	60" round x 29"H. Colors: Greystone/El Dorado Bronze/El Dorado Bronze	1350.00	1	61.0	7.79		70
6160R-WHT15GLD93-GLD93	60" round x 29"H. Colors: Oyster/El Dorado Bronze/El Dorado Bronze						
6172R-GRY55GLD93-GLD93	72" round x 29"H. Colors: Greystone/El Dorado Bronze/El Dorado Bronze	1589.00	1	75.0	12.17		70
6172R-WHT15GLD93-GLD93	72" round x 29"H. Colors: Oyster/El Dorado Bronze/El Dorado Bronze						

# CLASSROOM BASICS

SOLD IN FULL CARTONS ONLY

Model No.	Description	Unit Price F.O.B. Warehouse	Units Per Carton	Unit Weight	Unit Cube	Fed Ex.	Freight Class
-----------	-------------	-----------------------------------	------------------------	----------------	--------------	------------	------------------

## 8800 SERIES - Comfort Stacker™ Chairs

Tubular steel frame, contoured seat and backrest. Seat consists of a contoured core of 1<sup>3</sup>/<sub>32</sub>" thick particleboard covered with a 1" thick polyurethane foam pad for an overall seat thickness of 1<sup>1</sup>/<sub>2</sub>". Backrest consists of a contoured core of 1<sup>3</sup>/<sub>32</sub>" thick particleboard covered with a 3/4" thick polyurethane foam pad. Each chair has six high-impact plastic stack bumpers. Polyethylene rocker glides. Metal surfaces are available with a powder coat finish. Dimensions: Seat height: 17".



8802	Comfort Stacker™	264.00	4	16.6	3.98		150
------	------------------	--------	---	------	------	--	-----

## 8900 SERIES CHAIRS

Tubular steel frame. Upholstered seat and back. Each chair has six high-impact clear PVC plastic stack bumpers. Upholstery is available in a selection of fabric or vinyl. Chairs are available chromed or with a powder coat finish.



8915	Rounded back, crown seat, 2" seat thickness, rocker glides.	167.00	4	17.4	3.06	*	150
------	---	--------	---	------	------	---	-----



8917	Rounded back, dome seat, 2" seat thickness.	161.00	4	17.1	3.06	*	150
------	---	--------	---	------	------	---	-----



8925	Trapezoidal back, crown seat, 2" overall seat thickness.	168.00	4	16.3	3.06	*	150
------	--	--------	---	------	------	---	-----



8926	Trapezoidal back, dome seat, 2" seat thickness.	162.00	4	16.2	3.06	*	150
------	---	--------	---	------	------	---	-----

## ULTRASTACK™ CHAIR

Solid steel-rod frame and a plastic seat and back made of injection-molded polyethylene. Four polyethylene stack bumpers. Four rectangular glides made of high-impact polycarbonate. Metal surfaces are chromed.



4100	18" seat height.	246.00	4	17.7	2.56		150
------	------------------	--------	---	------	------	--	-----

## SAGE™ CONTRACT SERIES CHAIRS

Tubular steel frame, one-piece molded polypropylene shell, casters. Metal surfaces are available chromed or with a powder coat finish.



SG1C	17 <sup>1</sup> / <sub>2</sub> " seat height, casters.	320.00	2	19.0	5.60	*	150
------	--	--------	---	------	------	---	-----



# CLASSROOM BASICS

SOLD IN FULL CARTONS ONLY

Model No.	Description	Unit Price F.O.B. Warehouse	No. of Ctns. Per Unit	Unit Weight	Unit Cube	Fed Ex.	Freight Class
-----------	-------------	-----------------------------------	-----------------------------	----------------	--------------	------------	------------------

## 53 SERIES

Available models include a 30" x 48" single-pedestal teacher desk and two 30" x 66" single-pedestal teacher desks that feature a pedestal with a box drawer and a file drawer. The 53 Series also includes a 30" x 60" double-pedestal teacher desk with two box/file drawer pedestals. An optional center drawer is available. Available with a particleboard-core high-pressure laminate work surface with front and back sides post formed to a full radius. Ends have 3 mil. PVC edge banding. Tops are equipped with a 2<sup>3/4</sup>" diameter grommet. Four adjustable nylon glides.

A core-removable lock secures drawers with one lock assembly ("gang locking"); one lock per pedestal.

A Keyed-Alike option is available for the pedestal; this option enables customers to purchase lock cores for multiple 53 Series desks and returns, and for other selected Virco models with locks, that open by means of a single key.



533048RP	48"W x 30"D x 29"H, single pedestal, right-handed box/file with lock, no center drawer.	2165.00	1	208.5	35.96		100
533060	60"W x 30"D x 29"H, double pedestal, file/box with lock, no center drawer.	2916.00	1	275.5	43.77		150
53MP1520BBF	15 <sup>1/8</sup> "W x 20 <sup>9/16</sup> "D x 26 <sup>7/8</sup> "H, 2 box drawers & 1 file drawer.	1299.00	1	90.5	8.61		100
<b>Optional Accessories</b>							
53DRWR60	Center drawer, 18 <sup>1/2</sup> "W x 22 <sup>3/8</sup> "D, 3 front compartments, large rear compartment, no lock.	334.00	1	9.2	1.25		Call

## METAL BOOKCASES

All steel construction. Models are available in five height sizes. Shelves for all bookcases are constructed of steel and are adjustable in 1/2" increments. Shelves are 11" x 35<sup>11/16</sup>" x 3/4". Four steel shelf clips are included for use with each adjustable shelf. Metal surfaces are available with a powder coat finish.



BCM3652	36 <sup>1/8</sup> "W x 12 <sup>1/4</sup> "D x 52 <sup>1/4</sup> "H with four shelves (3 adj.).	750.00	1	71.2	16.33		125
BCM3672	36 <sup>1/8</sup> "W x 12 <sup>1/4</sup> "D x 72 <sup>1/4</sup> "H with five shelves (4 adj.).	1090.00	1	97.9	22.51		125
BCM3684	36 <sup>1/8</sup> "W x 12 <sup>1/4</sup> "D x 84 <sup>1/4</sup> "H with six shelves (5 adj.).	1307.00	1	104.5	26.22		125

72" and 84" high bookcases must be anchored to a wall. See page 170 for more information.

## STEEL-FRAME BOOKCASES

Steel-frame bookcases feature steel shelves that are adjustable in 1/2" increments. Two 36" wide and two 48" wide models are available. Top and sides are available with a 3/4" thick particleboard core with thermofused melamine with 3/4" profile T-mold edge banding. Metal surfaces are available with a powder coat finish.



2BC3636	36 <sup>3/8</sup> "W x 14 <sup>3/8</sup> "D x 36 <sup>1/8</sup> "H with 2 shelves (1 adj.).	1241.00	1	91.2	17.54		125
2BC3648	36 <sup>3/8</sup> "W x 14 <sup>3/8</sup> "D x 48 <sup>1/8</sup> "H with 3 shelves (2 adj.).	1322.00	1	111.3	22.30		125
2BC4836	48 <sup>3/8</sup> "W x 14 <sup>3/8</sup> "D x 36 <sup>1/8</sup> "H with 2 shelves (1 adj.).	1313.00	1	113.9	17.54		125
2BC4848	48 <sup>3/8</sup> "W x 14 <sup>3/8</sup> "D x 48 <sup>1/8</sup> "H with 3 shelves (2 adj.).	1399.00	1	139.9	22.30		125

# CLASSROOM BASICS

SOLD IN FULL CARTONS ONLY

Model No.	Description	Unit Price F.O.B. Warehouse	No. of Ctns. Per Unit	Unit Weight	Unit Cube	Fed Ex.	Freight Class
-----------	-------------	-----------------------------------	-----------------------------	----------------	--------------	------------	------------------

## 53 SERIES - Lateral Files

Lateral files come in 2-drawer and 4-drawer models that are available in 42" width. All models are equipped with: deluxe steel ball bearing slides; an integral lock that controls all drawers; an interlock system that enhances safety by allowing only one drawer to be opened at a time. A counterweight is included with each lateral file model to help prevent tipping when drawers are fully extended. Lateral files are equipped with full-extension heavy-duty steel ball-bearing slides on all drawers and integrated drawer pulls. Metal surfaces are available with a powder coat finish.



53LF422D	42"W x 18"D x 28"H, 2-drawer.	1786.00	1	147.3	14.67		100
53LF424D	42"W x 18"D x 52"H, 4-drawer.	2892.00	1	227.3	26.94		100

## 53 SERIES - Vertical Files

All models are equipped with an integral lock that controls all drawers, an anti-tip feature to allow only one drawer at a time to extend. Vertical files are equipped with full-extension steel ball-bearing slides on all drawers and integrated drawer pulls. A core-removable lock secures all drawers with one lock assembly ("gang locking"). A keyed-alike option is available. By choosing the keyed-alike option, customers can purchase lock cores for multiple vertical file units, and for other selected virco models with locks, that open by means of a single key. Metal surfaces are available with a powder coat finish. A counterweight is included with each vertical file model to help prevent tipping when drawers are fully extended.



53VF154D	4 letter-sized drawers with lock, 15"W x 26 1/2"D x 52"H.	1797.00	1	155.7	14.28		100
----------	---	---------	---	-------	-------	--	-----

## 54 SERIES VERTICAL FILES

All models are equipped with an anti-tip feature to allow only one drawer at a time to extend, and integrated drawer pulls. Vertical files are equipped with full-extension steel ball-bearing slides on all drawers, which also have a pull and label holder. Metal surfaces are available with a powder coat finish. A counterweight is included with each vertical file model to help prevent tipping when drawers are fully extended.



54VF152D	15"W x 26 1/2"D x 28 1/8"H, 2 letter-sized drawers with lock.	926.00	1	94.0	7.77		100
54VF154D	15"W x 26 1/2"D x 52 1/8"H, 4 letter-sized drawers with lock.	1421.00	1	155.7	14.28		100
54VF184D	18"W x 26 1/2"D x 52"H, 4 legal-sized drawers with lock.	2104.00	1	168.1	16.82		100

## MOBILE STORAGE CABINETS

Cabinets have a steel frame. Outer and inner panels are available with a 3/4" thick particleboard core with thermofused melamine with 3/4" profile T-mold edge banding. A magnetic catch secures each door in a closed position. Each door has a steel disc tumbler lock that pivots up into a slit in the steel frame for secure locking strength. Steel shelves adjust in 1/2" increments with steel clips that lock into steel adjusting strips. Pull handles are 3/4" chromed tubular steel and are recessed in down position and pivot upward and lock in operating position. Cabinets are equipped with (2) 5" swivel casters with a tread lock brake and (2) 5" swivel casters without a brake. Casters have a 2" tread width. Metal surfaces are available with a powder coat finish.



2325	48"W x 28"D x 36"H, five 44"W x 24 1/2"D x 3 1/2"H paper drawers.	4031.00	1	261.0	31.52		125
2501	48"W x 28"D x 66"H, four adjustable steel shelves, two hinged doors.	4266.00	3	361.6	58.31		Call
2513	48"W x 28"D x 66"H, two adjustable steel shelves, two 13 3/4"W x 19 3/4"D x 11 1/2"H file drawers, two one 12" coat rod, 44"W x 24 1/2"D x 3 1/2"H, paper drawers, one 8"W x 11"H vanity mirror, two hinged doors.	5886.00	1	474.0	55.57		125
2601	48"W x 28"D x 72"H, five adjustable steel shelves, two hinged doors.	4509.00	4	401.5	63.97		Call



Products on this page are Greenguard® certified.

# CLASSROOM BASICS

SOLD IN FULL CARTONS ONLY

Model No.	Description	Unit Price F.O.B. Warehouse	Units Per Carton	Unit Weight	Unit Cube	Fed Ex.	Freight Class
-----------	-------------	-----------------------------------	------------------------	----------------	--------------	------------	------------------

## 53 SERIES METAL STORAGE CABINETS

All steel storage cabinets. Premium construction features include full-length door hinges, a three-point locking system and all-steel 17" x 35<sup>3</sup>/<sub>16</sub>" x 3<sup>3</sup>/<sub>4</sub>" shelves. Shelves are adjustable in 1/2" increments. Four steel shelf clips are included for use with each adjustable shelf. A core-removable lock controls both doors with one lock assembly ("gang locking"). A Keyed-Alike option is available. By choosing the Keyed-Alike option, customers can purchase lock cores for multiple 53 Series steel storage cabinets, and for other selected Virco models with locks, that open by means of a single key. Metal surfaces are available with a powder coat finish.



53CAB361872	36 <sup>1</sup> / <sub>4</sub> "W x 18 <sup>1</sup> / <sub>4</sub> "D x 72 <sup>1</sup> / <sub>4</sub> "H, with six shelves (5 adj.).	2070.00	1	169.9	32.44		125
-------------	---	---------	---	-------	-------	--	-----

## 53 SERIES WARDROBE TOWERS

All steel storage cabinets. Premium construction features include a garment storage area featuring a coat rod and a locking door. Models are available with a cupboard storage area with an adjustable shelf and a locking door, and two locking file drawers. All-steel 13<sup>3</sup>/<sub>16</sub>" x 22<sup>1</sup>/<sub>2</sub>" x 3<sup>3</sup>/<sub>4</sub>" shelves. Shelves are adjustable in 1/2" increments. Four steel shelf clips are included for use with each adjustable shelf. A core-removable lock controls both doors with one lock assembly ("gang locking"). A Keyed-Alike option is available. By choosing the Keyed-Alike option, customers can purchase lock cores for multiple 53 Series steel storage cabinets, and for other selected Virco models with locks, that open by means of a single key. Metal surfaces are available with a powder coat finish.



53TW4	24 <sup>1</sup> / <sub>4</sub> "W x 24 <sup>1</sup> / <sub>8</sub> "D x 64 <sup>1</sup> / <sub>8</sub> "H, left-side locking garment storage area with coat rod, 2 right-side locking box drawers, file drawer & cupboard.	3239.00	1	194.8	25.55		125
-------	--	---------	---	-------	-------	--	-----

## 4300 SERIES

Task chairs feature an upholstered seat and back. Model 4300 is available with a gas cylinder for easy seat height adjustment. Model 4301 features a gas cylinder for easy seat height adjustment, and a mechanism that allows independent adjustments of the seat and back. The seats have a contoured plywood core covered with a contoured 100% polyurethane foam cushion. The mechanism attaches to the seat core and allows for independent adjustment of seat height and back location (front to back) by means of a tension knob. Gas cylinder is a gas spring type with a steel cylinder housing. Ball bearings are placed in the housing to allow swivel movement. Five-prong base made of glass-reinforced nylon and are tapered to accept the gas cylinder. Five 2" diameter, dual wheel, hooded swivel casters made of high-impact plastic with steel stems and lock-fit expansion rings. Seats and backs are available in a variety of upholstery fabrics.



4300-BLK258-BLK01	Seat height adjusts from 17" to 22". Back height is 17". Seat depth is 18 <sup>1</sup> / <sub>2</sub> ". Overall width shall be 19 <sup>1</sup> / <sub>4</sub> ". Maximum overall height is 39". <b>Colors:</b> Black Confetti/Char Black base	578.00	1	31.6	4.82		100
4301-BLK258-BLK01	Seat height adjusts from 17 <sup>1</sup> / <sub>4</sub> " to 22 <sup>3</sup> / <sub>4</sub> ". Back height is 16 <sup>1</sup> / <sub>2</sub> ". Seat depth shall be 18 <sup>1</sup> / <sub>2</sub> ". Overall width is 19 <sup>1</sup> / <sub>4</sub> ". Maximum overall height is 38". <b>Colors:</b> Black Confetti/Char Black base	616.00	1	34.7	4.82		100

## 4400 SERIES



4440A-BLK01-BLK01	Black mesh back, molded foam Black fabric seat, Black contoured arms, 4 leg Black steel tube frame, Black nylon floor glides. Seat: 18"D x 18 <sup>1</sup> / <sub>4</sub> "W x 19"H. <b>Colors:</b> Black seat/Black frame	636.00	2	22.5	1.67	*	100
4445A-MM4533M-BLACK	Task seating, Black mesh mid-back, molded foam Black fabric seat, height and width adjustable arms, seat slider, tilt tension control, 4 paddle task mechanism, dual wheel casters. Seat: 19"D x 21"W x 18 <sup>1</sup> / <sub>4</sub> "-22 <sup>1</sup> / <sub>8</sub> "H. <b>Colors:</b> Black/Char Black base	1234.00	1	56.0	5.27	*	100
4448A-BLK01	Mid-back, Black Eco leather (PU) upholstery, polished aluminum arms with scuff-resistant arm pads, 5 position tilt lock, tilt tension control, pneumatic seat height adjustment, polished aluminum 27" base, dual wheel casters. Seat: 19 <sup>1</sup> / <sub>8</sub> "D x 20 <sup>1</sup> / <sub>2</sub> "W x 17 <sup>1</sup> / <sub>8</sub> "-20 <sup>1</sup> / <sub>2</sub> "H. <b>Colors:</b> Black Eco leather/Aluminum base	1483.00	1	54.0	7.22	*	150
4449A-BLK01	High-back, Black Eco leather (PU) upholstery, polished aluminum arms with scuff-resistant arm pads, 5 position tilt lock, tilt tension control, pneumatic seat height adjustment, polished aluminum 27" base, dual wheel casters. Seat: 19 <sup>1</sup> / <sub>8</sub> "D x 20 <sup>1</sup> / <sub>2</sub> "W x 17 <sup>1</sup> / <sub>8</sub> "-20 <sup>1</sup> / <sub>2</sub> "H. <b>Colors:</b> Black Eco leather/Aluminum base	1732.00	1	59.0	7.45	*	150

## MESH-BACK OFFICE CHAIRS



4435A-BLK182-BLK01	Management chair, mesh-back, pneumatic seat-height adjustment, 2-to-1 synchro-tilt, adjustable height arms. Black. <b>Colors:</b> Black seat/Char Black base	960.00	1	41.0	5.28		100
--------------------	---	--------	---	------	------	--	-----



**MADE-TO-ORDER TABLE OF CONTENTS**

**CLASSROOM FURNITURE**

**PAGES 36-75**

**TABLES**

**PAGES 76-110**

**CAFE TABLES AND SEATING**

**PAGES 111-116**

**LIBRARY FURNITURE & EQUIPMENT**

**PAGES 117-120**

**ART FURNITURE & EQUIPMENT**

**PAGE 121**

**EARLY CHILDHOOD FURNITURE & EQUIPMENT**

**PAGES 122-125**

**MULTI-PURPOSE CHAIRS**

**PAGES 126-131**

**PRESENTATION FURNITURE & EQUIPMENT**

**PAGES 132-133**

**BUILDING SERVICES**

**PAGES 134-135**

**OFFICE & ADMINISTRATION FURNITURE**

**PAGES 136-161**

**HANDLING & STORAGE EQUIPMENT**

**PAGES 162-163**

**OPTIONAL ACCESSORIES**

**PAGE 164**

**PRODUCT INDEX**

**PAGES 165-169**

**GENERAL INFORMATION** (*Stacking Guidelines, Care & Use, Warranty, and much more*)

**PAGES 170-171**

**VIRCO AND THE ENVIRONMENT** (*Greenguard®, Leed®, Take-Back Program, and much more*) **PAGES 172-173**



# 2017 MADE-TO-ORDER PRODUCT LISTINGS

Pages 36-164



In this section you will find the full selection of Virco models. Models that have available versions in the QUICK SHIP or CLASSROOM BASICS selections are noted. All other models can ship within 4-6 weeks. During our peak season, July and August, some product combinations may take longer.

- Expanded products and color combinations.
- MADE-TO-ORDER models are usually ready within 4 - 6 weeks from order placement.
- Virco's full palette of standard colors and finishes as shown on pages xi - xii of this price list
- Optional upholstery listed on page xiii may be subject to extended lead-times depending on the material suppliers inventory and/or production schedule.

# CLASSROOM FURNITURE

SOLD IN FULL CARTONS ONLY

Model No.	Quick Ship	Classroom Basics	Description	Unit Price F.O.B. Warehouse	Units Per Carton	Unit Weight	Unit Cube	Fed Ex.	Freight Class
-----------	------------	------------------	-------------	-----------------------------	------------------	-------------	-----------	---------	---------------

## 2000 SERIES - 4-Leg Stack Chairs

Tubular steel frame, one-piece molded polypropylene shell, nylon-base swivel glides. Optional configurations include a bookrack, extra-large shell, ganging device, and seat and back pads for 18" seat height only. Optional steel-base and felt-base glides are available. Metal surfaces are available chromed or with a powder coat finish.



2012	✓ pg. 2	✓ pg. 15	12" seat height.	90.00	4	6.5	1.38		150
2014	✓ pg. 2	✓ pg. 15	14" seat height.	90.00	4	7.0	1.51		150
2016	✓ pg. 2	✓ pg. 15	16" seat height.	103.00	4	8.0	2.42		150
2018	✓ pg. 2	✓ pg. 15	18" seat height.	108.00	4	10.9	2.46	*	150

**Optional Configurations** - Available with a 4 - 6 weeks lead time unless stated otherwise.

Bookrack - Add "BR" to model no. (e.g., 2018BR). Available on 18" seat height chairs only.	+ 30.00	
Extra-Large Seat - Add "EL" to model no. (e.g., 2018EL). Available on 18" seat height chairs only.	+ 25.00	
Ganging Device - Add "G" to model no. (e.g., 2018G) (Min. order -100). Available on 18" seat height chairs only.	+ 22.00	
Padded Seat - Add "P" to model no. (e.g., 2018P). Available on 18" seat height chairs only.	+ 55.00	

## 2000 SERIES - Sled-Based Stack Chairs

Tubular steel sled-based legs, one-piece, molded polypropylene shell. Metal surfaces are available chromed or with a powder coat finish. For use on carpeted surfaces only.



2612			12" seat height.	118.00	4	7.2	1.38	*	150
2614			14" seat height.	118.00	4	7.6	1.52	*	150
2616			16" seat height.	133.00	4	9.7	1.95	*	150
2618		✓ pg. 15	18" seat height.	137.00	4	11.7	2.78	*	250

## 2000 SERIES - Mobile Task Chairs

Tubular steel legs, one-piece, molded polypropylene shell, four 2" dual-wheel swivel casters. Optional configurations include an extra-large shell, and seat and back pads. An optional 4-pack of soft-wheel casters is available. Metal surfaces are available chromed or with a powder coat finish. For use on both carpeted and non-carpeted floors.



2050		✓ pg. 15	18½" seat height.	158.00	2	13.9	5.29	*	150
U9050CAST			Optional Soft-Wheel Casters (4 pack)	71.00	1	1.0	0.09		65

**Optional Configurations** - Available with a 4 - 6 weeks lead time unless stated otherwise.

Extra-Large Seat - Add "EL" to model no. (e.g., 2050EL).	+ 25.00	
Padded Seat - Add "P" to model no. (e.g., 2050P).	+ 55.00	

## 2000 SERIES - Mobile Task Chairs (Adjustable-Height)

One-piece molded polypropylene shell, a pneumatic cylinder. Chairs with seat and back pads consist of polyurethane foam covered with fabric. Chair swivels 360°. Pedestal base has a five-prong construction. Five 2" diameter, dual-wheel, hooded swivel casters. Seat height adjusts from 18¼" to 22½". An optional 5-pack of fixed glides and 5-pack of soft-wheel casters are available.



2260PGC			Mobile task chair, upholstered seat and back pads.	448.00	1	23.1	4.82		100
2260ELGC			Mobile task chair, extra-large seat.	418.00	1	23.0	5.19		150
UGLIDE			Optional Fixed Glides (5 pack).	48.00	1	1.0	0.09		150
U9024CAST			Optional Soft-Wheel Casters (5 pack).	71.00	1	1.3	0.09		65

**Optional Configurations** - Available with a 4 - 6 weeks lead time unless stated otherwise.

Extra-Large Seat - Add "EL" to model no. (e.g., 2260ELPGC). (Available for Model 2260PGC)	+ 25.00	
---	---------	--



Products on this page are Greenguard® certified.

Virco®

# CLASSROOM FURNITURE

SOLD IN FULL CARTONS ONLY

Model No.	Quick Ship	Classroom Basics	Description	Unit Price F.O.B. Warehouse	Units Per Carton	Unit Weight	Unit Cube	Fed Ex.	Freight Class
-----------	------------	------------------	-------------	-----------------------------	------------------	-------------	-----------	---------	---------------

## 2000 SERIES - Lab Stools

One-piece molded polypropylene shell, a pneumatic cylinder. An optional configuration includes seat and back pads. Chair swivels 360°. Pedestal base has a five-prong construction. Adjustable 18" diameter Chrome foot ring. Five 2" diameter, dual-wheel, hooded swivel casters. Seat height adjusts from 22½" to 30¼"; the footring is adjustable from 8⅝" to 14¼". The overall height is adjustable from 36½" to 44¼". Optional 5-pack of fixed glides and 5-pack of soft-wheel casters are available.



2260ELGCLS			Lab stool, extra-large seat.	493.00	1	28.9	4.82	*	100
UGLIDE			Optional Fixed Glides (5 pack).	48.00	1	1.0	0.09		150
U9024CAST			Optional Soft-Wheel Casters (5 pack).	71.00	1	1.3	0.09		65

**Optional Configurations** - Available with a 4 - 6 weeks lead time unless stated otherwise.

Padded Seat - Add "P" to model no. (e.g., 2260ELPGCLS).

+ 55.00

## 2000 SERIES - Chair Desks

Tubular steel frame, one-piece molded polypropylene shell. Models are available a particleboard-core high-pressure laminate work surface with beveled and lacquer-sealed edges. Optional configurations include an extra-large shell, an FRW™ hard plastic work surface, a plywood-core high-pressure laminate work surface with beveled and lacquer-sealed edges, and work surfaces with a urethane-based Sure Edge® finish. Available with or without a steel-rod bookrack. Nylon-base swivel glides. Optional steel-base and felt-base glides are available. Metal surfaces are available chromed or with a powder coat finish.



2400BR		✓ pg. 15	18" x 24" laminate top, bookrack.	349.00	2	33.5	9.60		300
2400NBR		✓ pg. 15	18" x 24" laminate top, no bookrack.	319.00	2	31.2	9.60		300
2700BR			12" x 20" x 25" laminate top, bookrack.	332.00	2	27.6	8.98		300



**Optional Configurations** - Available with a 4 - 6 weeks lead time unless stated otherwise.

Extra-Large Seat - Add "EL" to model no. (e.g., 2400ELBR).

+ 25.00

Hard Plastic Top (18" x 24") - Add "M" to model no. (e.g., 2400BRM).

+ 50.00

Hard Plastic Top (12" x 20" x 25") - Add "M" to model no. (e.g., 2700BRM).

+ 50.00

Plywood Top (18" x 24") - Add "PL" to model no. (e.g., 2400BRPL).

+ 60.00

Sure Edge Finish (18" x 24") - Add "AE" to model no. (e.g., 2400BRAE).

+ 40.00

## 2000 SERIES - Sled-Based Chair Desks (18" x 24" Top)

Tubular steel frame, one-piece molded polypropylene shell. A convenient double-entry configuration allows easy seat access from either side of the unit. Models are available a particleboard-core high-pressure laminate work surface with beveled and lacquer-sealed edges. Optional configurations include an extra-large shell, an FRW™ hard plastic work surface, a plywood-core high-pressure laminate work surface with beveled and lacquer-sealed edges, and work surfaces with a urethane-based Sure Edge® finish. Available with or without a steel-rod bookrack. Four snap-on nylon glides. Metal surfaces are available chromed.



2440BR			Laminate top, bookrack.	448.00	1	45.8	17.17		300
2440NBR			Laminate top, no bookrack.	418.00	1	43.5	17.17		Call

**Optional Configurations** - Available with a 4 - 6 weeks lead time unless stated otherwise.

Extra-Large Seat - Add "EL" to model no. (e.g., 2440ELBR).

+ 25.00

Hard Plastic Top - Add "M" to model no. (e.g., 2440BRM).

+ 50.00

Plywood Top - Add "PL" to model no. (e.g., 2440BRPL).

+ 60.00

Sure Edge Finish - Add "AE" to model no. (e.g., 2440BRAE).

+ 40.00

## HOW TO ORDER:

- Plastic, top and frame finish colors and color codes are listed on pages xi-xii.
- To order chairs, specify the model number, plastic seat and frame finish color codes (e.g., 2012-BLU40-CHRM).
- To order chairs with upholstered seat and back pads, specify the model number, plastic seat, upholstery and frame finish color codes (e.g., 2018P-GRN75-GRN203-CHRM).
- To order task chairs with four legs, specify the model number, plastic seat and frame finish color codes (e.g., 2050-GRN75-CHRM).
- To order task chairs with four legs, upholstered seat and back pads, specify the model number, plastic seat, upholstery and frame finish color codes (e.g., 2050P-RED50-RED201-CHRM).
- To order task and lab stools with bases, specify the model number, plastic seat and base color codes (e.g., 2260ELGC-GRN75-BLK01).
- To order task and lab stools with bases, upholstered seat and back pads, specify the model number, plastic seat, upholstery, frame and base color codes (e.g., 2260ELPGCLS-BLU51-BLU204-BLK01).
- To order combo units, specify the model number, plastic seat, top and frame finish color codes (e.g., 2400BR-BLU40-OAK084CLR-CHRM).
- Glide Options:
  - Felt-Base Glides - Add "FG" to model no. (e.g. 2018FG)
  - Steel-Base Glides - Add "SG" to model no. (e.g. 2018SG)



# CLASSROOM FURNITURE

SOLD IN FULL CARTONS ONLY

Model No.	Quick Ship	Classroom Basics	Description	Unit Price F.O.B. Warehouse	Units Per Carton	Unit Weight	Unit Cube	Fed Ex.	Freight Class
-----------	------------	------------------	-------------	-----------------------------	------------------	-------------	-----------	---------	---------------

## I.Q.® SERIES - 4-Leg Stack Chairs

Tubular steel frame, one-piece, molded polypropylene shell. The I.Q. chair shell is ergonomically contoured for comfort and flexes to accommodate different body types. Optional configurations include a ganging device for 17½" seat height chairs and a flame retardant additive. The flame retardant additive has been tested and meet the acceptance criteria of California TB-133. Compliance with 527 CMR, Section 29 requires regulated seating (including molded seating) to meet the flammability test criteria of California TB-133. Nylon-base swivel glides. Optional steel-base and felt-base glides are available. The chair's metal surfaces are available chromed or with a powder coat finish.



264513			13" seat height	183.00	5	9.4	1.67		Call
264515			15½" seat height	197.00	5	11.6	2.09		Call
264517			17½" seat height	242.00	4	15.3	3.23		150

**Optional Configurations** - Available with a 4 - 6 weeks lead time unless stated otherwise.

Flame Retardant Additive - Add "FR" to model no. (e.g., 264517FR)	+ 40.00	
Ganging Device - Add "G" to model no. (e.g., 264517G) (Min. order -100). Available on 17" seat height chairs only.	+ 22.00	

## I.Q.® SERIES - Sled-Based Stack Chairs

Tubular steel frame, one-piece molded polypropylene shell. The I.Q. chair shell is ergonomically contoured for comfort and flexes to accommodate different body types. The chair has a flexible bumper to prevent contact between the plastic shell and the metal frame. Optional configurations include a ganging device for 17½" seat height chairs. Four nylon glides. The chair's metal surfaces are available chromed or with a powder coat finish. Standard with Chrome frame and Blueberry, Graphite, Navy or Wine seat only.



264613			13" seat height.	216.00	5	9.5	1.29		Call
264615			15½" seat height	227.00	5	12.5	2.08		Call
264617			17½" seat height	271.00	4	16.0	3.05		150

**Optional Configurations** - Available with a 4 - 6 weeks lead time unless stated otherwise.

Ganging Device - Add "G" to model no. (e.g., 264617G) (Min. order -100). Available on 17" seat height chairs only.	+ 22.00	
--	---------	--

## I.Q.® SERIES - Mobile Task Chairs (Adjustable-Height)

One-piece molded polypropylene shell and pneumatic mechanism for easy seat-height adjustment. Chair swivels 360°. Pedestal base has a five-prong construction. Five 2" hooded swivel casters that enable use on both carpeted and non-carpeted floors. Optional 5-pack of fixed glides and 5-pack of soft-wheel casters are available.



266015GC			13"-16" seat height.	482.00	1	18.1	3.73		100
266017GC			16"-20½" seat height	527.00	1	26.1	5.19		100
UGLIDE			Optional Fixed Glides (5 pack).	48.00	1	1.0	0.09		150
U9024CAST			Optional Soft-Wheel Casters (5 pack).	71.00	1	1.3	0.09		65

## I.Q.® SERIES - Lab Stools

One-piece molded polypropylene shell, a pneumatic cylinder. Chair swivels 360°. Pedestal base has a five-prong construction. Adjustable 18" diameter Chrome footring. Five 2" diameter, dual-wheel, hooded swivel casters. Seat height adjusts from 19" to 26½"; the footring is adjustable from 8" to 14". Optional 5-pack of fixed glides and 5-pack of soft-wheel casters are available.



266017GCLS			Lab stool	602.00	1	28.9	4.82		Call
UGLIDE			Optional Fixed Glides (5 pack).	48.00	1	1.0	0.09		150
U9024CAST			Optional Soft-Wheel Casters (5 pack).	71.00	1	1.3	0.09		65

## I.Q.® SERIES - Chair Desks (14½" x 21" Top)

Tubular steel frame, one-piece molded polypropylene shell. Models are available with a particleboard-core high-pressure laminate work surface with beveled and lacquer-sealed edges. Optional configurations include a left-handed work surface. Optional steel-base and felt-base glides are available. Metal surfaces are available chromed or with a powder coat finish. Seat height is 17½".



2645TAF			Right handed, no bookrack.	476.00	1	28.8	14.13		Call
---------	--	--	----------------------------	--------	---	------	-------	--	------

**Optional Configurations** - Available with a 4 - 6 weeks lead time unless stated otherwise.

Left-Hand Work Surface - Add "LF" to model no. (e.g., 2645TAF LF).	No Upcharge	
--	-------------	--

## I.Q.® SERIES - Sled-Based Chair Desks (18½" x 25" Top)

Tubular steel frame, one-piece molded polypropylene shell. A convenient double-entry configuration allows easy seat access from either side of the unit. Models are available with a plywood-core high-pressure laminate work surface with beveled and lacquer-sealed edges. Optional configurations include an FRW™ hard plastic work surface. Available with or without a steel-rod bookrack. Four snap-on nylon glides. Metal surfaces are available chromed. Seat height is 17½".



267017BR			Laminate top, bookrack.	630.00	1	47.9	19.11		Call
267017NBR			Laminate top, no bookrack.	600.00	1	45.5	19.11		Call

**Optional Configurations** - Available with a 4 - 6 weeks lead time unless stated otherwise.

Hard Plastic Top - Add "M" to model no. (e.g., 267017BRM).	+ 50.00	
--	---------	--



Products on this page are Greenguard® certified.

Virco®

# CLASSROOM FURNITURE

SOLD IN FULL CARTONS ONLY

Model No.	Quick Ship	Classroom Basics	Description	Unit Price F.O.B. Warehouse	Units Per Carton	Unit Weight	Unit Cube	Fed Ex.	Freight Class
-----------	------------	------------------	-------------	-----------------------------	------------------	-------------	-----------	---------	---------------

## I.Q.® SERIES - Student Desks

Student desk features an adjustable-height work surface and an open-front book box. 28" x 21 3/4" work surface. Models are available with a plywood-core high-pressure laminate work surface with beveled and lacquer-sealed edges. Optional configurations include an FRW™ hard plastic work surface. Legs adjust work surface height from 22 1/4" to 30 1/4" in one-inch increments. The book box is fixed and consist of injection-molded polypropylene that measures 22"W x 15"D x 5"H. Each leg have a nylon-base swivel glide with an injection-molded, polypropylene sleeve. Optional steel-base and felt-base glides are available. The desk's standard upper frame is available with a powder coat finish. Standard lower legs shall be fully chromed. Dimensions: 28"W x 21 3/4"D x 22 1/4" to 30 1/4"H.



2800PN			Laminate top	542.00	2	32.5	4.69	*	85
--------	--	--	--------------	--------	---	------	------	---	----

**Optional Configurations** - Available with a 4 - 6 weeks lead time unless stated otherwise.

Hard Plastic Top - Add "M" to model no. (e.g., 2800PNM).	+ 60.00								
--	---------	--	--	--	--	--	--	--	--

### HOW TO ORDER:

- Plastic, top and frame finish colors and color codes are listed on pages xi-xii.
- To order chairs, specify the model number, plastic seat and frame finish color codes (e.g., 264513-RED50-CHRM).
- To order task and lab stools, specify the model number, plastic seat and base color codes (e.g., 266017GC-RED70-BLK01).
- To order combo units, specify the model number, plastic seat, top and frame finish color codes (e.g., 267017BR-BLU40-OAK084CLR-CHRM).
- To order student desks, specify the model number, book box, top and frame finish color codes (e.g., 2800PN-RED50-MPL385CLR-GRY02).
- Glide Options:
  - Felt-Base Glides - Add "FG" to model no. (e.g. 264517FG)
  - Steel-Base Glides - Add "SG" to model no. (e.g. 264517SG)

## 3000 SERIES - 4-Leg Stack Chairs

Tubular steel frame, molded Martest® 21 or Fortified Recycled Wood™ (FRW™) hard plastic seat and back, nylon-base swivel glides. Optional steel-base and felt-base glides are available. Metal surfaces are available chromed or with a powder coat finish.



3012	✓ pg. 2	✓ pg. 15	12" seat height	192.00	4	11.1	1.38		150
3014	✓ pg. 2	✓ pg. 15	14" seat height	192.00	4	14.6	1.90		150
3016	✓ pg. 2	✓ pg. 15	16" seat height	206.00	4	15.6	2.17		150
3018	✓ pg. 2	✓ pg. 15	18" seat height	211.00	4	19.8	2.89		150

## 3000 SERIES - Mobile Task Chairs (Adjustable-Height)

Martest® 21 or Fortified Recycled Wood™ (FRW™) hard plastic seat and back, pneumatic cylinder. Chair swivels 360°. Pedestal base has a five-prong construction. Five 2" diameter, dual-wheel, hooded swivel casters. Seat height adjusts from 18" to 22 3/4". Optional 5-pack of fixed glides and 5-pack of soft-wheel casters are available.



3860GC		✓ pg. 15	Task chair	496.00	1	28.1	4.82		100
UGLIDE			Optional Fixed Glides (5 pack).	48.00	1	1.0	0.09		150
U9024CAST			Optional Soft-Wheel Casters (5 pack).	71.00	1	1.3	0.09		65

## 3000 SERIES - Lab Stools (Adjustable-Height)

Martest® 21 or Fortified Recycled Wood™ (FRW™) hard plastic seat and back, a pneumatic cylinder. Chair swivels 360°. Pedestal base has a five-prong construction. Adjustable 18" diameter Chrome footring. Five 2" diameter, dual-wheel, hooded swivel casters. Seat height adjusts from 21" to 28 3/4"; the footring is adjustable from 8 3/8" to 14 1/4". The overall height of this unit adjusts from 33 1/2" to 41 1/4". Optional 5-pack of fixed glides and 5-pack of soft-wheel casters are available.



3860GCLS			Lab stool	571.00	1	34.9	4.82		150
UGLIDE			Optional Fixed Glides (5 pack).	48.00	1	1.0	0.09		150
U9024CAST			Optional Soft-Wheel Casters (5 pack).	71.00	1	1.3	0.09		65

## 3000 SERIES - Lab Stools

Tubular steel frame, molded Martest® 21 or Fortified Recycled Wood™ (FRW™) hard plastic seat and back. Self-returning swivel seat rotates approximately 180°. Nylon-base swivel glides. Optional steel-base and felt-base glides are available. Metal surfaces are available chromed or with a powder coat finish.



3818LS			18" seat height.	796.00	1	29.9	6.44		150
3821LS			21" seat height.	810.00	1	30.4	7.07		150

3000 Series continued on page 40.



Products on this page are Greenguard® certified.

# CLASSROOM FURNITURE

SOLD IN FULL CARTONS ONLY

Model No.	Quick Ship	Classroom Basics	Description	Unit Price F.O.B. Warehouse	Units Per Carton	Unit Weight	Unit Cube	Fed. Ex.	Freight Class
-----------	------------	------------------	-------------	-----------------------------	------------------	-------------	-----------	----------	---------------

## 3000 SERIES - Chair Desks

Tubular steel frame, Martest® 21 or Fortified Recycled Wood™ (FRW™) hard plastic seat and back. Models are available with an FRW™ hard plastic work surface, or a particle-board-core high-pressure laminate work surface with beveled and lacquer-sealed edges. Optional configurations include work surfaces that have an urethane-based Sure Edge® finish. Available with or without a steel-rod bookrack. Nylon-base swivel glides. Optional steel-base and felt-base glides are available. Metal surfaces are available chromed or with a powder coat finish.



3400BRM	✓ pg. 2	✓ pg. 15	18" x 24" hard plastic top, bookrack	470.00	2	46.4	8.98		300
3400NBRM		✓ pg. 15	18" x 24" hard plastic top, no bookrack	440.00	2	45.9	8.98		300
3400BRL			18" x 24" laminate top, bookrack.	420.00	2	42.1	8.98		300
3400NBRL			18" x 24" laminate top, no bookrack.	390.00	2	41.2	8.98		300
3400LABRM		✓ pg. 15	18" x 21" x 30" hard plastic top, bookrack	485.00	2	49.2	8.98		300
3400LANBRM			18" x 21" x 30" hard plastic top, no bookrack	455.00	2	47.7	8.98		300
3400LABRL			18" x 21" x 30" laminate top, bookrack.	435.00	2	45.9	8.98		300
3400LANBRL			18" x 21" x 30" laminate top, no bookrack.	405.00	2	44.8	8.98		Call
3700BRM	✓ pg. 2	✓ pg. 15	14½" x 20" x 28" hard plastic top, bookrack	462.00	2	38.9	8.98		300
3700BRL			14½" x 20" x 28" laminate top, bookrack.	412.00	2	36.1	8.98		300

**Optional Configurations** - Available with a 4 - 6 weeks lead time unless stated otherwise.

Sure Edge Finish (18" x 24") - Add "AE" to model no. (e.g., 3400BRLAE).

+ 40.00

## 3000 SERIES - Sled-Based Chair Desks

Tubular steel frame, Martest® 21 or Fortified Recycled Wood™ (FRW™) hard plastic seat and back. Double-entry configuration allows easy seat access from either side of the unit. Models are available with an FRW™ hard plastic work surface, or a particleboard-core high-pressure laminate work surface with beveled and lacquer-sealed edges. Optional configurations include work surfaces that have an urethane-based Sure Edge® finish. Available with or without a steel-rod bookrack. Four snap-on nylon glides. Metal surfaces are available chromed.



3640BRM		✓ pg. 15	18" x 24" hard plastic top, bookrack	711.00	1	55.0	17.17		300
3640NBRM			18" x 24" hard plastic top, no bookrack.	681.00	1	52.7	17.17		300
3640BRL			18" x 24" laminate top, bookrack.	661.00	1	53.1	17.17		300
3640NBRL			18" x 24" laminate top, no bookrack.	631.00	1	50.8	17.17		Call

**Optional Configurations** - Available with a 4 - 6 weeks lead time unless stated otherwise.

Sure Edge Finish - Add "AE" to model no. (e.g., 3640BRLAE).

+ 40.00

### HOW TO ORDER:

- Plastic, top and frame finish colors and color codes are listed on pages xi-xiii.
- To order chairs, specify the model number, plastic seat and frame finish color codes (e.g., 3012-BLU51-CHRM).
- To order task and lab stools, specify the model number, plastic seat and base color codes (e.g., 3860GC-BLU51-BLK01).
- To order combo units, specify the model number, plastic seat, top and frame finish color codes (e.g., 3400BRM-BLU51-BRN96-CHRM).
- **Glides Options:**
  - Felt-Base Glides - Add "FG" to model no. (e.g. 3400BRMFG)
  - Steel-Base Glides - Add "SG" to model no. (e.g. 3400BRMSG)



# CLASSROOM FURNITURE

SOLD IN FULL CARTONS ONLY

Model No.	Quick Ship	Classroom Basics	Description	Unit Price F.O.B. Warehouse	Units Per Carton	Unit Weight	Unit Cube	Fed Ex.	Freight Class
-----------	------------	------------------	-------------	-----------------------------	------------------	-------------	-----------	---------	---------------

## 3300 SERIES - 4-Leg Chairs

Tubular steel frame, molded Martest® 21 or Fortified Recycled Wood™ (FRW™) hard plastic seat and back. Optional configurations include an X-Brace for 16" and 18" chairs, and a bookrack for 18" chairs. Nylon-base swivel glides. Optional steel-base and felt-base glides are available. Metal surfaces are available chromed or with a powder coat finish.



3312			12" seat height.	231.00	2	14.3	2.43		150
3314			14" seat height.	231.00	2	16.5	2.90		150
3316			16" seat height.	247.00	2	19.8	3.93		150
3318			18" seat height.	253.00	2	20.0	4.80		150

**Optional Configurations** - Available with a 4 - 6 weeks lead time unless stated otherwise.

X-Brace - Add "XB" to model no. (e.g., 3316XB). Available on 16" and 18" seat height chairs only.

+ 30.00

Bookrack - Add "BR" to model no. (e.g., 3318BR). Available on 18" seat height chairs only.

+ 30.00

### HOW TO ORDER:

- Plastic and frame finish colors and color codes are listed on pages xi-xii.
- To order chairs, specify the model number, plastic seat and frame finish color codes (e.g., 3318-BLK01-CHRM).
- Glide Options:
  - Felt-Base Glides - Add "FG" to model no. (e.g. 3318FG)
  - Steel-Base Glides - Add "SG" to model no. (e.g. 3318SG)

## 9000 SERIES - 4-Leg Stack Chairs

Tubular steel frame, one-piece molded polypropylene shell. Optional configurations include a bookrack, ganging device, and seat and back pads for 18" seat height only. Chairs with seat and back pads consist of polyurethane foam covered with fabric. Nylon-base swivel glides. Optional steel-base and felt-base glides are available. Metal surfaces are available chromed or with a powder coat finish.



9010	✓ pg. 3	✓ pg. 16	10" seat height	90.00	4	6.5	1.04	*	150
9012	✓ pg. 3	✓ pg. 16	12" seat height	90.00	4	7.1	1.38	*	150
9014	✓ pg. 3	✓ pg. 16	14" seat height	90.00	4	7.9	1.51		150
9016	✓ pg. 3	✓ pg. 16	16" seat height	103.00	4	9.9	2.09		150
9018	✓ pg. 3	✓ pg. 16	18" seat height	108.00	4	11.6	2.61		150

**Optional Configurations** - Available with a 4 - 6 weeks lead time unless stated otherwise.

Bookrack - Add "BR" to model no. (e.g., 9018BR). Available on 18" seat height chairs only.

+ 30.00

Ganging Device - Add "G" to model no. (e.g., 9018G) (Min. order -100). Available on 18" seat height chairs only.

+ 22.00

Padded Seat - Add "P" to model no. (e.g., 9018P). Available on 18" seat height chairs only.

+ 55.00

## 9000 SERIES - Sled-Based Stack Chairs

Tubular steel sled-based legs, one-piece, molded polypropylene shell. Metal surfaces are available chromed or with a powder coat finish. For use on carpeted surfaces only.



9612			12" seat height	118.00	4	7.2	1.37		150
9614		✓ pg. 16	14" seat height	118.00	4	7.5	1.51		Call
9616		✓ pg. 16	16" seat height	133.00	4	9.2	1.89		150
9618		✓ pg. 16	18" seat height	137.00	4	9.8	2.78	*	250

9000 Series continued on page 42.



# CLASSROOM FURNITURE

SOLD IN FULL CARTONS ONLY

Model No.	Quick Ship	Classroom Basics	Description	Unit Price F.O.B. Warehouse	Units Per Carton	Unit Weight	Unit Cube	Fed Ex.	Freight Class
-----------	------------	------------------	-------------	-----------------------------	------------------	-------------	-----------	---------	---------------

## 9000 SERIES - Mobile Task Chairs

Tubular steel legs, one-piece, molded polypropylene shell, four 2" dual-wheel swivel casters. Optional configurations include seat and back pads. Chairs with seat and back pads consist of polyurethane foam covered with fabric. An optional 4-pack of soft-wheel casters is available. Metal surfaces are available chromed or with a powder coat finish. For use on both carpeted and non-carpeted floors.



9050		✓ pg. 16	18" seat height	158.00	2	14.0	5.29	*	150
U9050CAST			Optional Soft-Wheel Casters (4 pack)	71.00	1	1.0	0.09		65

**Optional Configurations** - Available with a 4 - 6 weeks lead time unless stated otherwise.

Padded Seat - Add "P" to model no. (e.g., 9050P).

+ 55.00

## 9000 SERIES - Mobile Task Chairs (Adjustable-Height)

One-piece molded polypropylene shell, a pneumatic cylinder. Models are available with seat and back pads consisting of polyurethane foam covered with fabric. Chair swivels 360°. Pedestal base has a five-prong construction. Five 2" diameter, dual-wheel, hooded swivel casters. Seat height adjusts from 18" to 22½". The overall height is adjustable from 30¼" to 34¾". Optional 5-pack of fixed glides and 5-pack of soft-wheel casters are available.



9260PGC		✓ pg. 16	18" to 22½" seat height, upholstered seat and back pads.	448.00	1	21.1	4.82		100
UGLIDE			Optional Fixed Glides (5 pack).	48.00	1	1.0	0.09		150
U9024CAST			Optional Soft-Wheel Casters (5 pack).	71.00	1	1.3	0.09		65

## 9000 SERIES - Lab Stools

One-piece molded polypropylene shell, a pneumatic cylinder. Chair swivels 360°. Pedestal base has a five-prong construction. Adjustable 18" diameter Chrome footing. Five 2" diameter, dual-wheel, hooded swivel casters. Seat height adjusts from 20¾" to 28½"; the footing is adjustable from 8¾" to 14½". The overall height is adjustable from 33¾" to 41¼". Optional 5-pack of fixed glides and 5-pack of soft-wheel casters are available.



9260GCLS			20¾" to 28½" seat height	468.00	1	27.2	4.82		100
UGLIDE			Optional Fixed Glides (5 pack).	48.00	1	1.0	0.09		150
U9024CAST			Optional Soft-Wheel Casters (5 pack).	71.00	1	1.3	0.09		65

## 9000 SERIES - Chair Desks

Tubular steel frame, one-piece molded polypropylene shell. Models are available a particleboard-core high-pressure laminate work surface with beveled and lacquer-sealed edges. Optional configurations include an FRW™ hard plastic work surface, a plywood-core high-pressure laminate work surface with beveled and lacquer-sealed edges, and work surfaces with a urethane-based Sure Edge® finish. Available with or without a steel-rod bookrack. Nylon-base swivel glides. Optional steel-base and felt-base glides are available. Metal surfaces are available chromed or with a powder coat finish.



9400BR	✓ pg. 3	✓ pg. 16	18" x 24" laminate top, bookrack.	349.00	2	34.5	8.98		300
9400NBR		✓ pg. 16	18" x 24" laminate top, no bookrack.	319.00	2	32.6	8.98		300
9400LABR		✓ pg. 16	15" x 24" x 30" laminate top, bookrack	364.00	2	36.8	8.98		300
9400LANBR			15" x 24" x 30" laminate top, no bookrack	333.00	2	35.8	8.98		300
9700BR	✓ pg. 3	✓ pg. 16	20" x 25½" x 12" laminate top, bookrack	332.00	2	27.5	8.98		300
9700BRLH			20" x 25½" x 12" laminate top, bookrack, left-handed	332.00	2	27.5	8.98		300

**Optional Configurations** - Available with a 4 - 6 weeks lead time unless stated otherwise.

Hard Plastic Top - Add "M" to model no. (e.g., 9400BRM).

+ 50.00

Plywood Top (18" x 24") - Add "PL" to model no. (e.g., 9400BRPL).

+ 60.00

Sure Edge Finish (18" x 24") - Add "AE" to model no. (e.g., 9400BRAE).

+ 40.00





# CLASSROOM FURNITURE

SOLD IN FULL CARTONS ONLY

Model No.	Quick Ship	Classroom Basics	Description	Unit Price F.O.B. Warehouse	Units Per Carton	Unit Weight	Unit Cube	Fed Ex.	Freight Class
-----------	------------	------------------	-------------	-----------------------------	------------------	-------------	-----------	---------	---------------

## 9000 SERIES - Sled-Based Chair Desks

Tubular steel frame, one-piece molded polypropylene shell. A convenient double-entry configuration allows easy seat access from either side of the unit. Models are available a particleboard-core high-pressure laminate work surface with beveled and lacquer-sealed edges. Optional configurations include an FRW™ hard plastic work surface, a plywood-core high-pressure laminate work surface with beveled and lacquer-sealed edges, and work surfaces with a urethane-based Sure Edge® finish. Available with or without a steel-rod bookrack. Four snap-on nylon glides. Metal surfaces are available chromed.



9640BR		✓ pg. 16	18" x 24" laminate top, bookrack	448.00	1	42.7	17.17		300
9640NBR			18" x 24" laminate top, no bookrack	418.00	1	40.4	17.17		300

**Optional Configurations** - Available with a 4 - 6 weeks lead time unless stated otherwise.

Hard Plastic Top - Add "M" to model no. (e.g., 9640BRM).	+ 50.00
Plywood Top - Add "PL" to model no. (e.g., 9640BRPL).	+ 60.00
Sure Edge Finish - Add "AE" to model no. (e.g., 9640BRAE).	+ 40.00

### HOW TO ORDER:

- Plastic, top and frame finish colors and color codes are listed on pages xi-xii.
- To order chairs, specify the model number, plastic seat and frame finish color codes (e.g., 9012-RED70-CHRM).
- To order chairs with upholstered seat and back pads, specify the model number, plastic seat, upholstery and frame finish color codes (e.g., 9018P-BLU51-BLU204-CHRM).
- To order task chairs with four legs, specify the model number, plastic seat and frame finish color codes (e.g., 9050-GRN75-CHRM).
- To order task chairs with four legs, upholstered seat and back pads, specify the model number, plastic seat, upholstery and frame finish color codes (e.g., 9050P-BLU51-BLU204-CHRM).
- To order task and lab stools with bases, specify the model number, plastic seat, frame and base color codes (e.g., 9260GCLS-BLU51-BLK01).
- To order task and lab stools with bases, upholstered seat and back pads, specify the model number, plastic seat, upholstery, frame and base color codes (e.g., 9260PGC-BLU51-BLU204-BLK01).
- To order combo units, specify the model number, plastic seat, top and frame finish color codes (e.g., 9400BR-BLU40-MPL385CLR-CHRM).
- Glide Options:
  - Felt-Base Glides - Add "FG" to model no. (e.g. 9018FG)
  - Steel-Base Glides - Add "SG" to model no. (e.g. 9018SG)

## ANALOGY™ SERIES - 4-Leg Stack Chairs

Tubular steel frame and ergonomically contoured polypropylene shell. Optional configurations include a bookrack, extra-large shell, ganging device, seat and back pads for 18" seat height only, and a flame retardant additive. The flame retardant additive has been tested and meet the acceptance criteria of California TB-133. Compliance with 527 CMR, Section 29 requires regulated seating (including molded seating) to meet the flammability test criteria of California TB-133. Nylon-base swivel glides. Optional steel-base and felt-base glides are available. Metal surfaces are available chromed or with a powder coat finish.



AN12			12" seat height.	130.00	5	8.2	1.45		150
AN14	✓ pg. 3	✓ pg. 16	14" seat height.	130.00	5	8.4	1.54		150
AN16	✓ pg. 3	✓ pg. 16	16" seat height.	150.00	5	11.2	2.08		150
AN18	✓ pg. 3	✓ pg. 16	18" seat height.	170.00	4	12.2	2.84		150

**Optional Configurations** - Available with a 4 - 6 weeks lead time unless stated otherwise.

Bookrack - Add "BR" to model no. (e.g., AN18BR). Available on 18" seat height chairs only.	+ 30.00
Extra-Large Seat - Add "EL" to model no. (e.g., AN18EL). Available on 18" seat height chairs only.	+ 25.00
Flame Retardant Additive - Add "FR" to model no. (e.g., AN18FR)	+ 40.00
Padded Seat - Add "P" to model no. (e.g., AN18P). Available on 18" seat height chairs only.	+ 50.00

## ANALOGY™ SERIES - 4-Leg Stack Chairs with Civitas Frame

Tubular steel frame and ergonomically contoured polypropylene shell. Optional configurations include twin-wheel, locking swivel casters. Nylon-base swivel glides. Optional steel-base and felt-base glides are available. Metal surfaces are available chromed or with a powder coat finish.



CA18EL			18" seat height, extra-large seat, Civitas leg frame.	144.00	4	14.4	3.13	*	150
--------	--	--	---	--------	---	------	------	---	-----

**Optional Configurations** - Available with a 4 - 6 weeks lead time unless stated otherwise.

Casters - Add "C" to model no. (e.g., CA18ELC).	+ 50.00
---	---------

Analogy Series continued on page 44.

# CLASSROOM FURNITURE

SOLD IN FULL CARTONS ONLY

Model No.	Quick Ship	Classroom Basics	Description	Unit Price F.O.B. Warehouse	Units Per Carton	Unit Weight	Unit Cube	Fed Ex.	Freight Class
-----------	------------	------------------	-------------	-----------------------------	------------------	-------------	-----------	---------	---------------

## ANALOGY™ SERIES - Cantilever Chairs

Tubular steel frame and ergonomically contoured polypropylene shell. Optional configurations include a bookrack for 16" and 18" seat height only, an extra-large shell, and a flame retardant additive. The flame retardant additive has been tested and meet the acceptance criteria of California TB-133. Compliance with 527 CMR, Section 29 requires regulated seating (including molded seating) to meet the flammability test criteria of California TB-133. Four nylon, swiveling, self-leveling nylon-base glides, two of which cover the ends of the frame tubes. Optional swiveling, self-leveling steel-base and felt-base glides are available. Metal surfaces are available chromed or with a powder coat finish. Standard with Graphite color glides only.



ANCANT14			13 <sup>1</sup> / <sub>8</sub> " seat height.	140.00	2	12.7	3.23		150
ANCANT16			16" seat height.	160.00	2	15.0	4.16		250
ANCANT18			17 <sup>3</sup> / <sub>8</sub> " seat height.	180.00	2	17.9	5.99		250

**Optional Configurations** - Available with a 4 - 6 weeks lead time unless stated otherwise.

Bookrack - Add "BR" to model no. (e.g., ANCANT16BR). Available on 16" and 18" seat height chairs only.	+ 30.00	
Extra-Large Seat - Add "EL" to model no. (e.g., ANCANT18EL). Available on 18" seat height chairs only.	+ 25.00	
Flame Retardant Additive - Add "FR" to model no. (e.g., ANCANT18FR)	+ 40.00	

## ANALOGY™ SERIES - Rocking Chairs

Tubular steel frame, ergonomically contoured polypropylene shell with color-coordinated glides. Four nylon glides, two of which cover the ends of the frame tubes. Recommended for use on carpeted surfaces only; however, an optional factory-installed felt strip on the bottom of each leg is available for flooring applications where a felt contact surface is appropriate. This model also has optional rear bump glides designed for environments where limited motion may be desired, such as areas for children with severe sensory integration problems or Autism. Models with the optional rear bump glides come standard with Graphite color glides. Optional configurations include an extra-large shell and a flame retardant additive. The flame retardant additive has been tested and meet the acceptance criteria of California TB-133. Compliance with 527 CMR, Section 29 requires regulated seating (including molded seating) to meet the flammability test criteria of California TB-133. Metal surfaces are available chromed.



ANROCK14			12 <sup>1</sup> / <sub>8</sub> " seat height.	156.00	2	12.5	3.23		150
ANROCK16			14 <sup>1</sup> / <sub>8</sub> " seat height.	163.00	2	14.9	4.16		150
ANROCK18			17 <sup>1</sup> / <sub>8</sub> " seat height.	186.00	2	21.7	5.95		250

**Optional Configurations** - Available with a 4 - 6 weeks lead time unless stated otherwise.

Extra-Large Seat - Add "EL" to model no. (e.g., ANROCK18EL). Available on 18" seat height chairs only.	+ 25.00	
Flame Retardant Additive - Add "FR" to model no. (e.g., ANROCK18FR)	+ 40.00	

## ANALOGY™ SERIES - Mobile Task Chairs

Ergonomically contoured polypropylene shell, a pneumatic cylinder. Chair swivels 360°. Pedestal base has a five-prong construction. Five 2" diameter, dual-wheel, hooded swivel casters. Optional configurations include an extra-large shell and a flame retardant additive. The flame retardant additive has been tested and meet the acceptance criteria of California TB-133. Compliance with 527 CMR, Section 29 requires regulated seating (including molded seating) to meet the flammability test criteria of California TB-133. Optional 5-pack of fixed glides and 5-pack of soft-wheel casters are available.



ANTASK16			12 <sup>1</sup> / <sub>2</sub> " to 15 <sup>1</sup> / <sub>2</sub> " seat height.	421.00	1	19.3	3.73		100
ANTASK18		✓ pg. 17	15 <sup>1</sup> / <sub>8</sub> " to 20 <sup>1</sup> / <sub>8</sub> " seat height.	441.00	1	24.6	4.82		100
UGLIDE			Optional Fixed Glides (5 pack).	48.00	1	1.0	0.09		150
U9024CAST			Optional Soft-Wheel Casters (5 pack)	71.00	1	1.3	0.09		65

**Optional Configurations** - Available with a 4 - 6 weeks lead time unless stated otherwise.

Extra-Large Seat - Add "EL" to model no. (e.g., ANTASK18EL). Available on model ANTASK18 only.	+ 25.00	
Flame Retardant Additive - Add "FR" to model no. (e.g., ANTASK18FR)	+ 40.00	

## ANALOGY™ SERIES - Lab Stools

Ergonomically contoured polypropylene shell, a pneumatic cylinder. Chair swivels 360°. Pedestal base has a five-prong construction. Adjustable 18" diameter Chrome footing. Five 2" diameter, dual-wheel, hooded swivel casters. Seat height adjusts from 19<sup>3</sup>/<sub>8</sub>" to 26<sup>1</sup>/<sub>8</sub>"; the footing is adjustable from 8<sup>5</sup>/<sub>8</sub>" to 14<sup>1</sup>/<sub>2</sub>". The overall height is adjustable from 33<sup>3</sup>/<sub>8</sub>" to 40<sup>3</sup>/<sub>8</sub>". Optional configurations include an extra-large shell and a flame retardant additive. The flame retardant additive has been tested and meet the acceptance criteria of California TB-133. Compliance with 527 CMR, Section 29 requires regulated seating (including molded seating) to meet the flammability test criteria of California TB-133. Optional 5-pack of fixed glides and 5-pack of soft-wheel casters are available.



ANLAB			Lab stool.	546.00	1	28.6	4.82		100
UGLIDE			Optional Fixed Glides (5 pack).	48.00	1	1.0	0.09		150
U9024CAST			Optional Soft-Wheel Casters (5 pack)	71.00	1	1.3	0.09		65

**Optional Configurations** - Available with a 4 - 6 weeks lead time unless stated otherwise.

Extra-Large Seat - Add "EL" to model no. (e.g., ANLABEL).	+ 25.00	
Flame Retardant Additive - Add "FR" to model no. (e.g., ANLABFR) (Min. order -100).	+ 40.00	



Products on this page are Greenguard® certified.

# CLASSROOM FURNITURE

SOLD IN FULL CARTONS ONLY

Model No.	Quick Ship	Classroom Basics	Description	Unit Price F.O.B. Warehouse	Units Per Carton	Unit Weight	Unit Cube	Fed Ex.	Freight Class
-----------	------------	------------------	-------------	-----------------------------	------------------	-------------	-----------	---------	---------------

## ANALOGY™ SERIES - Chair Desks (19<sup>3</sup>/<sub>8</sub>" x 25<sup>3</sup>/<sub>8</sub>" Top)

Tubular steel frame and ergonomically contoured polypropylene shell. Models are available a particleboard-core high-pressure laminate work surface with beveled and lacquer-sealed edges. Optional configurations include an extra-large shell, a left-handed work surface, an FRW™ hard plastic work surface, and work surfaces with a urethane-based Sure Edge® finish. Available right-handed or left-handed, and with or without a steel-rod bookrack and backpack hanger. Nylon-base swivel glides. Optional steel-base and felt-base glides are available. Metal surfaces are available chromed or with a powder coat finish. Seat height is 18". Overall dimensions: 36<sup>1</sup>/<sub>2</sub>"D x 25<sup>3</sup>/<sub>8</sub>"W x 32<sup>3</sup>/<sub>8</sub>"H.



ANC1			Laminate top, bookrack, right-handed.	545.00	2	32.8	10.28		300
ANC2			Laminate top, bookrack, backpack hanger, right-handed.	565.00	2	33.7	10.28		Call
ANC3			Laminate top, no bookrack, right-handed.	515.00	2	30.2	10.28		300
ANC4			Laminate top, no bookrack, backpack hanger, right-handed.	535.00	2	30.7	10.28		300

**Optional Configurations** - Available with a 4 - 6 weeks lead time unless stated otherwise.

Extra-Large Seat - Add "EL" to model no. (e.g., ANCEL1).	+ 25.00	
Hard Plastic Top - Add "M" to model no. (e.g., ANC1M).	+ 60.00	
Left-Handed - Add "LH" to model no. (e.g., ANC1LH).	No Upcharge	
Sure Edge Finish - Add "AE" to model no. (e.g., ANC1AE).	+ 60.00	

## ANALOGY™ SERIES - Chair Desks (19<sup>3</sup>/<sub>8</sub>" x 25<sup>3</sup>/<sub>8</sub>" Top) with Civitas Frame

Tubular steel frame and ergonomically contoured polypropylene shell. Models are available a particleboard-core high-pressure laminate work surface with beveled and lacquer-sealed edges. Optional configurations include an extra-large shell, a left-handed work surface, an FRW™ hard plastic work surface, and work surfaces with a urethane-based Sure Edge® finish. Available right-handed or left-handed, and with or without a steel-rod bookrack and backpack hanger. Nylon-base swivel glides. Optional steel-base and felt-base glides are available. Metal surfaces are available chromed or with a powder coat finish. Seat height is 18".



CCA1			Laminate top, bookrack, right-handed.	491.00	2	36.5	10.28		Call
CCA2			Laminate top, bookrack, backpack hanger, right-handed.	511.00	2	37.0	10.28		Call
CCA3			Laminate top, no bookrack, right-handed.	461.00	2	31.3	10.28		Call
CCA4			Laminate top, no bookrack, backpack hanger, right-handed.	481.00	2	31.8	10.28		150

**Optional Configurations** - Available with a 4 - 6 weeks lead time unless stated otherwise.

Extra-Large Seat - Add "EL" to model no. (e.g., CCA1EL).	+ 25.00	
Hard Plastic Top - Add "M" to model no. (e.g., CCA1M).	+ 60.00	
Left-Handed - Add "LH" to model no. (e.g., CCA1LH).	No Upcharge	
Sure Edge Finish - Add "AE" to model no. (e.g., CCA1AE).	+ 60.00	

## ANALOGY™ SERIES - Sled-Based Chair Desks (19<sup>3</sup>/<sub>8</sub>" x 25<sup>3</sup>/<sub>8</sub>" Top)

Tubular steel frame and ergonomically contoured polypropylene shell. A convenient double-entry configuration allows easy seat access from either side of the unit. Models are available a particleboard-core high-pressure laminate work surface with beveled and lacquer-sealed edges. Optional configurations include an extra-large shell, an FRW™ hard plastic work surface, and work surfaces with a urethane-based Sure Edge® finish. Available with or without a steel-rod bookrack and backpack hanger. Four snap-on nylon glides. Metal surfaces are available chromed. Seat height is 18<sup>1</sup>/<sub>2</sub>". 39<sup>3</sup>/<sub>8</sub>"D x 25<sup>3</sup>/<sub>8</sub>"W x 33<sup>2</sup>/<sub>32</sub>"H. Body Clearance: 16<sup>2</sup>/<sub>32</sub>".



ANS1			Laminate top, bookrack.	580.00	1	Call	Call		Call
ANS2			Laminate top, bookrack, backpack hanger.	600.00	1	Call	Call		Call
ANS3			Laminate top, no bookrack.	550.00	1	Call	Call		Call
ANS4			Laminate top, no bookrack, backpack hanger.	570.00	1	Call	Call		Call

**Optional Configurations** - Available with a 4 - 6 weeks lead time unless stated otherwise.

Extra-Large Seat - Add "EL" to model no. (e.g., ANS1EL).	+ 25.00	
Hard Plastic Top - Add "M" to model no. (e.g., ANS1M).	+ 60.00	
Sure Edge Finish - Add "AE" to model no. (e.g., ANS1AE).	+ 60.00	

## ANALOGY™ SERIES - Articulating Tablet Arm Chair Desks (21<sup>1</sup>/<sub>4</sub>" x 15" x 10<sup>5</sup>/<sub>8</sub>" Top)

Tubular steel frame and ergonomically contoured polypropylene shell. Models are available a particleboard-core high-pressure laminate work surface with beveled and lacquer-sealed edges. Optional configurations include an extra-large shell and a left-handed work surface. Nylon-base swivel glides. Optional steel-base and felt-base glides are available. Standard with Graphite glide sleeves only. Metal surfaces are available chromed or with a powder coat finish. Seat height is 18". Overall dimensions: 28<sup>1</sup>/<sub>8</sub>"D x 22<sup>1</sup>/<sub>8</sub>"W x 32<sup>3</sup>/<sub>8</sub>"H. Body Clearance: 16<sup>1</sup>/<sub>2</sub>".



ANT1			Laminate top, bookrack, right-handed.	501.00	1	33.7	14.63		300
------	--	--	---------------------------------------	--------	---	------	-------	--	-----

**Optional Configurations** - Available with a 4 - 6 weeks lead time unless stated otherwise.

Extra-Large Seat - Add "EL" to model no. (e.g., ANTEL1).	+ 25.00	
Left-Handed - Add "LH" to model no. (e.g., ANT1LH).	No Upcharge	

Analogy Series continued on page 46.



Products on this page are Greenguard® certified.

# CLASSROOM FURNITURE

SOLD IN FULL CARTONS ONLY

Model No.	Quick Ship	Classroom Basics	Description	Unit Price F.O.B. Warehouse	Units Per Carton	Unit Weight	Unit Cube	Fed Ex.	Freight Class
-----------	------------	------------------	-------------	-----------------------------	------------------	-------------	-----------	---------	---------------

## ANALOGY™ SERIES - Fixed Tablet Arm Chair Desks (21¾" x 22¼" x 7¼" Top)

Tubular steel frame and ergonomically contoured polypropylene shell. Models are available a particleboard-core high-pressure laminate work surface with beveled and lacquer-sealed edges. Optional configurations include an extra-large shell and a left-handed work surface. Nylon-base swivel glides. Optional steel-base and felt-base glides are available. Standard with Graphite glide sleeves only. Metal surfaces are available chromed or with a powder coat finish. Seat height is 18". Overall dimensions: 32½"D x 22"W x 31⅝"H. Body Clearance: 16".



ANTF1			Laminate top, bookrack, right-handed.	501.00	1	37.8	14.63		300
-------	--	--	---------------------------------------	--------	---	------	-------	--	-----

**Optional Configurations** - Available with a 4 - 6 weeks lead time unless stated otherwise.

Extra-Large Seat - Add "EL" to model no. (e.g., ANTFEL1).	+ 25.00	
---	---------	--

Left-Handed - Add "LH" to model no. (e.g., ANTF1LH).	No Upcharge	
--	-------------	--

## ANALOGY™ SERIES - Chair Desks (19⅞" x 32½" Top) Collaborative Learning Top

Tubular steel frame and ergonomically contoured polypropylene shell. Tops are hexagon-shaped to support collaborative grouping of desks. Models are available with a particleboard-core high-pressure laminate work surface with beveled and lacquer-sealed edges. Optional configurations include a cup holder, an extra-large shell, an FRW™ hard plastic work surface, a left-handed work surface, and work surfaces with a urethane-based Sure Edge® finish. Available with or without a steel-rod bookrack and backpack hanger.

Nylon-base swivel glides. Optional steel-base and felt-base glides are available. Standard with Graphite glide sleeves only. Metal surfaces are available chromed or with a powder coat finish. Seat height is 17⅞". Overall dimensions: 34⅞"D x 22"W x 31⅝"H. Body Clearance: 16⅞".



ANC1CT			Laminate top, bookrack, right-handed.	605.00	2	35.6	14.07		Call
--------	--	--	---------------------------------------	--------	---	------	-------	--	------

ANC2CT			Laminate top, bookrack, backpack hanger, right-handed.	625.00	2	36.1	14.07		Call
--------	--	--	--	--------	---	------	-------	--	------

ANC3CT			Laminate top, no bookrack, right-handed.	575.00	2	33.0	14.07		Call
--------	--	--	--	--------	---	------	-------	--	------

ANC4CT			Laminate top, no bookrack, backpack hanger, right-handed.	595.00	2	33.5	14.07		Call
--------	--	--	---	--------	---	------	-------	--	------

**Optional Configurations** - Available with a 4 - 6 weeks lead time unless stated otherwise.

Cup Holder - Add "C" to model no. (e.g., ANC1CTC).	+ 45.00	
--	---------	--

Extra-Large Seat - Add "EL" to model no. (e.g., ANCEL1CT).	+ 25.00	
--	---------	--

Hard Plastic Top - Add "M" to model no. (e.g., ANC1CTM).	+ 60.00	
--	---------	--

Left-Handed - Add "LH" to model no. (e.g., ANC1LHCT).	No Upcharge	
---	-------------	--

Sure Edge Finish - Add "AE" to model no. (e.g., ANC1CTAE).	+ 60.00	
--	---------	--

## ANALOGY™ SERIES - Agile Combo Units (19⅜" x 25⅜" Top)

Tubular steel frame, ergonomically contoured polypropylene shell, twin-wheel soft caster on each front leg for enhanced mobility and a compression-brake ("sit-lock") feature. Models are available with a particleboard-core high-pressure laminate work surface with beveled and lacquer-sealed edges. Optional configurations include an extra-large shell, an FRW™ hard plastic work surface, a left-handed work surface, and work surfaces with a urethane-based Sure Edge® finish. Available with or without a steel-rod bookrack and backpack hanger. Each rear leg shall have a rubber-base swivel glide. Metal surfaces are available chromed or with a powder coat finish. Seat height is 17⅞". 36⅞"D x 25⅜"W x 31⅝"H. Body Clearance: 16½".



ACA1			Laminate top, bookrack, right-handed.	374.00	2	30.6	10.28		300
------	--	--	---------------------------------------	--------	---	------	-------	--	-----

ACA2			Laminate top, bookrack, backpack hanger, right-handed.	394.00	2	31.1	10.28		Call
------	--	--	--	--------	---	------	-------	--	------

ACA3			Laminate top, no bookrack, right-handed.	344.00	2	35.4	10.28		Call
------	--	--	--	--------	---	------	-------	--	------

ACA4			Laminate top, no bookrack, backpack hanger, right-handed.	364.00	2	37.8	10.28		Call
------	--	--	---	--------	---	------	-------	--	------

**Optional Configurations** - Available with a 4 - 6 weeks lead time unless stated otherwise.

Extra-Large Seat - Add "EL" to model no. (e.g., ACAEL1).	+ 25.00	
--	---------	--

Hard Plastic Top - Add "M" to model no. (e.g., ACA1M).	+ 60.00	
--	---------	--

Left-Handed - Add "LH" to model no. (e.g., ACA1LH).	No Upcharge	
---	-------------	--

Sure Edge Finish - Add "AE" to model no. (e.g., ACA1AE).	+ 60.00	
--	---------	--



Products on this page are Greenguard® certified.

Virco®

# CLASSROOM FURNITURE

SOLD IN FULL CARTONS ONLY

Model No.	Quick Ship	Classroom Basics	Description	Unit Price F.O.B. Warehouse	Units Per Carton	Unit Weight	Unit Cube	Fed Ex.	Freight Class
-----------	------------	------------------	-------------	-----------------------------	------------------	-------------	-----------	---------	---------------

## ANALOGY™ SERIES - Agile Combo Units (19<sup>7</sup>/<sub>8</sub>" x 32<sup>1</sup>/<sub>2</sub>" Top) Collaborative Learning Top

Tubular steel frame, ergonomically contoured polypropylene shell, twin-wheel soft caster on each front leg for enhanced mobility and a compression-brake ("sit-lock") feature. Work surface is hexagon-shaped to support collaborative grouping of desks. Models are available with a particleboard-core high-pressure laminate work surface with beveled and lacquer-sealed edges. Optional configurations include a cup holder, an extra-large shell, an FRW™ hard plastic work surface, a left-handed work surface, and work surfaces with a urethane-based Sure Edge® finish. Available with or without a steel-rod bookrack and backpack hanger. Each rear leg shall have a rubber-base swivel glide. Metal surfaces are available chromed or with a powder coat finish. Seat height is 17<sup>1</sup>/<sub>8</sub>".



ACA1CT			Laminate top, bookrack, right-handed.	434.00	2	36.4	14.07		300
ACA2CT			Laminate top, bookrack, backpack hanger, right-handed.	454.00	2	36.9	14.07		Call
ACA3CT			Laminate top, no bookrack, right-handed.	404.00	2	33.1	14.07		Call
ACA4CT			Laminate top, no bookrack, backpack hanger, right-handed.	424.00	2	33.6	14.07		Call

**Optional Configurations** - Available with a 4 - 6 weeks lead time unless stated otherwise.

Cup Holder - Add "C" to model no. (e.g., ACA1CTC).	+ 45.00	
Extra-Large Seat - Add "EL" to model no. (e.g., ACAEL1CT).	+ 25.00	
Hard Plastic Top - Add "M" to model no. (e.g., ACA1CTM).	+ 60.00	
Left-Handed - Add "LH" to model no. (e.g., ACA1LHCT).	No Upcharge	
Sure Edge Finish - Add "AE" to model no. (e.g., ACA1CTAE).	+ 60.00	

## ANALOGY™ SERIES - Agile Combo Units with Civitas frame (32<sup>1</sup>/<sub>2</sub>"W x 19<sup>7</sup>/<sub>8</sub>"D Top)

Tubular steel frame, ergonomically contoured polypropylene shell, twin-wheel soft caster on each front leg for enhanced mobility and a compression-brake ("sit-lock") feature. Models are available with a particleboard-core high-pressure laminate work surface with beveled and lacquer-sealed edges. Optional configurations include an extra-large shell and an FRW™ hard plastic work surface. Available with or without a steel-rod bookrack and backpack hanger. Each rear leg shall have a rubber-base swivel glide. Metal surfaces are available chromed or with a powder coat finish. Seat height is 17<sup>1</sup>/<sub>8</sub>".



ACCA1CT			Laminate top, bookrack, right-handed.	394.00	2	35.9	14.07		Call
ACCA2CT			Laminate top, bookrack, backpack hanger, right-handed.	414.00	2	36.4	14.07		Call
ACCA3CT			Laminate top, no bookrack, right-handed.	364.00	2	32.0	14.07		300
ACCA4CT			Laminate top, no bookrack, backpack hanger, right-handed.	384.00	2	31.2	14.07		Call

**Optional Configurations** - Available with a 4 - 6 weeks lead time unless stated otherwise.

Extra-Large Seat - Add "EL" to model no. (e.g., ACCAEL1CT).	+ 25.00	
Hard Plastic Top - Add "M" to model no. (e.g., ACCA1CTM).	+ 60.00	
Left-Handed - Add "LH" to model no. (e.g., ACCA1LHCT).	No Upcharge	

### HOW TO ORDER:

- Plastic, top and frame finish colors and color codes are listed on pages xi-xii.
- To order chairs, specify the model number, plastic seat and frame finish color codes (e.g., AN18-BLU51-CHRM).
- To order chairs with upholstered seat and back pads, specify the model number, plastic seat, upholstery and frame finish color codes (e.g., AN18P-BLU51-BLU204-CHRM).
- To order task and lab stools, specify the model number, plastic seat and base color codes (e.g., ANTASK18-BLU51-BLK01).
- To order combo units, specify the model number, plastic seat, top and frame finish color codes (e.g., ANC1-BLU51-MPL385CLR-CHRM).
- Glide Options:
  - Felt-Base Glides - Add "FG" to model no. (e.g. AN18FG)
  - Steel-Base Glides - Add "SG" to model no. (e.g. AN18SG)



# CLASSROOM FURNITURE

SOLD IN FULL CARTONS ONLY

Model No.	Quick Ship	Classroom Basics	Description	Unit Price F.O.B. Warehouse	Units Per Carton	Unit Weight	Unit Cube	Fed Ex.	Freight Class
-----------	------------	------------------	-------------	-----------------------------	------------------	-------------	-----------	---------	---------------

## CIVITAS™ SERIES - Agile Combo Units with Plywood Seats and Backs (32½"W x 19⅞"D Top) Collaborative Learning Top

Tubular steel frame, two-piece plywood seat and back, twin-wheel soft caster on each front leg for enhanced mobility and a compression-brake ("sit-lock") feature. Models are available with a particleboard-core high-pressure laminate work surface with beveled and lacquer-sealed edges. Optional configurations include an FRW™ hard plastic work surface and a left-handed work surface. Available with or without a steel-rod bookrack and backpack hanger. Each rear leg shall have a rubber-base swivel glide. Metal surfaces are available chromed or with a powder coat finish. Seat height is 17½".



ACCW1CT			Laminate top, bookrack, right-handed.	909.00	2	38.6	14.07		Call
ACCW2CT			Laminate top, bookrack, backpack hanger, right-handed.	929.00	2	39.1	14.07		Call
ACCW3CT			Laminate top, no bookrack, right-handed.	879.00	2	33.4	14.07		Call
ACCW4CT			Laminate top, no bookrack, backpack hanger, right-handed.	899.00	2	33.9	14.07		Call

**Optional Configurations** - Available with a 4 - 6 weeks lead time unless stated otherwise.

Hard Plastic Top - Add "M" to model no. (e.g., ACCW1CTM).	+ 60.00	
Left-Handed - Add "LH" to model no. (e.g., ACCW1LHCT).	No Upcharge	

### HOW TO ORDER:

- Wood stain finishes, top and frame finish colors and color codes are listed on pages xi-xii.
- To order combo units, specify the model number, wood stain seat, top and frame finish color codes (e.g., ACCW1CT-RED19-MPL385CLR-CHRM).

## CIVITAS™ SERIES - Chair Desks with Plywood Seats and Backs (19⅜" x 25⅜" Top)

Tubular steel frame, two-piece plywood seat and back. Models are available with a particleboard-core high-pressure laminate work surface with beveled and lacquer-sealed edges. Optional configurations include an FRW™ hard plastic work surface and a left-handed work surface. Available with or without a steel-rod bookrack and backpack hanger. Nylon-base swivel glides. Optional steel-base and felt-base glides are available. Metal surfaces are available chromed or with a powder coat finish. Seat height is 17⅜".



CCW1			Laminate top, bookrack, right-handed.	889.00	2	41.8	10.28		150
CCW2			Laminate top, bookrack, backpack hanger, right-handed.	909.00	2	42.3	10.28		Call
CCW3			Laminate top, no bookrack, right-handed.	859.00	2	36.6	10.28		Call
CCW4			Laminate top, no bookrack, backpack hanger, right-handed.	879.00	2	37.1	10.28		70

**Optional Configurations** - Available with a 4 - 6 weeks lead time unless stated otherwise.

Hard Plastic Top - Add "M" to model no. (e.g., CCW1M).	+ 60.00	
Left-Handed - Add "LH" to model no. (e.g., CCW1LH).	No Upcharge	

### HOW TO ORDER:

- Wood stain finishes, top and frame finish colors and color codes are listed on pages xi-xii.
- To order combo units, specify the model number, wood stain seat, top and frame finish color codes (e.g., CCW1-RED19-MPL385CLR-CHRM).
- Glide Options:
  - Felt-Base Glides - Add "FG" to model no. (e.g. CCW1FG)
  - Steel-Base Glides - Add "SG" to model no. (e.g. CCW1SG)

## N2 SERIES - 4-Leg Stack Chairs

Tubular steel frame, one-piece molded polypropylene shell. Optional configurations include a bookrack, extra-large shell, and a ganging device for 18" seat height only. Nylon-base swivel glides. Optional steel-base and felt-base glides are available. Metal surfaces are available chromed or with a powder coat finish.



N212	✓ pg. 4	✓ pg. 17	12" seat height.	90.00	4	6.5	1.38		150
N214	✓ pg. 4	✓ pg. 17	14" seat height.	90.00	4	7.0	1.51	*	150
N216	✓ pg. 4	✓ pg. 17	16" seat height.	103.00	4	8.0	2.42		250
N218	✓ pg. 4	✓ pg. 17	18" seat height.	108.00	4	11.0	2.46		150

**Optional Configurations** - Available with a 4 - 6 weeks lead time unless stated otherwise.

Bookrack - Add "BR" to model no. (e.g., N218BR). (For 18" seat height only)	+ 30.00	
Extra-Large Seat - Add "EL" to model no. (e.g., N218EL). (Only available on 18" seat height)	+ 25.00	
Ganging Device - Add "G" to model no. (e.g., N218G) (For 18" seat height only. (Min. order -100).	+ 22.00	



Products on this page are Greenguard® certified.

Virco®

# CLASSROOM FURNITURE

SOLD IN FULL CARTONS ONLY

Model No.	Quick Ship	Classroom Basics	Description	Unit Price F.O.B. Warehouse	Units Per Carton	Unit Weight	Unit Cube	Fed Ex.	Freight Class
-----------	------------	------------------	-------------	-----------------------------	------------------	-------------	-----------	---------	---------------

## N2 SERIES - Mobile Task Chairs

Tubular steel legs, one-piece, molded polypropylene shell, four 2" dual-wheel swivel casters. Optional configurations include an extra-large shell. An optional 4-pack of soft-wheel casters is available. Metal surfaces are available chromed or with a powder coat finish. For use on both carpeted and non-carpeted floors.



N250			18" seat height.	158.00	2	14.4	5.29	*	250
U9050CAST			Optional Soft-Wheel Casters (4 pack)	71.00	1	1.0	0.09		65

**Optional Configurations** - Available with a 4 - 6 weeks lead time unless stated otherwise.

Extra-Large Seat - Add "EL" to model no. (e.g., N250EL).

+ 25.00

## N2 SERIES - Mobile Task Chairs (Adjustable-Height)

One-piece molded polypropylene shell, a pneumatic cylinder. Chair swivels 360°. Pedestal base has a five-prong construction. Five 2" diameter, dual-wheel, hooded swivel casters. Optional configurations include an extra-large shell. Optional 5-pack of fixed glides and 5-pack of soft-wheel casters are available.



N260GC			18 <sup>3</sup> / <sub>2</sub> " to 22 <sup>1</sup> / <sub>2</sub> " seat height.	393.00	1	34.7	5.19	*	125
UGLIDE			Optional Fixed Glides (5 pack).	48.00	1	1.0	0.09		150
U9024CAST			Optional Soft-Wheel Casters (5 pack).	71.00	1	1.3	0.09		65

**Optional Configurations** - Available with a 4 - 6 weeks lead time unless stated otherwise.

Extra-Large Seat - Add "EL" to model no. (e.g., N260ELGC).

+ 25.00

## N2 SERIES - Lab Stools

One-piece molded polypropylene shell, a pneumatic cylinder. Chair swivels 360°. Pedestal base has a five-prong construction. Adjustable 18" diameter Chrome footring. Five 2" diameter, dual-wheel, hooded swivel casters. Optional configurations include an extra-large shell. Optional 5-pack of fixed glides and 5-pack of soft-wheel casters are available.



N260GCLS			22 <sup>7</sup> / <sub>2</sub> " to 28 <sup>1</sup> / <sub>2</sub> " seat height.	468.00	1	35.1	5.32	*	100
UGLIDE			Optional Fixed Glides (5 pack).	48.00	1	1.0	0.09		150
U9024CAST			Optional Soft-Wheel Casters (5 pack).	71.00	1	1.3	0.09		65

**Optional Configurations** - Available with a 4 - 6 weeks lead time unless stated otherwise.

Extra-Large Seat - Add "EL" to model no. (e.g., N260ELGCLS).

+ 25.00

## N2 SERIES - Chair Desks

Tubular steel frame, one-piece molded polypropylene shell. Models are available a particleboard-core high-pressure laminate work surface with beveled and lacquer-sealed edges. Optional configurations include an extra-large shell, an FRW™ hard plastic work surface and a plywood-core high-pressure laminate work surface with beveled and lacquer-sealed edges. Available with or without a steel-rod bookrack. Nylon-base swivel glides. Optional steel-base and felt-base glides are available. Metal surfaces are available chromed or with a powder coat finish.



N240BR			18" x 24" laminate top, bookrack.	349.00	2	36.8	10.11		300
N240NBR			18" x 24" laminate top, no bookrack.	246.00	2	34.3	10.11		300
N270BR			12" x 20" x 25" laminate top, bookrack.	332.00	2	29.9	8.58		300

**Optional Configurations** - Available with a 4 - 6 weeks lead time unless stated otherwise.

Extra-Large Seat - Add "EL" to model no. (e.g., N270ELBR).

+ 25.00

Hard Plastic Top (18" x 24") - Add "M" to model no. (e.g., N240BRM).

+ 50.00

Hard Plastic Top (12" x 20" x 25") - Add "M" to model no. (e.g., N270BRM).

+ 50.00

Plywood Top (18" x 24") - Add "PL" to model no. (e.g., N240BRPL).

+ 60.00

### HOW TO ORDER:

- Plastic, top and frame finish colors and color codes are listed on pages xi-xii.
- To order chairs, specify the model number, plastic seat and frame finish color codes (e.g., N218-BLU51-CHRM).
- To order task and lab stools, specify the model number, plastic seat and base color codes (e.g., N260GC-BLU51-BLK01).
- To order combo units, specify the model number, plastic seat, top and frame finish color codes (e.g., N240BR-BLU51-MPL385CLR-CHRM).
- Glide Options:
  - Felt-Base Glides - Add "FG" to model no. (e.g. N240BRFG)
  - Steel-Base Glides - Add "SG" to model no. (e.g. N240BRSG)



# CLASSROOM FURNITURE

SOLD IN FULL CARTONS ONLY

Model No.	Quick Ship	Classroom Basics	Description	Unit Price F.O.B. Warehouse	Units Per Carton	Unit Weight	Unit Cube	Fed Ex.	Freight Class
-----------	------------	------------------	-------------	-----------------------------	------------------	-------------	-----------	---------	---------------

## METAPHOR® SERIES - 4-Leg Stack Chairs

Tubular steel frame, one-piece molded polypropylene shell. Optional configurations include a bookrack, ganging device, and a flame retardant additive. The flame retardant additive has been tested and meet the acceptance criteria of California TB-133. Compliance with 527 CMR, Section 29 requires regulated seating (including molded seating) to meet the flammability test criteria of California TB-133. Nylon-base swivel glides. Optional steel-base and felt-base glides are available. Metal surfaces are available chromed or with a powder coat finish.



N912	✓ pg. 3	✓ pg. 17	12½" seat height.	130.00	5	9.7	1.06		100
N914	✓ pg. 3	✓ pg. 17	14½" seat height.	130.00	5	10.3	1.30		100
N916	✓ pg. 3	✓ pg. 17	16½" seat height.	150.00	4	13.0	2.11		125
N918	✓ pg. 3	✓ pg. 17	18" seat height.	170.00	4	14.7	2.69		150

**Optional Configurations** - Available with a 4 - 6 weeks lead time unless stated otherwise.

Bookrack - Add "BR" to model no. (e.g., N918BR). (For 18" seat height only)	+ 30.00	
Ganging Device - Add "G" to model no. (e.g., N918G) (For 18" seat height only. Min. order -100).	+ 22.00	
Flame Retardant Additive - Add "FR" to model no. (e.g., N918FR)	+ 40.00	

## METAPHOR® SERIES - Mobile Task Chairs

One-piece molded polypropylene shell, a pneumatic cylinder. Chair swivels 360°. Pedestal base has a five-prong construction. Five 2" diameter, dual-wheel, hooded swivel casters. Optional configurations include a flame retardant additive. The flame retardant additive has been tested and meet the acceptance criteria of California TB-133. Compliance with 527 CMR, Section 29 requires regulated seating (including molded seating) to meet the flammability test criteria of California TB-133. Optional 5-pack of fixed glides and 5-pack of soft-wheel casters are available.



N9TASK16			13¾" to 16¾" seat height.	421.00	1	20.9	3.73		100
N9TASK18	✓ pg. 4	✓ pg. 17	15"-19¾" seat height.	441.00	1	24.8	4.82		150
UGLIDE			Optional Fixed Glides (5 pack).	48.00	1	1.0	0.09		150
U9024CAST			Optional Soft-Wheel Casters (5 pack).	71.00	1	1.3	0.09		65

**Optional Configurations** - Available with a 4 - 6 weeks lead time unless stated otherwise.

Flame Retardant Additive - Add "FR" to model no. (e.g., N9TASK18FR)	+ 40.00	
---	---------	--

## METAPHOR® SERIES - Lab Stools

One-piece molded polypropylene shell, pneumatic cylinder. Chair swivels 360°. Pedestal base has a five-prong construction. Adjustable 18" diameter Chrome footring. Five 2" diameter, dual-wheel, hooded swivel casters. Seat height adjusts from 20¾" to 28½"; the footring is adjustable from 8" to 14". The overall height is adjustable from 32" to 39½". Optional configurations include a flame retardant additive. The flame retardant additive has been tested and meet the acceptance criteria of California TB-133. Compliance with 527 CMR, Section 29 requires regulated seating (including molded seating) to meet the flammability test criteria of California TB-133. Optional 5-pack of fixed glides and 5-pack of soft-wheel casters are available.



N9LAB		✓ pg. 17	Lab stool.	546.00	1	29.8	4.82		125
UGLIDE			Optional Fixed Glides (5 pack).	48.00	1	1.0	0.09		150
U9024CAST			Optional Soft-Wheel Casters (5 pack).	71.00	1	1.3	0.09		65

**Optional Configurations** - Available with a 4 - 6 weeks lead time unless stated otherwise.

Flame Retardant Additive - Add "FR" to model no. (e.g., N9LABFR)	+ 40.00	
--	---------	--

## METAPHOR® SERIES - Articulating Tablet Arm Chair Desks (21¼" x 15¾" Top)

Tubular steel frame, one-piece molded polypropylene shell. Models are available with a plywood-core high-pressure laminate work surface with beveled and lacquer-sealed edges. Optional configurations include a left-handed work surface. Nylon-base swivel glides. Optional steel-base and felt-base glides are available. Metal surfaces are available chromed or with a powder coat finish. Seat height is 17<sup>2</sup>/<sub>32</sub>". Overall dimensions: 32<sup>1</sup>/<sub>32</sub>"D x 22<sup>1</sup>/<sub>32</sub>"W x 31<sup>1</sup>/<sub>8</sub>"H. Body Clearance: 16".



N918TA			Articulating tablet arm, no bookrack. Stacks five high.	471.00	1	32.8	15.12		300
--------	--	--	---	--------	---	------	-------	--	-----

**Optional Configurations** - Available with a 4 - 6 weeks lead time unless stated otherwise.

Left-Handed - Add "LH" to model no. (e.g., N918TALH).	No Upcharge	
---	-------------	--



Products on this page are Greenguard® certified.

Virco®



# CLASSROOM FURNITURE

SOLD IN FULL CARTONS ONLY

Model No.	Quick Ship	Classroom Basics	Description	Unit Price F.O.B. Warehouse	Units Per Carton	Unit Weight	Unit Cube	Fed Ex.	Freight Class
-----------	------------	------------------	-------------	-----------------------------	------------------	-------------	-----------	---------	---------------

## METAPHOR® SERIES - Fixed Tablet Arm Chair Desks (21¾" x 22¼" x 7¼" Top)

Tubular steel frame, one-piece molded polypropylene shell. Models are available with a plywood-core high-pressure laminate work surface with beveled and lacquer-sealed edges. Optional configurations include a steel-rod bookrack. Nylon-base swivel glides. Optional steel-base and felt-base glides are available. Metal surfaces are available chromed or with a powder coat finish. Seat height is 17<sup>29</sup>/<sub>32</sub>". Overall dimensions: 32<sup>19</sup>/<sub>32</sub>"D x 22<sup>17</sup>/<sub>32</sub>"W x 31<sup>1</sup>/<sub>8</sub>"H. Body Clearance: 16".



N918TAF			Tablet arm, no bookrack.	471.00	1	33.3	13.67		300
<b>Optional Configurations</b> - Available with a 4 - 6 weeks lead time unless stated otherwise.									
Bookrack - Add "BR" to model no. (e.g., N918TAFBR).				+ 30.00					

## METAPHOR® SERIES - Chair Desks

Tubular steel frame, one-piece molded polypropylene shell. Models are available with a particleboard-core high-pressure laminate work surface with beveled and lacquer-sealed edges. Available with two work surfaces: 19¾" x 25¾" and 18" x 24". Optional configurations include a backpack hanger, an FRW™ hard plastic work surface and work surfaces with a urethane-based Sure Edge® finish. Available with or without a steel-rod bookrack. Nylon-base swivel glides. Optional steel-base and felt-base glides are available. Metal surfaces are available chromed or with a powder coat finish. Seat height 18". Work Surface (19¾" x 25¾") Overall dimensions: 36¾"D x 25¾"W x 31"H. Body Clearance: 16". Work Surface (18" x 24") Overall dimensions: 36¾"D x 24"W x 31"H. Body Clearance: 16".



N9COBR			19¾" x 25¾" laminate top, bookrack.	545.00	2	37.1	10.22		300
N9CONBR		✓ pg. 17	19¾" x 25¾" laminate top, no bookrack.	515.00	2	34.5	10.22		300
N9CORBR			18" x 24" laminate top, bookrack.	535.00	2	37.0	10.22		300
N9CORNBR			18" x 24" laminate top, no bookrack.	505.00	2	34.4	10.22		300

**Optional Configurations** - Available with a 4 - 6 weeks lead time unless stated otherwise.

Backpack Hanger - Add "BH" to model no. (e.g., N9COBRBH).				+ 20.00					
Hard Plastic Top (18" x 24") - Add "M" to model no. (e.g., N9CORBRM).				+ 50.00					
Hard Plastic Top (19¾" x 25¾") - Add "M" to model no. (e.g., N9COBRM).				+ 60.00					
Sure Edge Finish (18" x 24") - Add "AE" to model no. (e.g., N9CORBRAE).				+ 40.00					

## METAPHOR® SERIES - Sled-Based Chair Desks (19¾" x 25¾" Top)

Tubular steel frame, one-piece molded polypropylene shell. A convenient double-entry configuration allows easy seat access from either side of the unit. Models are available with a particleboard-core high-pressure laminate work surface with beveled and lacquer-sealed edges. Optional configurations include a backpack hanger and an FRW™ hard plastic work surface. Available with or without a steel-rod bookrack. Four snap-on nylon glides. Metal surfaces are available chromed.



N9SLEDBR			Laminate top, bookrack.	580.00	1	50.5	20.23		300
N9SLEDNBR			Laminate top, no bookrack.	550.00	1	47.9	20.23		70

**Optional Configurations** - Available with a 4 - 6 weeks lead time unless stated otherwise.

Backpack Hanger - Add "BH" to model no. (e.g., N9SLEDBRBH).				+ 20.00					
Hard Plastic Top - Add "M" to model no. (e.g., N9SLEDNBRM).				+ 60.00					

### HOW TO ORDER:

- Plastic, top and frame finish colors and color codes are listed on pages xi-xii.
- To order chairs, specify the model number, plastic seat and frame finish color codes (e.g., N918-RED70-CHRM).
- To order task and lab stools, specify the model number, plastic seat, frame and base color codes (e.g., N9TASK18-BLU51-BLK01).
- To order combo units, specify the model number, plastic seat, top and frame finish color codes (e.g., N9COBR-BLU40-OAK084CLR-CHRM).
- Glide Options:
  - Felt-Base Glides - Add "FG" to model no. (e.g. N918FG)
  - Steel-Base Glides - Add "SG" to model no. (e.g. N918SG)



# CLASSROOM FURNITURE

SOLD IN FULL CARTONS ONLY

Model No.	Quick Ship	Classroom Basics	Description	Unit Price F.O.B. Warehouse	Units Per Carton	Unit Weight	Unit Cube	Fed Ex.	Freight Class
-----------	------------	------------------	-------------	-----------------------------	------------------	-------------	-----------	---------	---------------

## PARISON SERIES - 4-Leg Stack Chairs

Tubular steel frame, two-piece molded polypropylene shell. Optional configurations include casters and seat pads. Chairs with upholstered seat consist of polyurethane foam covered with fabric. Nylon-base swivel glides. Optional steel-base and felt-base glides are available. Metal surfaces are available chromed or with a powder coat finish.



PS18			18" seat height.	245.00	4	16.2	3.55	*	85
PS25			25" seat height.	387.00	2	21.7	7.02	*	85
PS30			30" seat height.	407.00	2	22.9	7.71	*	85

**Optional Configurations** - Available with a 4 - 6 weeks lead time unless stated otherwise.

Casters - Add "C" to model no. (e.g., PS18C). Available on 18" seat height only.	+ 50.00
Padded Seat - Add "P" to model no. (e.g., PS25P).	+ 60.00

## PARISON SERIES - Mobile Task Chairs

Chair swivels 360°. Pedestal base has a five-prong construction. Five 2" diameter, dual-wheel, hooded swivel casters. Metal surfaces are available chromed or with a powder coat finish. Optional 5-pack of fixed glides and 5-pack of soft-wheel casters are available.



PSTASK18			16"-20 1/2" seat height.	530.00	1	26.5	4.82	*	85
UGLIDE			Optional Fixed Glides (5 pack).	48.00	1	1.0	0.09		150
U9024CAST			Optional Soft-Wheel Casters (5 pack).	71.00	1	1.3	0.09		65

**Optional Configurations** - Available with a 4 - 6 weeks lead time unless stated otherwise.

Padded Seat - Add "P" to model no. (e.g., PSTASK18P).	+ 60.00
---	---------

### HOW TO ORDER:

- Plastic, upholstery, frame finish colors and color codes are listed on pages xi.
- To order chairs, specify the model number, plastic seat and frame finish color codes (e.g., PS18-BRN14-CHRM).
- Glide Options:
- Steel-Base Glides - Add "SG" to model no. (e.g. PS18SG)

## SAGE™ SERIES - 4-Leg Stack Chairs

Tubular steel frame, one-piece molded polypropylene shell. Optional configurations include armrests, a bookrack, ganging device, seat and back pads for 18" seat height only, and a flame retardant additive. The flame retardant additive has been tested and meet the acceptance criteria of California TB-133. Compliance with 527 CMR, Section 29 requires regulated seating (including molded seating) to meet the flammability test criteria of California TB-133. Models with molded polypropylene armrests cannot accept an optional ganging device. Nylon-base swivel glides. Optional steel-base and felt-base glides are available. Metal surfaces are available chromed or with a powder coat finish.



SG410			10" seat height.	227.00	5	7.7	1.10		125
SG413	✓ pg. 4	✓ pg. 18	13" seat height.	227.00	5	9.4	1.54		125
SG415	✓ pg. 4	✓ pg. 18	15" seat height.	232.00	5	11.2	2.08		150
SG418	✓ pg. 4	✓ pg. 18	18" seat height.	259.00	4	15.5	3.13		150
SG419		✓ pg. 18	19" seat height.	285.00	4	16.0	3.56		150

**Optional Configurations** - Available with a 4 - 6 weeks lead time unless stated otherwise.

Armrests - Add "A" to model no. (e.g., SG418A). Only available in Graphite color.	+ 30.00
Bookrack - Add "BR" to model no. (e.g., SG418BR). Available on 15", 18" and 19" seat height chairs only.	+ 30.00
Flame Retardant Additive - Add "FR" to model no. (e.g., SG418FR).	+ 50.00
Ganging Device - Add "G" to model no. (e.g., SG418G) (Min. order -100).	+ 22.00
Padded Seat - Add "P" to model no. (e.g., SG418P). Available on 18" and 19" seat height chairs only.	+ 60.00

## SAGE™ SERIES - 4-Leg Stacking Caster Chair

Tubular steel frame, one-piece molded polypropylene shell. Four 2" dual-wheel casters. Recommend chairs stack 5 high. Metal surfaces are available chromed or with a powder coat finish.



SGST13C			13" seat height.	295.00	4	10.6	2.18		Call
SGST15C			15" seat height.	305.00	4	12.7	2.85		125
SGST18C			18" seat height.	325.00	4	16.5	4.48		250



Products on this page are Greenguard® certified.

# CLASSROOM FURNITURE

SOLD IN FULL CARTONS ONLY

Model No.	Quick Ship	Classroom Basics	Description	Unit Price F.O.B. Warehouse	Units Per Carton	Unit Weight	Unit Cube	Fed Ex.	Freight Class
-----------	------------	------------------	-------------	-----------------------------	------------------	-------------	-----------	---------	---------------

## SAGE™ SERIES - 4-Leg Stack Chairs with Civitas Frame

Tubular steel frame, one-piece molded polypropylene shell. Optional configurations include casters, seat and back pads, and a flame retardant additive. The flame retardant additive has been tested and meet the acceptance criteria of California TB-133. Compliance with 527 CMR, Section 29 requires regulated seating (including molded seating) to meet the flammability test criteria of California TB-133. Models with molded polypropylene armrests cannot accept an optional ganging device. Nylon-base swivel glides. Optional steel-base and felt-base glides are available. Metal surfaces are available chromed or with a powder coat finish.



CS18		✓ pg. 18	18" seat height.	190.00	4	14.3	3.13	*	150
------	--	-------------	------------------	--------	---	------	------	---	-----

**Optional Configurations** - Available with a 4 - 6 weeks lead time unless stated otherwise.

Casters - Add "C" to model no. (e.g., CS18C).	+ 50.00
Flame Retardant Additive - Add "FR" to model no. (e.g., CS18FR)	+ 50.00
Padded Seat - Add "P" to model no. (e.g., CS18P).	+ 60.00

## SAGE™ SERIES - Cantilever Chairs

Tubular steel frame, one-piece molded polypropylene shell. Optional configurations include armrests, a bookrack for 16" and 18½" seat height only, seat and back pads for 18½" seat height only, and a flame retardant additive. The flame retardant additive has been tested and meet the acceptance criteria of California TB-133. Compliance with 527 CMR, Section 29 requires regulated seating (including molded seating) to meet the flammability test criteria of California TB-133. Four nylon, swiveling, self-leveling nylon-base glides, two of which cover the ends of the frame tubes. Optional swiveling, self-leveling steel-base and felt-base glides are available. Metal surfaces are available chromed or with a powder coat finish. Standard with Graphite color glides only.



SGCANT13			13½" seat height.	238.00	2	12.0	3.23		250
SGCANT15			16" seat height.	243.00	2	14.9	4.16		250
SGCANT18		✓ pg. 18	18½" seat height.	270.00	2	18.9	5.99		250

**Optional Configurations** - Available with a 4 - 6 weeks lead time unless stated otherwise.

Armrests - Add "A" to model no. (e.g., SGCANT18A). Only available in Graphite color. Available on 18" seat height chairs only.	+ 30.00
Bookrack - Add "BR" to model no. (e.g., SGCANT18BR). Available on 16" and 18" seat height chairs only.	+ 30.00
Flame Retardant Additive - Add "FR" to model no. (e.g., SGCANT13FR)	+ 50.00
Padded Seat - Add "P" to model no. (e.g., SGCANT18P). Available on 18" seat height chairs only.	+ 60.00

## SAGE™ SERIES - Rocking Chairs

Tubular steel frame, one-piece molded polypropylene shell with color-coordinated glides. Optional configurations include armrests and a flame retardant additive. The flame retardant additive has been tested and meet the acceptance criteria of California TB-133. Compliance with 527 CMR, Section 29 requires regulated seating (including molded seating) to meet the flammability test criteria of California TB-133. Four nylon glides, two of which cover the ends of the frame tubes. Recommended for use on carpeted surfaces only; however, an optional factory-installed felt strip on the bottom of each leg is available for flooring applications where a felt contact surface is appropriate. Models are available with optional rear bump glides designed for environments where limited motion may be desired, such as areas for children with severe sensory integration problems or Autism. Models with the optional rear bump glides come standard with Graphite color glides. Metal surfaces are available chromed.



SGROCK13			13" seat height.	321.00	2	12.1	3.23		150
SGROCK15			15" seat height.	326.00	2	14.8	4.16		150
SGROCK18			17½" seat height.	377.00	2	22.3	5.95		250

**Optional Configurations** - Available with a 4 - 6 weeks lead time unless stated otherwise.

Armrests - Add "A" to model no. (e.g., SGROCK13A). Only available in Graphite color.	+ 30.00
Bump Glides - Add "BG" to model no. (e.g., SGROCK18BG).	No Upcharge
Felt Strip on Each Leg - Add "FG" to model no. (e.g., SGROCK18FG).	No Upcharge
Flame Retardant Additive - Add "FR" to model no. (e.g., SGROCK15FR).	+ 50.00

Sage Series continued on page 54.



# CLASSROOM FURNITURE

SOLD IN FULL CARTONS ONLY

Model No.	Quick Ship	Classroom Basics	Description	Unit Price F.O.B. Warehouse	Units Per Carton	Unit Weight	Unit Cube	Fed Ex.	Freight Class
-----------	------------	------------------	-------------	-----------------------------	------------------	-------------	-----------	---------	---------------

## SAGE™ SERIES - Mobile Task Chairs

One-piece molded polypropylene shell, a pneumatic cylinder. Chair swivels 360°. Pedestal base has a five-prong construction. Five 2" diameter, dual-wheel, hooded swivel casters. Models are available with a seat pad that consists of polyurethane foam covered with fabric. Optional configurations include armrests and a flame retardant additive. The flame retardant additive has been tested and meet the acceptance criteria of California TB-133. Compliance with 527 CMR, Section 29 requires regulated seating (including molded seating) to meet the flammability test criteria of California TB-133. Optional 5-pack of fixed glides and 5-pack of soft-wheel casters are available.



SGTASK15			14"-17" seat height.	427.00	1	19.3	3.73		250
SGTASK18		✓ pg. 18	16"-20½" seat height.	454.00	1	25.3	4.82		100
SGTASK18P	✓ pg. 4	✓ pg. 18	16"-20½" seat height, upholstered padded seat.	514.00	1	26.8	4.82		100
UGLIDE			Optional Fixed Glides (5 pack).	48.00	1	1.0	0.09		150
U9024CAST			Optional Soft-Wheel Casters (5 pack).	71.00	1	1.3	0.09		65

**Optional Configurations** - Available with a 4 - 6 weeks lead time unless stated otherwise.

Armrests - Add "A" to model no. (e.g., SGTASK18A). Only available in Graphite color. Available on model SGTASK18 only.	+ 30.00	
Flame Retardant Additive - Add "FR" to model no. (e.g., SGTASK15FR) (Min. order -100).	+ 50.00	

## SAGE™ SERIES - Lab Stools

One-piece molded polypropylene shell, pneumatic cylinder. Chair swivels 360°. Pedestal base has a five-prong construction. Adjustable 18" diameter Chrome footring. Five 2" diameter, dual-wheel, hooded swivel casters. Models are available with a seat pad that consists of polyurethane foam covered with fabric. Seat height adjusts from 19½" to 27"; the footring is adjustable from 8" to 14". The overall height is adjustable from 34½" to 42". Optional configurations include a flame retardant additive. The flame retardant additive has been tested and meet the acceptance criteria of California TB-133. Compliance with 527 CMR, Section 29 requires regulated seating (including molded seating) to meet the flammability test criteria of California TB-133. Optional 5-pack of fixed glides and 5-pack of soft-wheel casters are available.



SGLAB		✓ pg. 18	Lab stool.	567.00	1	29.3	4.82		100
SGLABP		✓ pg. 18	Lab stool, upholstered padded seat.	627.00	1	30.8	4.82		100
UGLIDE			Optional Fixed Glides (5 pack).	48.00	1	1.0	0.09		150
U9024CAST			Optional Soft-Wheel Casters (5 pack).	71.00	1	1.3	0.09		65

**Optional Configurations** - Available with a 4 - 6 weeks lead time unless stated otherwise.

Flame Retardant Additive - Add "FR" to model no. (e.g., SGLABFR) (Not available with padded seat).	+ 50.00	
--	---------	--

## SAGE™ SERIES - Articulating Tablet Arm Chair Desks (21¼" x 15" x 10⅝" Top)

Tubular steel frame, one-piece molded polypropylene shell. Models are available with a plywood-core high-pressure laminate work surface with beveled and lacquer-sealed edges. Optional configurations include a left-handed work surface and a padded seat. Nylon-base swivel glides. Optional steel-base and felt-base glides are available. Metal surfaces are available chromed or with a powder coat finish. Seat height is 18". Overall dimensions: 34½"H x 22"W x 28½"H. Body Clearance: 15".



SG418TABR			Articulating tablet arm, right-handed, bookrack.	659.00	1	34.2	14.63		300
-----------	--	--	--	--------	---	------	-------	--	-----

**Optional Configurations** - Available with a 4 - 6 weeks lead time unless stated otherwise.

Left-Handed - Add "LH" to model no. (e.g., SG418TABRLH).	No Upcharge	
Padded Seat - Add "P" to model no. (e.g., SG418TABRP).	+ 60.00	

## SAGE™ SERIES - Fixed Tablet Arm Chair Desks (21¾" x 22¼" x 7¼" Top)

Tubular steel frame, one-piece molded polypropylene shell. Models are available with a plywood-core high-pressure laminate work surface with beveled and lacquer-sealed edges. Optional configurations include a padded seat. Nylon-base swivel glides. Optional steel-base and felt-base glides are available. Metal surfaces are available chromed or with a powder coat finish. Seat height is 18". Overall dimensions: 34½"H x 22"W x 31½"H. Body Clearance: 16½".



SG418TAFBR			Tablet arm, right-handed, bookrack.	659.00	1	38.3	14.63		300
------------	--	--	-------------------------------------	--------	---	------	-------	--	-----

**Optional Configurations** - Available with a 4 - 6 weeks lead time unless stated otherwise.

Padded Seat - Add "P" to model no. (e.g., SG418TAFBRP).	+ 60.00	
---	---------	--

## SAGE™ SERIES - Chair Desks (19⅝" x 25⅝" Top)

Tubular steel frame, one-piece molded polypropylene shell. Models are available with an FRW™ hard plastic work surface. Optional configurations include a backpack hanger, a left-handed work surface, and a padded seat. Available with or without a steel-rod bookrack. Nylon-base swivel glides. Optional steel-base and felt-base glides are available. Metal surfaces are available chromed or with a powder coat finish. Seat height 18". Overall dimensions: 39⅝"D x 25⅝"W x 32⅝"H. Body Clearance: 16½".



SGCOBRM			Right-handed, bookrack.	756.00	2	38.0	10.55		300
SGCONBRM			Right-handed, no bookrack.	726.00	2	35.4	10.55		300

**Optional Configurations** - Available with a 4 - 6 weeks lead time unless stated otherwise.

Backpack Hanger - Add "BH" to model no. (e.g., SGCOBRBHM).	+ 20.00	
Left-Handed - Add "LH" to model no. (e.g., SGCOLHBRM).	No Upcharge	
Padded Seat - Add "P" to model no. (e.g., SGCOBRMP).	+ 60.00	



Products on this page are Greenguard® certified.

# CLASSROOM FURNITURE

SOLD IN FULL CARTONS ONLY

Model No.	Quick Ship	Classroom Basics	Description	Unit Price F.O.B. Warehouse	Units Per Carton	Unit Weight	Unit Cube	Fed Ex.	Freight Class
-----------	------------	------------------	-------------	-----------------------------	------------------	-------------	-----------	---------	---------------

## SAGE™ SERIES - Chair Desks (19<sup>3</sup>/<sub>8</sub>" x 25<sup>3</sup>/<sub>8</sub>" Top) with Civitas Frame

Tubular steel frame, one-piece molded polypropylene shell. Models are available with a particleboard-core high-pressure laminate work surface with beveled and lacquer-sealed edges. Optional configurations include an FRW™ hard plastic work surface and a left-handed work surface. Available with or without a steel-rod bookrack and backpack hanger. Nylon-base swivel glides. Optional steel-base and felt-base glides are available. Metal surfaces are available chromed or with a powder coat finish. Seat height is 17<sup>1</sup>/<sub>2</sub>".



CCSG1			Laminate top, bookrack, right-handed.	639.00	2	36.5	10.55		150
CCSG2			Laminate top, bookrack, backpack hanger, right-handed.	659.00	2	37.0	10.55		85
CCSG3			Laminate top, no bookrack, right-handed.	609.00	2	31.3	10.55		85
CCSG4			Laminate top, no bookrack, backpack hanger, right-handed.	629.00	2	31.8	10.55		150

**Optional Configurations** - Available with a 4 - 6 weeks lead time unless stated otherwise.

Hard Plastic Top - Add "M" to model no. (e.g., CCSG1M).	+ 60.00	
Left-Handed - Add "LH" to model no. (e.g., CCSG1LH).	No Upcharge	

## SAGE™ SERIES - Sled-Based Chair Desks (18<sup>3</sup>/<sub>8</sub>" x 25" Bowfront Top)

Tubular steel frame, one-piece molded polypropylene shell. Models are available with an FRW™ hard plastic work surface. A convenient double-entry configuration allows easy seat access from either side of the unit. Optional configurations include a backpack hanger and a padded seat. Available with or without a steel-rod bookrack. Four non-adjustable nylon glides. Seat height is 18". Overall dimensions: 39<sup>3</sup>/<sub>8</sub>"D x 25"W x 33<sup>1</sup>/<sub>4</sub>"H. Body Clearance: 16<sup>1</sup>/<sub>4</sub>".



SGSLEDBRM			Bookrack.	849.00	1	47.5	20.52		300
SGSLEDNBRM			No bookrack.	819.00	1	45.2	20.52		300

**Optional Configurations** - Available with a 4 - 6 weeks lead time unless stated otherwise.

Backpack Hanger - Add "BH" to model no. (e.g., SGSLEDBRBHM).	+ 20.00	
Padded Seat - Add "P" to model no. (e.g., SGSLEDBRMP).	+ 60.00	

## SAGE™ SERIES - Chair Desks (19<sup>3</sup>/<sub>8</sub>" x 32<sup>1</sup>/<sub>2</sub>" Top) Collaborative Learning Top

Tubular steel frame, one-piece molded polypropylene shell. Work surface is hexagon-shaped to support collaborative grouping of desks. Models are available with a particleboard-core high-pressure laminate work surface with beveled and lacquer-sealed edges. Optional configurations include a cup holder, an FRW™ hard plastic work surface, a left-handed work surface, and work surfaces with a urethane-based Sure Edge® finish. Available with or without a steel-rod bookrack and backpack hanger. Standard with Graphite glide sleeves only. Metal surfaces are available chromed or with a powder coat finish. Seat height is 17<sup>1</sup>/<sub>2</sub>". Overall dimensions: 34<sup>1</sup>/<sub>8</sub>"D x 22"W x 31<sup>1</sup>/<sub>8</sub>"H. Body Clearance: 16<sup>1</sup>/<sub>2</sub>".



SGC1CT			Laminate top, bookrack, right-handed.	700.00	2	36.7	14.44		Call
SGC2CT			Laminate top, bookrack, backpack hanger, right-handed.	720.00	2	37.2	14.44		150
SGC3CT			Laminate top, no bookrack, right-handed.	670.00	2	34.1	14.44		250
SGC4CT			Laminate top, no bookrack, backpack hanger, right-handed.	680.00	2	34.6	14.44		150

**Optional Configurations** - Available with a 4 - 6 weeks lead time unless stated otherwise.

Cup Holder - Add "C" to model no. (e.g., SGC1CTC).	+ 45.00	
Hard Plastic Top - Add "M" to model no. (e.g., SGC1CTM).	+ 60.00	
Left-Handed - Add "LH" to model no. (e.g., SGC1LHCT).	No Upcharge	
Sure Edge Finish - Add "AE" to model no. (e.g., SGC1CTAE).	+ 60.00	

## SAGE™ SERIES - Agile Combo Units (19<sup>3</sup>/<sub>8</sub>" x 25<sup>3</sup>/<sub>8</sub>" Top)

Tubular steel frame, ergonomically contoured polypropylene shell, twin-wheel soft caster on each front leg for enhanced mobility and a compression-brake ("sit-lock") feature. Models are available with a particleboard-core high-pressure laminate work surface with beveled and lacquer-sealed edges. Optional configurations include a left-handed work surface, an FRW™ hard plastic work surface, and a padded seat. Available with or without a steel-rod bookrack and backpack hanger. Each rear leg shall have a rubber-base swivel glide. Metal surfaces are available chromed or with a powder coat finish. Seat height is 17<sup>1</sup>/<sub>2</sub>". 36<sup>3</sup>/<sub>8</sub>"D x 25<sup>3</sup>/<sub>8</sub>"W x 32<sup>1</sup>/<sub>2</sub>"H. Body Clearance: 16<sup>1</sup>/<sub>2</sub>".



ACS1			Laminate top, bookrack, right-handed.	565.00	2	36.1	10.55		Call
ACS2			Laminate top, bookrack, backpack hanger, right-handed.	585.00	2	36.6	10.55		Call
ACS3			Laminate top, no bookrack, right-handed.	535.00	2	33.5	10.55		Call
ACS4			Laminate top, no bookrack, backpack hanger, right-handed.	555.00	2	34.0	10.55		Call

**Optional Configurations** - Available with a 4 - 6 weeks lead time unless stated otherwise.

Hard Plastic Top - Add "M" to model no. (e.g., ACS1M).	+ 60.00	
Left-Handed - Add "LH" to model no. (e.g., ACS1LH).	No Upcharge	
Padded Seat - Add "P" to model no. (e.g., ACS1P).	+ 60.00	

Sage Series continued on page 56.



Products on this page are Greenguard® certified.

# CLASSROOM FURNITURE

SOLD IN FULL CARTONS ONLY

Model No.	Quick Ship	Classroom Basics	Description	Unit Price F.O.B. Warehouse	Units Per Carton	Unit Weight	Unit Cube	Fed Ex.	Freight Class
-----------	------------	------------------	-------------	-----------------------------	------------------	-------------	-----------	---------	---------------

## SAGE™ SERIES - Agile Combo Units (19<sup>7</sup>/<sub>8</sub>" x 32<sup>1</sup>/<sub>2</sub>" Top) Collaborative Learning Top

Tubular steel frame, ergonomically contoured polypropylene shell, twin-wheel soft caster on each front leg for enhanced mobility and a compression-brake ("sit-lock") feature. Work surface is hexagon-shaped to support collaborative grouping of desks. Models are available with a particleboard-core high-pressure laminate work surface with beveled and lacquer-sealed edges. Optional configurations include a cup holder, an FRW™ hard plastic work surface, a left-handed work surface, and work surfaces with a urethane-based Sure Edge® finish. Available with or without a steel-rod bookrack and backpack hanger. Each rear leg shall have a rubber-base swivel glide. Metal surfaces are available chromed or with a powder coat finish. Seat height is 17<sup>1</sup>/<sub>2</sub>".



ACS1CT			Laminate top, bookrack, right-handed.	625.00	2	37.5	14.44		Call
ACS2CT			Laminate top, bookrack, backpack hanger, right-handed.	645.00	2	37.3	14.44		Call
ACS3CT			Laminate top, no bookrack, right-handed.	595.00	2	34.2	14.44		Call
ACS4CT			Laminate top, no bookrack, backpack hanger, right-handed.	615.00	2	34.7	14.44		Call

**Optional Configurations** - Available with a 4 - 6 weeks lead time unless stated otherwise.

Cup Holder - Add "C" to model no. (e.g., ACS1CTC).	+ 45.00	
Hard Plastic Top - Add "M" to model no. (e.g., ACS1CTM).	+ 60.00	
Left-Handed - Add "LH" to model no. (e.g., ACS1LHCT).	No Upcharge	
Sure Edge Finish - Add "AE" to model no. (e.g., ACS1CTAE).	+ 60.00	

## SAGE™ SERIES - Agile Combo Units (32<sup>1</sup>/<sub>2</sub>"W x 19<sup>7</sup>/<sub>8</sub>"D Top) Collaborative Learning Top with Civitas Frame

Tubular steel frame, ergonomically contoured polypropylene shell, twin-wheel soft caster on each front leg for enhanced mobility and a compression-brake ("sit-lock") feature. Models are available with a particleboard-core high-pressure laminate work surface with beveled and lacquer-sealed edges. Optional configurations include an FRW™ hard plastic work surface and a left-handed work surface. Available with or without a steel-rod bookrack and backpack hanger. Each rear leg shall have a rubber-base swivel glide. Metal surfaces are available chromed or with a powder coat finish. Seat height is 17<sup>1</sup>/<sub>2</sub>".



ACCS1CT			Laminate top, bookrack, right-handed.	563.00	2	37.2	14.46		300
ACCS2CT			Laminate top, bookrack, backpack hanger, right-handed.	583.00	2	36.5	14.44		Call
ACCS3CT			Laminate top, no bookrack, right-handed.	533.00	2	30.7	14.44		Call
ACCS4CT			Laminate top, no bookrack, backpack hanger, right-handed.	573.00	2	31.2	14.44		Call

**Optional Configurations** - Available with a 4 - 6 weeks lead time unless stated otherwise.

Hard Plastic Top - Add "M" to model no. (e.g., ACCS1CTM).	+ 60.00	
Left-Handed - Add "LH" to model no. (e.g., ACCS1LHCT).	No Upcharge	

### HOW TO ORDER:

- Plastic, top and frame finish colors and color codes are listed on pages xi-xii.
- To order chairs, specify the model number, plastic seat and frame finish color codes (e.g., SG418-BLU40-CHRM).
- To order task and lab stools, specify the model number, plastic seat and base color codes (e.g., SGTASK18-BLU40-BLK01).
- To order combo units, specify the model number, plastic seat, top and frame finish color codes (e.g., SG418TAFBR-BLU40-MPL385CLR-CHRM).
- Glide Options:
  - Felt-Base Glides - Add "FG" to model no. (e.g. SG418FG)
  - Steel-Base Glides - Add "SG" to model no. (e.g. SG418SG)



# CLASSROOM FURNITURE

SOLD IN FULL CARTONS ONLY

Model No.	Quick Ship	Classroom Basics	Description	Unit Price F.O.B. Warehouse	Units Per Carton	Unit Weight	Unit Cube	Fed Ex.	Freight Class
-----------	------------	------------------	-------------	-----------------------------	------------------	-------------	-----------	---------	---------------

## TELOS<sup>®</sup> SERIES - 4-Leg Stack Chairs

Tubular steel frame, molded Martest<sup>®</sup> 21 or Fortified Recycled Wood<sup>™</sup> (FRW<sup>™</sup>) hard plastic seat and back. Nylon-base swivel glides. Optional steel-base and felt-base glides are available. Metal surfaces are available chromed or with a powder coat finish.



N312			12" seat height.	214.00	5	14.3	1.06		85
N314			14" seat height.	214.00	5	15.2	1.26		85
N316			16" seat height.	227.00	4	19.2	2.11		100
N318			18" seat height.	233.00	4	22.1	2.69		100

**Optional Configurations** - Available with a 4 - 6 weeks lead time unless stated otherwise.

Ganging Device - Add "G" to model no. (e.g., N318G) (Min. order -100). Available on 18" seat height chairs only.

+ 22.00

## TELOS<sup>®</sup> SERIES - Mobile Task Chairs

Martest<sup>®</sup> 21 or Fortified Recycled Wood<sup>™</sup> (FRW<sup>™</sup>) hard plastic seat and back, a pneumatic cylinder. Chair swivels 360°. Pedestal base has a five-prong construction. Five 2" diameter, dual-wheel, hooded swivel casters. Optional 5-pack of fixed glides and 5-pack of soft-wheel casters are available.



N3TASK16			13 $\frac{3}{4}$ " to 16 $\frac{3}{4}$ " seat height.	421.00	1	27.2	3.73		100
N3TASK18			15"-19 $\frac{1}{2}$ " seat height.	428.00	1	31.1	4.82		100
UGLIDE			Optional Fixed Glides (5 pack).	48.00	1	1.0	0.09		150
U9024CAST			Optional Soft-Wheel Casters (5 pack).	71.00	1	1.3	0.09		65

## TELOS<sup>®</sup> SERIES - Lab Stools

Martest<sup>®</sup> 21 or Fortified Recycled Wood<sup>™</sup> (FRW<sup>™</sup>) hard plastic seat and back, a pneumatic cylinder. Chair swivels 360°. Pedestal base has a five-prong construction. Adjustable 18" diameter Chrome footring. Five 2" diameter, dual-wheel, hooded swivel casters. Seat height adjusts from 18 $\frac{1}{2}$ " to 26 $\frac{1}{4}$ "; the footring shall be adjustable from 8" to 14". The overall height of this unit adjusts from 31 $\frac{1}{2}$ " to 39 $\frac{1}{2}$ ". Optional 5-pack of fixed glides and 5-pack of soft-wheel casters are available.



N3LAB			Lab stool.	786.00	1	36.1	4.82		100
UGLIDE			Optional Fixed Glides (5 pack).	48.00	1	1.0	0.09		150
U9024CAST			Optional Soft-Wheel Casters (5 pack).	71.00	1	1.3	0.09		65

## TELOS<sup>®</sup> SERIES - Chair Desks

Tubular steel frame, Martest<sup>®</sup> 21 or Fortified Recycled Wood<sup>™</sup> (FRW<sup>™</sup>) hard plastic seat and back. Models are available with an FRW<sup>™</sup> hard plastic work surface. Available with two work surfaces: 19 $\frac{3}{8}$ " x 25 $\frac{3}{8}$ " and 18" x 24". Optional configurations include a backpack hanger. Available with or without a steel-rod bookrack and. Nylon-base swivel glides. Optional steel-base and felt-base glides are available. Metal surfaces are available chromed or with a powder coat finish. Seat height 18". Work Surface (19 $\frac{3}{8}$ " x 25 $\frac{3}{8}$ ") Overall Dimensions: 36 $\frac{3}{8}$ "D x 24"W x 31"H. Body Clearance: 16". Work Surface (18" x 24"). Overall Dimensions: 36 $\frac{3}{8}$ "D x 25 $\frac{3}{8}$ "W x 31"H. Body Clearance: 16".



N3COBRM			19 $\frac{3}{8}$ " x 25 $\frac{3}{8}$ ", bookrack.	550.00	2	47.8	10.22		Call
N3CONBRM			19 $\frac{3}{8}$ " x 25 $\frac{3}{8}$ ", no bookrack.	520.00	2	45.2	10.22		300
N3CORBRM			18" x 24" bookrack.	540.00	2	47.3	10.22		Call
N3CORNBRM			18" x 24", no bookrack.	510.00	2	44.7	10.22		300

**Optional Configurations** - Available with a 4 - 6 weeks lead time unless stated otherwise.

Backpack Hanger - Add "BH" to model no. (e.g., N3COBRMHM).

+ 20.00

### HOW TO ORDER:

- Plastic, top and frame finish colors and color codes are listed on pages xi-xii.
- To order chairs, specify the model number, plastic seat, and frame finish color codes (e.g., N318-BLU40-CHRM).
- To order task and lab stools, specify the model number, plastic seat and base color codes (e.g., N3TASK18-BLU40-BLK01).
- To order combo units, specify the model number, plastic seat, top and frame finish color codes (e.g., N3CORBRM-BLU40-BRN38-CHRM).
- Glide Options:
  - Felt-Base Glides - Add "FG" to model no. (e.g. N318FG)
  - Steel-Base Glides - Add "SG" to model no. (e.g. N318SG)



# CLASSROOM FURNITURE

SOLD IN FULL CARTONS ONLY

Model No.	Quick Ship	Classroom Basics	Description	Unit Price F.O.B. Warehouse	Units Per Carton	Unit Weight	Unit Cube	Fed Ex.	Freight Class
-----------	------------	------------------	-------------	-----------------------------	------------------	-------------	-----------	---------	---------------

## ZUMA® SERIES - 4-Leg Stack Chairs

Tubular steel frame, one-piece molded polypropylene shell. Optional configurations include armrests, a bookrack, a ganging device for 18" seat height only, seat pads for 18" seat height only, and a flame retardant additive. The flame retardant additive has been tested and meet the acceptance criteria of California TB-133. Compliance with 527 CMR, Section 29 requires regulated seating (including molded seating) to meet the flammability test criteria of California TB-133. Models with molded polypropylene armrests cannot accept an optional ganging device. Nylon-base swivel glides. Optional steel-base and felt-base glides are available. Metal surfaces are available chromed or with a powder coat finish.



ZU410			10" seat height.	194.00	5	7.9	1.10		150
ZU413	✓ pg. 5	✓ pg. 18	13" seat height.	194.00	5	9.6	1.54		150
ZU415	✓ pg. 5	✓ pg. 18	15" seat height.	205.00	5	11.2	2.08		150
ZU418	✓ pg. 5	✓ pg. 18	18" seat height.	225.00	4	15.6	3.13		150

**Optional Configurations** - Available with a 4 - 6 weeks lead time unless stated otherwise.

Armrests - Add "A" to model no. (e.g., ZU413A). Only available in Graphite color.	+ 30.00	
Bookrack - Add "BR" to model no. (e.g., ZU418BR). Available on 18" seat height chairs only.	+ 30.00	
Flame Retardant Additive - Add "FR" to model no. (e.g., ZU415FR)	+ 50.00	
Ganging Device - Add "G" to model no. (e.g., ZU418G) (Min. order -100) Available on 18" seat height chairs only.	+ 22.00	

## ZUMA® SERIES - 4-Leg Stacking Caster Chair

Tubular steel frame, one-piece molded polypropylene shell. Four 2" dual-wheel casters. Recommend chairs stack 5 high. Metal surfaces are available chromed or with a powder coat finish.



ZUST13C			13" seat height.	245.00	4	10.8	2.18		125
ZUST15C			15" seat height.	255.00	4	12.7	2.85		Call
ZUST18C			18" seat height.	275.00	4	15.9	4.48		100

## ZUMA® SERIES - 4-Leg Stack Chairs with Civitas Leg Frame

Tubular steel frame, one-piece molded polypropylene shell. Optional configurations include locking swivel casters and a flame retardant additive. The flame retardant additive has been tested and meet the acceptance criteria of California TB-133. Compliance with 527 CMR, Section 29 requires regulated seating (including molded seating) to meet the flammability test criteria of California TB-133. Nylon-base swivel glides. NOTE: For standard and optional glides, glide sleeves are available only in Virco's Graphite color.



CZ18		✓ pg. 18	18" seat height.	136.00	4	14.2	3.13	*	150
------	--	-------------	------------------	--------	---	------	------	---	-----

**Optional Configurations** - Available with a 4 - 6 weeks lead time unless stated otherwise.

Casters - Add "C" to model no. (e.g., CZ18C).	+ 50.00	
Flame Retardant Additive - Add "FR" to model no. (e.g., CZ18FR).	+ 50.00	

## ZUMA® SERIES - Rocking Chairs

Tubular steel frame, one-piece molded polypropylene shell with color-coordinated glides. Optional configurations include armrests and a flame retardant additive. The flame retardant additive has been tested and meet the acceptance criteria of California TB-133. Compliance with 527 CMR, Section 29 requires regulated seating (including molded seating) to meet the flammability test criteria of California TB-133. Four nylon glides, two of which cover the ends of the frame tubes. Recommended for use on carpeted surfaces only; however, an optional factory-installed felt strip on the bottom of each leg is available for flooring applications where a felt contact surface is appropriate. Models are available with optional rear bump glides designed for environments where limited motion may be desired, such as areas for children with severe sensory integration problems or Autism. Models with the optional rear bump glides come standard with Graphite color glides. Metal surfaces are available chromed.



ZROCK13		✓ pg. 19	13" seat height.	287.00	2	12.1	3.23		150
ZROCK15		✓ pg. 19	15" seat height.	292.00	2	14.8	4.16		150
ZROCK18	✓ pg. 5	✓ pg. 19	18" seat height.	315.00	2	21.7	5.95		250

**Optional Configurations** - Available with a 4 - 6 weeks lead time unless stated otherwise.

Armrests - Add "A" to model no. (e.g., ZROCK13A). Only available in Graphite color.	+ 30.00	
Bump Glides - Add "BG" to model no. (e.g., ZROCK18BG).	No Upcharge	
Felt Strip on Each Leg - Add "FG" to model no. (e.g., ZROCK18FG).	No Upcharge	
Flame Retardant Additive - Add "FR" to model no. (e.g., ZROCK15FR)	+ 50.00	





# CLASSROOM FURNITURE

SOLD IN FULL CARTONS ONLY

Model No.	Quick Ship	Classroom Basics	Description	Unit Price F.O.B. Warehouse	Units Per Carton	Unit Weight	Unit Cube	Fed Ex.	Freight Class
-----------	------------	------------------	-------------	-----------------------------	------------------	-------------	-----------	---------	---------------

## ZUMA® SERIES - Cantilever Chairs

Tubular steel frame, one-piece molded polypropylene shell. Optional configurations include armrests, a bookrack for 15<sup>3</sup>/<sub>16</sub>" and 18<sup>1</sup>/<sub>2</sub>" seat height only, and a flame retardant additive. The flame retardant additive has been tested and meet the acceptance criteria of California TB-133. Compliance with 527 CMR, Section 29 requires regulated seating (including molded seating) to meet the flammability test criteria of California TB-133. Four nylon, swiveling, self-leveling nylon-base glides, two of which cover the ends of the frame tubes. Optional swiveling, self-leveling steel-base and felt-base glides are available. Metal surfaces are available chromed or with a powder coat finish. Standard with Graphite color glides only.



ZCANT13			13 <sup>3</sup> / <sub>16</sub> " seat height.	205.00	2	12.2	3.23		150
ZCANT15		✓ pg. 19	15 <sup>3</sup> / <sub>16</sub> " seat height.	215.00	2	14.9	4.16		250
ZCANT18		✓ pg. 19	18 <sup>1</sup> / <sub>2</sub> " seat height.	235.00	2	18.3	5.99		250

**Optional Configurations** - Available with a 4 - 6 weeks lead time unless stated otherwise.

Armrests - Add "A" to model no. (e.g., ZCANT18A). (For 18" seat height) Only available in Graphite color.

+ 30.00

Bookrack - Add "BR" to model no. (e.g., ZCANT15BR). (For 15" and 18" seat heights)

+ 30.00

Flame Retardant Additive - Add "FR" to model no. (e.g., ZCANT13FR)

+ 50.00

## ZUMA® SERIES - Stacking Cantilever Chairs

Tubular steel frame, one-piece molded polypropylene shell. Recommend chairs stack 4 high. Under-seat bumpers protect contact surfaces and allow chair to easily rest on table/desk surface. Four nylon, swiveling, self-leveling nylon-base glides, two of which cover the ends of the frame tubes. Metal surfaces are available chromed. Standard with Graphite color glides only.



ZSTCANT13			13" seat height.	230.00	4	11.2	2.02		250
ZSTCANT15		✓ pg. 19	15" seat height.	240.00	4	13.1	2.61		250
ZSTCANT18		✓ pg. 19	18" seat height.	260.00	4	17.3	4.07		250

## ZUMA® SERIES - Mobile Task Chairs

One-piece molded polypropylene shell, a pneumatic cylinder. Chair swivels 360°. Pedestal base has a five-prong construction. Five 2" diameter, dual-wheel, hooded swivel casters. Optional configurations include armrests and a flame retardant additive. The flame retardant additive has been tested and meet the acceptance criteria of California TB-133. Compliance with 527 CMR, Section 29 requires regulated seating (including molded seating) to meet the flammability test criteria of California TB-133. Optional 5-pack of fixed glides and 5-pack of soft-wheel casters are available.



ZTASK15			14"-17" seat height.	397.00	1	19.3	3.73		150
ZTASK18	✓ pg. 5	✓ pg. 19	16"-20 <sup>1</sup> / <sub>2</sub> " seat height.	419.00	1	24.6	4.82		150
UGLIDE			Optional Fixed Glides (5 pack).	48.00	1	1.0	0.09		150
U9024CAST			Optional Soft-Wheel Casters (5 pack).	71.00	1	1.3	0.09		65

**Optional Configurations** - Available with a 4 - 6 weeks lead time unless stated otherwise.

Armrests - Add "A" to model no. (e.g., ZTASK18A). Available on model ZTASK18 only. Only available in Graphite color.

+ 30.00

Flame Retardant Additive - Add "FR" to model no. (e.g., ZTASK15FR)

+ 50.00

## ZUMA® SERIES - Lab Stools (Adjustable-Height)

One-piece molded polypropylene shell, a pneumatic cylinder. Chair swivels 360°. Pedestal base has a five-prong construction. Adjustable 18" diameter Chrome footing. Five 2" diameter, dual-wheel, hooded swivel casters. Seat height adjusts from 19<sup>1</sup>/<sub>2</sub>" to 27"; the footing is adjustable from 8" to 14". The overall height is adjustable from 34<sup>1</sup>/<sub>2</sub>" to 42". Optional configurations include a flame retardant additive. The flame retardant additive has been tested and meet the acceptance criteria of California TB-133. Compliance with 527 CMR, Section 29 requires regulated seating (including molded seating) to meet the flammability test criteria of California TB-133. Optional 5-pack of fixed glides and 5-pack of soft-wheel casters are available.



ZLAB	✓ pg. 5	✓ pg. 19	19 <sup>1</sup> / <sub>2</sub> "-27" seat height.	494.00	1	28.6	4.82		150
UGLIDE			Optional Fixed Glides (5 pack).	48.00	1	1.0	0.09		150
U9024CAST			Optional Soft-Wheel Casters (5 pack).	71.00	1	1.3	0.09		65

**Optional Configurations** - Available with a 4 - 6 weeks lead time unless stated otherwise.

Flame Retardant Additive - Add "FR" to model no. (e.g., ZLABFR)

+ 50.00

ZUMA Series continued on page 60.



Products on this page are Greenguard® certified.

# CLASSROOM FURNITURE

SOLD IN FULL CARTONS ONLY

Model No.	Quick Ship	Classroom Basics	Description	Unit Price F.O.B. Warehouse	Units Per Carton	Unit Weight	Unit Cube	Fed. Ex.	Freight Class
-----------	------------	------------------	-------------	-----------------------------	------------------	-------------	-----------	----------	---------------

## ZUMA® SERIES - Lab Stools (Fixed-Height)

Tubular steel frame, one-piece molded polypropylene shell. Self-returning swivel seat rotates approximately 180°. Optional configurations include a flame retardant additive. The flame retardant additive has been tested and meet the acceptance criteria of California TB-133. Compliance with 527 CMR, Section 29 requires regulated seating (including molded seating) to meet the flammability test criteria of California TB-133. Nylon-base swivel glides. Optional steel-base and felt-base glides are available. Metal surfaces are available chromed or with a powder coat finish.



ZU18LS			18" seat height.	428.00	1	28.6	7.32		150
ZU21LS			21" seat height.	441.00	1	29.3	7.32		150

**Optional Configurations** - Available with a 4 - 6 weeks lead time unless stated otherwise.

Flame Retardant Additive - Add "FR" to model no. (e.g., ZU18LSFR)	+ 50.00	
---	---------	--

## ZUMA® SERIES - Chair Desks (19<sup>3</sup>/<sub>8</sub>" x 25<sup>3</sup>/<sub>8</sub>" Bowfront Top)

Tubular steel frame, one-piece molded polypropylene shell. Models are available with an FRW™ hard plastic work surface. Optional configurations include a backpack hanger and a left-handed work surface. Available with or without a steel-rod bookrack. Nylon-base swivel glides. Optional steel-base and felt-base glides are available. Metal surfaces are available chromed or with a powder coat finish. Overall dimensions: 37<sup>3</sup>/<sub>4</sub>"D x 25<sup>3</sup>/<sub>8</sub>"W x 32<sup>3</sup>/<sub>8</sub>"H. Body Clearance: 16<sup>1</sup>/<sub>2</sub>".



ZCOBRM			Right-handed, bookrack.	687.00	2	37.2	10.28		300
ZCONBRM		✓ pg. 19	Right-handed, no bookrack.	637.00	2	34.6	10.28		300

**Optional Configurations** - Available with a 4 - 6 weeks lead time unless stated otherwise.

Backpack Hanger - Add "BH" to model no. (e.g., ZCOBRBHM).	+ 20.00	
---	---------	--

Left-Handed - Add "LH" to model no. (e.g., ZCOLHBRM).	No Upcharge	
---	-------------	--

## ZUMA® SERIES - SledCombo® Chair Desks (18<sup>5</sup>/<sub>8</sub>" x 25" Bowfront Top)

Tubular steel frame, one-piece molded polypropylene shell. Models are available with an FRW™ hard plastic work surface. A convenient double-entry configuration allows easy seat access from either side of the unit. Optional configurations include a backpack hanger. Available with or without a steel-rod bookrack. Four non-adjustable nylon glides. Seat height is 18". Overall dimensions: 39<sup>3</sup>/<sub>4</sub>"D x 25"W x 33"H. Body Clearance: 16<sup>1</sup>/<sub>4</sub>".



ZSLEDBRM			Bookrack.	680.00	1	49.7	20.23		150
ZSLEDNBRM			No bookrack.	650.00	1	47.5	20.23		150

**Optional Configurations** - Available with a 4 - 6 weeks lead time unless stated otherwise.

Backpack Hanger - Add "BH" to model no. (e.g., ZSLEDBRBHM).	+ 20.00	
---	---------	--

## ZUMA® SERIES - Articulating Tablet Arm Chair Desks (21<sup>1</sup>/<sub>4</sub>" x 15" x 10<sup>5</sup>/<sub>8</sub>" Top)

Tubular steel frame, one-piece molded polypropylene shell. Models are available with a plywood-core high-pressure laminate work surface with beveled and lacquer-sealed edges. Optional configurations include a left-handed work surface. Nylon-base swivel glides. Optional steel-base and felt-base glides are available. Metal surfaces are available chromed or with a powder coat finish. Seat height is 18". Overall dimensions: 32<sup>1</sup>/<sub>2</sub>"D x 22<sup>1</sup>/<sub>2</sub>"W x 28<sup>5</sup>/<sub>8</sub>"H. Body Clearance: 15".



ZU418TABR			21 <sup>1</sup> / <sub>4</sub> " x 15" x 10 <sup>5</sup> / <sub>8</sub> " articulating tablet arm, right-handed, bookrack.	664.00	1	33.5	14.63		300
-----------	--	--	--	--------	---	------	-------	--	-----

**Optional Configurations** - Available with a 4 - 6 weeks lead time unless stated otherwise.

Left-Handed - Add "LH" to model no. (e.g., ZU418TABRLH).	No Upcharge	
--	-------------	--

## ZUMA® SERIES - Fixed Tablet Arm Chair Desks (22<sup>1</sup>/<sub>16</sub>" x 24<sup>1</sup>/<sub>4</sub>" x 7<sup>1</sup>/<sub>4</sub>" Top)

Tubular steel frame, one-piece molded polypropylene shell. Models are available with a plywood-core high-pressure laminate work surface with beveled and lacquer-sealed edges. Optional configurations include a left-handed work surface. Nylon-base swivel glides. Optional steel-base and felt-base glides are available. Standard with Graphite glide sleeves only. Metal surfaces are available chromed or with a powder coat finish. Seat height is 18". Overall dimensions: 32<sup>1</sup>/<sub>2</sub>"D x 22<sup>1</sup>/<sub>2</sub>"W x 32<sup>1</sup>/<sub>4</sub>"H. Body Clearance: 16".



ZU418TAFBR			21 <sup>1</sup> / <sub>4</sub> " x 22 <sup>1</sup> / <sub>4</sub> " x 7 <sup>1</sup> / <sub>4</sub> " fixed tablet arm, right-handed, bookrack.	524.00	1	36.2	14.63		300
------------	--	--	---	--------	---	------	-------	--	-----

**Optional Configurations** - Available with a 4 - 6 weeks lead time unless stated otherwise.

Left-Handed - Add "LH" to model no. (e.g., ZU418TAFBRLH).	No Upcharge	
---	-------------	--

## ZUMA® SERIES - Chair Desks (19<sup>3</sup>/<sub>8</sub>" x 25<sup>3</sup>/<sub>8</sub>" Top) with Civitas Frame

Tubular steel frame, one-piece molded polypropylene shell. Models are available with a particleboard-core high-pressure laminate work surface with beveled and lacquer-sealed edges. Optional configurations include an FRW™ hard plastic work surface and a left-handed work surface. Available with or without a steel-rod bookrack and backpack hanger. Nylon-base swivel glides. Optional steel-base and felt-base glides are available. Metal surfaces are available chromed or with a powder coat finish. Seat height is 18<sup>5</sup>/<sub>8</sub>".



CCZ1			Laminate top, bookrack, right-handed.	558.00	2	36.5	10.28		Call
CCZ2			Laminate top, bookrack, backpack hanger, right-handed.	578.00	2	37.0	10.28		Call
CCZ3			Laminate top, no bookrack, right-handed.	528.00	2	31.3	10.28		Call
CCZ4			Laminate top, no bookrack, backpack hanger, right-handed.	548.00	2	31.8	10.28		Call

**Optional Configurations** - Available with a 4 - 6 weeks lead time unless stated otherwise.

Hard Plastic Top - Add "M" to model no. (e.g., CCZ1M).	+ 60.00	
--	---------	--

Left-Handed - Add "LH" to model no. (e.g., CCZ1LH).	No Upcharge	
---	-------------	--



Products on this page are Greenguard® certified.

# CLASSROOM FURNITURE

SOLD IN FULL CARTONS ONLY

Model No.	Quick Ship	Classroom Basics	Description	Unit Price F.O.B. Warehouse	Units Per Carton	Unit Weight	Unit Cube	Fed Ex.	Freight Class
-----------	------------	------------------	-------------	-----------------------------	------------------	-------------	-----------	---------	---------------

## ZUMA® SERIES - Agile Combo Units (19<sup>3</sup>/<sub>8</sub>" x 25<sup>3</sup>/<sub>8</sub>" Top)

Tubular steel frame, ergonomically contoured polypropylene shell, twin-wheel soft caster on each front leg for enhanced mobility and a compression-brake ("sit-lock") feature. Models are available with a particleboard-core high-pressure laminate work surface with beveled and lacquer-sealed edges. Optional configurations include an FRW™ hard plastic work surface and a left-handed work surface. Available with or without a steel-rod bookrack and backpack hanger. Each rear leg shall have a rubber-base swivel glide. Metal surfaces are available chromed or with a powder coat finish. Seat height is 17<sup>1</sup>/<sub>2</sub>". 36<sup>3</sup>/<sub>4</sub>"D x 25<sup>3</sup>/<sub>8</sub>"W x 32<sup>1</sup>/<sub>2</sub>"H. Body Clearance: 16<sup>1</sup>/<sub>2</sub>".



ACZ1			Laminate top, bookrack, right-handed.	460.00	2	37.4	10.28		Call
ACZ2			Laminate top, bookrack, right-handed, backpack hanger.	480.00	2	Call	10.30		Call
ACZ3			Laminate top, no bookrack, right-handed.	430.00	2	30.7	10.28		Call
ACZ4			Laminate top, no bookrack, right-handed, backpack hanger.	450.00	2	Call	10.28		Call

**Optional Configurations** - Available with a 4 - 6 weeks lead time unless stated otherwise.

Hard Plastic Top - Add "M" to model no. (e.g., ACZ1M).

+ 60.00

Left-Handed - Add "LH" to model no. (e.g., ACZ1LH).

No Upcharge

## ZUMA® SERIES - Agile Combo Units (19<sup>3</sup>/<sub>8</sub>" x 32<sup>1</sup>/<sub>2</sub>" Top) Collaborative Learning Top with Civitas Frame

Tubular steel frame, ergonomically contoured polypropylene shell, twin-wheel soft caster on each front leg for enhanced mobility and a compression-brake ("sit-lock") feature. Models are available with a particleboard-core high-pressure laminate work surface with beveled and lacquer-sealed edges. Optional configurations include an FRW™ hard plastic work surface and a left-handed work surface. Available with or without a steel-rod bookrack and backpack hanger. Each rear leg shall have a rubber-base swivel glide. Metal surfaces are available chromed or with a powder coat finish. Seat height is 17<sup>1</sup>/<sub>2</sub>".



ACCZ1CT			Laminate top, bookrack, right-handed.	471.00	2	35.9	14.07		Call
ACCZ2CT			Laminate top, bookrack, backpack hanger, right-handed.	491.00	2	36.4	14.07		Call
ACCZ3CT			Laminate top, no bookrack, right-handed.	441.00	2	30.7	14.07		Call
ACCZ4CT			Laminate top, no bookrack, backpack hanger, right-handed.	461.00	2	31.2	14.07		Call

**Optional Configurations** - Available with a 4 - 6 weeks lead time unless stated otherwise.

Hard Plastic Top - Add "M" to model no. (e.g., ACCZ1CTM).

+ 60.00

Left-Handed - Add "LH" to model no. (e.g., ACCZ1LHCT).

No Upcharge

## ZUMA® SERIES - Chair Desks (19<sup>7</sup>/<sub>8</sub>" x 32<sup>1</sup>/<sub>2</sub>" Top) Collaborative Learning Top

Tubular steel frame, one-piece molded polypropylene shell. Work surface is hexagon-shaped to support collaborative grouping of desks. Models are available with a particleboard-core high-pressure laminate work surface with beveled and lacquer-sealed edges. Optional configurations include a cup holder, an FRW™ hard plastic work surface, a left-handed work surface, and work surfaces with a urethane-based Sure Edge® finish. Available with or without a steel-rod bookrack and backpack hanger. Standard with Graphite glide sleeves only. Metal surfaces are available chromed or with a powder coat finish.

ZC1CT			Laminate top, bookrack, right-handed.	697.00	2	36.0	14.07		100
ZC2CT			Laminate top, bookrack, backpack hanger, right-handed.	717.00	2	36.5	14.07		100
ZC3CT			Laminate top, no bookrack, right-handed.	667.00	2	33.4	14.07		100
ZC4CT			Laminate top, no bookrack, backpack hanger, right-handed.	687.00	2	33.9	14.07		Call

**Optional Configurations** - Available with a 4 - 6 weeks lead time unless stated otherwise.

Cup Holder - Add "C" to model no. (e.g., ZC1CTC).

+ 45.00

Hard Plastic Top - Add "M" to model no. (e.g., ZC1CTM).

+ 60.00

Left-Handed - Add "LH" to model no. (e.g., ZC1LHCT).

No Upcharge

Sure Edge Finish - Add "AE" to model no. (e.g., ZC1CTAE).

+ 60.00

## ZUMA® SERIES - Agile Combo Units (19<sup>3</sup>/<sub>8</sub>" x 32<sup>1</sup>/<sub>2</sub>" Top) Collaborative Learning Top

Tubular steel frame, ergonomically contoured polypropylene, twin-wheel soft caster on each front leg for enhanced mobility and a compression-brake ("sit-lock") feature. Work surface is hexagon-shaped to support collaborative grouping of desks. Models are available with a particleboard-core high-pressure laminate work surface with beveled and lacquer-sealed edges. Optional configurations include a cup holder, an FRW™ hard plastic work surface, a left-handed work surface, and work surfaces with a urethane-based Sure Edge® finish. Available with or without a steel-rod bookrack and backpack hanger. Each rear leg shall have a rubber-base swivel glide. Metal surfaces are available chromed or with a powder coat finish.



ACZ1CT			Laminate top, bookrack, right-handed.	520.00	2	36.0	14.07		Call
ACZ2CT			Laminate top, bookrack, backpack hanger, right-handed.	540.00	2	36.5	14.07		Call
ACZ3CT			Laminate top, no bookrack, right-handed.	490.00	2	34.1	14.07		Call
ACZ4CT			Laminate top, no bookrack, backpack hanger, right-handed.	510.00	2	33.9	14.07		Call

**Optional Configurations** - Available with a 4 - 6 weeks lead time unless stated otherwise.

Cup Holder - Add "C" to model no. (e.g., ACZ1CTC).

+ 45.00

Hard Plastic Top - Add "M" to model no. (e.g., ACZ1CTM).

+ 60.00

Left-Handed - Add "LH" to model no. (e.g., ACZ1LHCT).

No Upcharge

Sure Edge Finish - Add "AE" to model no. (e.g., ACZ1CTAE).

+ 60.00

ZUMA Series continued on page 62.



Products on this page are Greenguard® certified.

# CLASSROOM FURNITURE

SOLD IN FULL CARTONS ONLY

Model No.	Quick Ship	Classroom Basics	Description	Unit Price F.O.B. Warehouse	Units Per Carton	Unit Weight	Unit Cube	Fed Ex.	Freight Class
-----------	------------	------------------	-------------	-----------------------------	------------------	-------------	-----------	---------	---------------

## ZUMA® SERIES - Student Desks (20"D x 26½"W Top)

Tubular steel frame, rectangular Fortified Recycled Wood™ (FRW™) hard plastic work surface which includes a pencil groove. Available with a 30", 22"-34"H and 29"-41" adjustable table height. Legs are available chromed or with a powder coat finish. Nylon-base swivel glide. Optional steel-base and felt-base glides are available.

Optional configurations include the following:

Chrome Backpack Hanger: Steel rod with a mounting plate, attached to the underside of the work surface.

Casters: Two front legs with casters. (Only available on model ZADJ2026M).

Paper/Pencil Tray: A plastic paper/pencil tray is available for use with the book basket.

Plastic Book Box: A 17½"W x 16"D x 4¼"H rectangular book box consisting of molded polypropylene.

Wire Book Basket: An all-steel, open-view, book basket measuring 4"H x 18"W x 15"D.



Z202630M			20"D x 26½"W x 30"H.	384.00	2	31.3	6.47		85
ZADJ2026M	✓ pg. 4	✓ pg. 20	20"D x 26½"W x 22"-34"H.	354.00	2	31.7	3.86		85
Z2026SUM			20"D x 26½"W x 29"-41"H, stand-up.	394.00	2	34.7	7.94		70

**Optional Configurations** - Available with a 4 - 6 weeks lead time unless stated otherwise.

Backpack Hanger - Add "BH" to model no. (e.g., Z202630BHM).

+ 20.00

Casters (two front leg casters) - Add "C2" to model no. (e.g., ZADJ2026MC2). (Only available on model ZADJ2026M)

+ 25.00

Paper/Pencil Tray - Add "BRT" to model no. (e.g., Z202630BRTM).

+ 50.00

Plastic Book Box - Add "BOX" to model no. (e.g., ZADJ2026BOXM).

+ 30.00

Wire Book Basket - Add "BR" to model no. (e.g., Z202630BRM).

+ 30.00

## ZUMA® SERIES - Student Desks (22¾"D x 31½"W Top)

Tubular steel frame, rectangular Fortified Recycled Wood™ (FRW™) hard plastic work surface which includes a pencil groove. 30" table height. Legs are available chromed or with a powder coat finish. Nylon-base swivel glide. Optional steel-base and felt-base glides are available.

Optional configurations include the following:

Chrome Backpack Hanger: Steel rod with a mounting plate, attached to the underside of the work surface.

Paper/Pencil Tray: A plastic paper/pencil tray is available for use with the book basket.

Plastic Book Box: A 17½"W x 16"D x 4¼"H rectangular book box consisting of molded polypropylene.

Wire Book Basket: An all-steel, open-view, book basket measuring 4"H x 18"W x 15"D.



Z203130M			22¾"D x 31½"W x 30"H.	430.00	2	35.4	9.64		85
ZADJ2031M			22¾"D x 31½"W x 22"-34"H.	400.00	2	35.7	5.86		150

**Optional Configurations** - Available with a 4 - 6 weeks lead time unless stated otherwise.

Backpack Hanger - Add "BH" to model no. (e.g., Z203130BHM).

+ 20.00

Paper/Pencil Tray - Add "BRT" to model no. (e.g., Z203130BRTM).

+ 50.00

Plastic Book Box - Add "BOX" to model no. (e.g., ZADJ2031BOXM).

+ 30.00

Wire Book Basket - Add "BR" to model no. (e.g., Z203130BRM).

+ 30.00



Products on this page are Greenguard® certified.

# CLASSROOM FURNITURE

SOLD IN FULL CARTONS ONLY

Model No.	Quick Ship	Classroom Basics	Description	Unit Price F.O.B. Warehouse	Units Per Carton	Unit Weight	Unit Cube	Fed Ex.	Freight Class
-----------	------------	------------------	-------------	-----------------------------	------------------	-------------	-----------	---------	---------------

## ZUMA® SERIES - ZBOOM Desks (28" x 28" Top)

Tubular steel frame, boomerang-shaped work surface. Models are available with a particleboard-core high-pressure laminate work surface with a T-mold edge banding or an optional FRW™ hard plastic work surface. Work surface enables 4-desk clusters for collaborative learning activities. Models come standard with a 22" to 34" top-height adjustment range. Metal surfaces are available chromed or with a powder coat finish. Nylon-base swivel glides. Optional steel-base and felt-base glides are available.

Optional configurations include the following:

Chrome Backpack Hanger: Steel rod with a mounting plate, attached to the underside of the work surface.

Caster: A single caster is available only for the desk's middle leg; this single caster is not available for use with desks having stand-up height legs. Use of the caster increases the height range from 22"-34" to 23"-34".

Gang Brackets: These consist of two steel plates with a strip of 3M® Dual Lock fastener adhered to each; two gang brackets are secured to the underside of the work surface along the edges. Ganging takes place by fastening the gang brackets of adjoining desks. Paper/Pencil Tray: A plastic paper/pencil tray is available for use with the book basket.

Paper/Pencil Tray: A plastic paper/pencil tray is available for use with the book basket.

Plastic Book Box: A 17½"W x 16"D x 4¼"H rectangular book box consisting of molded polypropylene.

Stand-Up Height: An optional stand-up height top range of 29"-41".

Stand-Up Height Leg Brace: An arched, tubular steel leg brace is available for use only with optional stand-up height models. Use of the leg brace reduces the height range from 29"-41" to 31"-41". Leg brace components are only available with a powder coat finish.

Tote Tray: A 3" deep plastic tote tray is available and includes attachment rails and fasteners for mounting the tote tray beneath a desk top.

Wire Book Basket: An all-steel, open-view, book basket measuring 4"H x 18"W x 15"D.



ZBOOM		✓ pg. 20	Laminated top.	365.00	2	33.7	5.25	*	85
-------	--	-------------	----------------	--------	---	------	------	---	----

**Optional Configurations** - Available with a 4 - 6 weeks lead time unless stated otherwise.

Backpack Hanger - Add "BH" to model no. (e.g., ZBOOMBH).	+ 20.00	
Caster - Add "C" to model no. (e.g., ZBOOMC).	+ 50.00	
Gang Brackets - Add "G" to model no. (e.g., ZBOOMG).	+ 22.00	
Hard Plastic Top - Add "M" to model no. (e.g., ZBOOMM).	+ 60.00	
Paper/Pencil Tray - Add "BRT" to model no. (e.g., ZBOOMBRT).	+ 50.00	
Plastic Book Box - Add "BB" to model no. (e.g., ZBOOMBB).	+ 30.00	
Stand-Up Height - Add "SU" to model no. (e.g., ZBOOMSU).	+ 40.00	
Stand-Up Height Leg Brace - Add "LB" to model no. (e.g., ZBOOMSULB).	+ 30.00	
Tote Tray - Add "TT" to model no. (e.g., ZBOOMTT).	+ 30.00	
Wire Book Basket - Add "BR" to model no. (e.g., ZBOOMBR).	+ 30.00	

## ZUMA® SERIES - Wheelchair Height ZBOOM Desks (33" x 33" Top)

Tubular steel frame, boomerang-shaped work surface. Models are available with a particleboard-core high-pressure laminate work surface with a T-mold edge banding. Work surface enables 4-desk clusters for collaborative learning activities. Models come standard with a 22½" to 34½" top-height adjustment range. Metal surfaces are available chromed or with a powder coat finish. Nylon-base swivel glides. Optional steel-base and felt-base glides are available.

Optional configurations include the following:

Caster: A single caster is available only for the desk's middle leg.

Gang Brackets: These consist of two steel plates with a strip of 3M® Dual Lock fastener adhered to each; two gang brackets are secured to the underside of the work surface along the edges. Ganging takes place by fastening the gang brackets of adjoining desks. Paper/Pencil Tray: A plastic paper/pencil tray is available for use with the book basket.

Plywood Laminate top with 1" reveal bevel up edge profile.

ZBOOMW			Laminated top with T-mold banding, 22½"-34½"H.	405.00	2	41.4	7.24	*	85
--------	--	--	--	--------	---	------	------	---	----

**Optional Configurations** - Available with a 4 - 6 weeks lead time unless stated otherwise.

Caster - Add "C" to model no. (e.g., ZBOOMWC).	+ 50.00	
Gang Brackets - Add "G" to model no. (e.g., ZBOOMWG).	+ 22.00	
Plywood Laminate top with 1" reveal bevel up edge profile - Add "PLT2" to model no. (e.g., ZBOOMWPLT2).	+ 60.00	

ZUMA Series continued on page 64.



# CLASSROOM FURNITURE

SOLD IN FULL CARTONS ONLY

Model No.	Quick Ship	Classroom Basics	Description	Unit Price F.O.B. Warehouse	Units Per Carton	Unit Weight	Unit Cube	Fed Ex.	Freight Class
-----------	------------	------------------	-------------	-----------------------------	------------------	-------------	-----------	---------	---------------

## ZUMA® SERIES - 2-Student Desks (22"D x 60"W Top)

Tubular steel frame. Models are available with a 25%, 27% or 29% fixed-height. Models come with an 1/8" thick particleboard-core high-pressure laminate work surface with 1/8" profile T-mold edge banding. Metal surfaces are available chromed or with a powder coat finish. Nylon-base swivel glides.

Optional configurations include the following:

Chrome Backpack Hanger: Steel rod with a mounting plate, attached to the underside of the work surface.

Paper/Pencil Tray: A plastic paper/pencil tray is available for use with the book basket.

Plastic Book Box: A 17 1/2"W x 16"D x 4 1/4"H rectangular book box consisting of molded polypropylene.

Wire Book Basket: An all-steel, open-view, book basket measuring 4"H x 18"W x 15"D.



ZDESK226025			25% fixed height	723.00	1	76.4	22.53		150
ZDESK226027			27% fixed height.	728.00	1	77.1	24.19		150
ZDESK226029			29% fixed height.	738.00	1	77.8	25.84		150

**Optional Configurations** - Available with a 4 - 6 weeks lead time unless stated otherwise.

Backpack Hanger - Add "BH" to model no. (e.g., ZDESK226025BH).

+ 20.00

Paper/Pencil Tray - Add "BRT" to model no. (e.g., ZDESK226025BRT).

+ 50.00

Plastic Book Boxes - Add "BOX" to model no. (e.g., ZDESK226025BOX).

+ 30.00

Wire Book Basket - Add "BR" to model no. (e.g., ZDESK226025BR).

+ 30.00

## ZUMA® SERIES - Student Desks (22 3/4"D x 31 1/8"W Top)

Tubular steel frame. Models are available with a 25", 27" or 29" fixed-height. Models come with an FRW™ hard plastic work surface which includes a pencil groove. Metal surfaces are available chromed or with a powder coat finish. Nylon-base swivel glides.

Optional configurations include the following:

Chrome Backpack Hanger: Steel rod with a mounting plate, attached to the underside of the work surface.

Paper/Pencil Tray: A plastic paper/pencil tray is available for use with the book basket.

Plastic Book Box: A 17 1/2"W x 16"D x 4 1/4"H rectangular book box consisting of molded polypropylene.

Wire Book Basket: An all-steel, open-view, book basket measuring 4"H x 18"W x 15"D.



ZDESK25M			25" fixed height.	464.00	2	34.1	7.04		150
ZDESK27M			27" fixed height.	470.00	2	34.6	7.54		150
ZDESK29M		✓ pg. 20	29" fixed height.	475.00	2	35.0	8.04		150

**Optional Configurations** - Available with a 4 - 6 weeks lead time unless stated otherwise.

Backpack Hanger - Add "BH" to model no. (e.g., ZDESK25BHM).

+ 20.00

Paper/Pencil Tray - Add "BRT" to model no. (e.g., ZDESK25BRTM).

+ 50.00

Plastic Book Box - Add "BOX" to model no. (e.g., ZDESK25BOXM).

+ 30.00

Wire Book Basket - Add "BR" to model no. (e.g., ZDESK25BRM).

+ 30.00

## ZUMA® SERIES - Student Desks (28" x 21 3/8" Top)

Tubular steel frame. Models are available with an FRW™ hard plastic work surface which includes a pencil groove. Metal surfaces are available chromed or with a powder coat finish. Nylon-base swivel glides.

Optional configurations include the following:

Paper/Pencil Tray: A plastic paper/pencil tray is available for use with the book basket.

Plastic Book Box: A 17 1/2"W x 16"D x 4 1/4"H rectangular book box consisting of molded polypropylene.

Wire Book Basket: An all-steel, open-view, book basket measuring 4"H x 18"W x 15"D.



ZDESK29QM		✓ pg. 20	Hard plastic top.	475.00	2	31.6	8.05		150
-----------	--	-------------	-------------------	--------	---	------	------	--	-----

**Optional Configurations** - Available with a 4 - 6 weeks lead time unless stated otherwise.

Paper/Pencil Tray - Add "BRT" to model no. (e.g., ZDESK29QBRTM).

+ 50.00

Plastic Book Box - Add "BOX" to model no. (e.g., ZDESK29QBOXM).

+ 30.00

Wire Book Basket - Add "BR" to model no. (e.g., ZDESK29QBRM).

+ 30.00

## ZUMA® SERIES - Wheelchair-Accessible Student Desk

Tubular steel cantilever frame. Work surface height is 29". Models are available with a 23"D x 35"W x 1/8" thick particleboard-core high-pressure laminate bowfront work surface with 1/8" profile T-mold edge banding. Metal surfaces are available chromed or with a powder coat finish. Nylon-base swivel glides. This desk provides 30" minimum width of unobstructed clearance, and 19" minimum depth of unobstructed clearance, and 27" minimum height beneath the work surface of unobstructed clearance, which complies with Federal ADA guidelines and standards.



ZDESK29W			Wheelchair-accessible student desk.	515.00	1	48.0	17.17	*	150
----------	--	--	-------------------------------------	--------	---	------	-------	---	-----



# CLASSROOM FURNITURE

SOLD IN FULL CARTONS ONLY

Model No.	Quick Ship	Classroom Basics	Description	Unit Price F.O.B. Warehouse	Units Per Carton	Unit Weight	Unit Cube	Fed Ex.	Freight Class
-----------	------------	------------------	-------------	-----------------------------	------------------	-------------	-----------	---------	---------------

## ZUMA<sup>®</sup> SERIES - Trapezoid Shaped Student Desks

Tubular steel frame. Models are available with an FRW™ hard plastic work surface which includes a pencil groove. Available with a 30" fixed height, 22"-34" and 29"-41" adjustable table height. Six desks can be clustered into a 6-foot hexagon (HEX model numbers) or 7-foot octagon (OCT model numbers) for collaborative learning activities. Metal surfaces are available chromed or with a powder coat finish. Nylon-base swivel glides. Optional steel-base and felt-base glides are available.

Optional configurations include the following:

Chrome Backpack Hanger: Steel rod with a mounting plate, attached to the underside of the work surface.

Paper/Pencil Tray: A plastic paper/pencil tray is available for use with the book basket.

Plastic Book Box: A 17½"W x 16"D x 4¼"H rectangular book box consisting of molded polypropylene.

Casters: Two rear legs with casters.

Wire Book Basket: An all-steel, open-view, book basket measuring 4"H x 18"W x 15"D.

NOTE: Work surface size does not permit the optional backpack hanger to be used simultaneously with the optional book basket, or with the book basket and pencil tray.



ZHEXM		✓ pg. 21	Groups as a Hexagon, 21½"D x 33"W. 22"-34"H adjustable height.	311.00	2	32.6	4.31		150
ZHEX30M			Groups as a Hexagon, 21½"D x 33"W. 30"H fixed height.	351.00	2	33.5	7.94		85
ZHEXSUM			Groups as a Hexagon, 21½"D x 33"W. 29"-41"H stand-up adjustable height.	351.00	2	36.6	7.94		100
ZOCTM			Groups as an Octagon, 21½"D x 30¾"W. 22"-34"H adjustable height.	311.00	2	31.9	4.31		85
ZOCT30M			Groups as an Octagon, 21½"D x 30¾"W. 30"H fixed height.	351.00	2	32.8	7.94		85
ZOCTSUM			Groups as a Octagon, 21½"D x 30¾"W. 29"-41"H stand-up adjustable height.	351.00	2	35.9	7.94		70

**Optional Configurations** - Available with a 4 - 6 weeks lead time unless stated otherwise.

Backpack Hanger - Add "BH" to model no. (e.g., ZHEXBHM).

+ 20.00

Casters (two rear leg) - Add "C2" to model no. (e.g., ZHEXMC2).

+ 25.00

Paper/Pencil Tray - Add "BRT" to model no. (e.g., ZHEXBRTM).

+ 50.00

Plastic Book Box - Add "BOX" to model no. (e.g., ZOCT30BOXM).

+ 30.00

Wire Book Basket - Add "BR" to model no. (e.g., ZHEXBRM).

+ 30.00

### HOW TO ORDER:

- Plastic, top and frame finish colors and color codes are listed on pages xi-xii.
- To order chairs, specify the model number, plastic seat and frame finish color codes (e.g., ZU415-BLU40-CHRM).
- To order task and lab stools, specify the model number, plastic seat and base color codes (e.g., ZTASK18-BLU40-BLK01).
- To order combo units, specify the model number, plastic seat, top and frame finish color codes (e.g., ZSLEDBRM-BLU40-BRN38-CHRM).
- To order student desks, specify the model number, plastic (which includes book box and pencil tray), top and frame finish color codes (e.g., ZHEXBRTM-BLU40-BRN38-GRY02).
- **Glide Options:**
  - Felt-Base Glides - Add "FG" to model no. (e.g. ZU418FG)
  - Steel-Base Glides - Add "SG" to model no. (e.g. ZU418SG)

## ZUMAFrd™ SERIES - Cantilever Chair

Tubular steel frame, molded Martest® 21 or Fortified Recycled Wood™ (FRW™) hard plastic seat and back. Four nylon, swiveling, self-leveling nylon-base glides, two of which cover the ends of the frame tubes. Optional swiveling, self-leveling steel-base and felt-base glides are available. Metal surfaces are available chromed or with a powder coat finish. Standard with Graphite color glides only.



ZFRDCANT18			18" seat height.	456.00	1	33.3	9.68		250
------------	--	--	------------------	--------	---	------	------	--	-----

## ZUMAFrd™ SERIES - 4-Leg Chair

Tubular steel frame, molded Martest® 21 or Fortified Recycled Wood™ (FRW™) hard plastic seat and back, steel-rod bookrack, nylon-base swivel glides. Optional steel-base and felt-base glides are available. Metal surfaces are available chromed or with a powder coat finish. Standard with Graphite color glides only.



ZFRD418BR			18" seat height, bookrack.	488.00	1	28.5	10.26		150
-----------	--	--	----------------------------	--------	---	------	-------	--	-----

## ZUMAFrd™ SERIES - Chair Desk (19¾"D x 25¾"W Top)

Tubular steel frame, Martest® 21 or Fortified Recycled Wood™ (FRW™) hard plastic seat and back. Models are available with an FRW™ hard plastic work surface. Available with or without a steel-rod bookrack. Nylon-base swivel glides. Optional steel-base and felt-base glides are available. Metal surfaces are available chromed or with a powder coat finish.



ZFRDCOBRM			Chair desk, bookrack.	782.00	1	Call	20.52		100
ZFRDCONBRM			Chair desk, no bookrack.	752.00	1	56.0	20.52		300

### HOW TO ORDER:

- Plastic, top and frame finish colors and color codes are listed on pages xi-xii.
- To order chairs, specify the model number, plastic seat and frame finish color codes (e.g., ZFRD418BR-BLU40-CHRM).
- To order combo units, specify the model number, plastic seat, top and frame finish color codes (e.g., ZFRDCOBRM-BLU40-BRN38-CHRM).
- **Glide Options:**
  - Felt-Base Glides - Add "FG" to model no. (e.g. ZFRD418BRFG)
  - Steel-Base Glides - Add "SG" to model no. (e.g. ZFRD418BRSG)



Products on this page are Greenguard® certified.

# CLASSROOM FURNITURE

SOLD IN FULL CARTONS ONLY

Model No.	Quick Ship	Classroom Basics	Description	Unit Price F.O.B. Warehouse	Units Per Carton	Unit Weight	Unit Cube	Fed Ex.	Freight Class
-----------	------------	------------------	-------------	-----------------------------	------------------	-------------	-----------	---------	---------------

## 120 SERIES - Stools

Tubular steel frame, one-piece molded polypropylene seat, nylon-base swivel glides. Optional steel-base and felt-base glides are available for models 12018, 12024 and 12030 only. Metal surfaces are available chromed or with a powder coat finish.



12018		✓ pg. 14	17 $\frac{1}{8}$ " seat height	166.00	2	8.3	1.72	*	Call
12024		✓ pg. 14	23 $\frac{3}{8}$ " seat height	176.00	2	9.5	2.21		150
12030			29 $\frac{3}{8}$ " seat height	186.00	2	10.5	2.14		150
1201927SG	✓ pg. 2	✓ pg. 14	19"-27" adjustable seat height, steel-base swivel glides only	186.00	2	10.5	1.72	*	150
1202533SG			25"-33" adjustable seat height, steel-base swivel glides only	196.00	2	11.7	2.14	*	150

### HOW TO ORDER:

- Plastic and frame finish colors and color codes are listed on pages xi-xii.
- To order, specify the model number, plastic seat and frame finish color codes. (e.g., 12018-BLU51-CHRM).
- Glide Options:
- Felt-Base Glides - Add "FG" to model no. (e.g. 12018FG) Not offered on models 1201927SG & 1202533SG.
- Steel-Base Glides - Add "SG" to model no. (e.g. 12018SG)

## 121 SERIES - Stools (Martest® 21 Hard Plastic)

Tubular steel frame, molded Martest® 21 or Fortified Recycled Wood™ (FRW™) hard plastic seat, nylon-base swivel glides. Optional steel-base and felt-base glides are available for models 12118, 12124 and 12130 only. Metal surfaces are available chromed or with a powder coat finish.



12118	✓ pg. 2	✓ pg. 14	17 $\frac{1}{4}$ " seat height	230.00	2	10.7	1.72	*	Call
12124	✓ pg. 2	✓ pg. 14	23 $\frac{3}{8}$ " seat height	240.00	2	12.4	2.21		150
12130	✓ pg. 2	✓ pg. 14	29 $\frac{3}{8}$ " seat height.	250.00	2	13.2	2.14		150
1211927SG	✓ pg. 2	✓ pg. 14	19"-27" adjustable seat height, steel-base swivel glides only.	250.00	2	12.9	1.72	*	150
1212533SG			25"-33" adjustable seat height, steel-base swivel glides only.	260.00	2	14.5	2.21	*	150

### HOW TO ORDER:

- Plastic and frame finish colors and color codes are listed on pages xi-xii.
- To order, specify the model number, plastic seat and frame finish color codes. (e.g., 12118-BLU51-CHRM).
- Glide Options:
- Felt-Base Glides - Add "FG" to model no. (e.g. 12118FG) Not offered on models 1211927SG & 1212533SG.
- Steel-Base Glides - Add "SG" to model no. (e.g. 12118SG)

## 122 SERIES - Stools

Tubular steel frame, formed steel seat with a Masonite® inset, nylon-base swivel glides. Optional steel-base and felt-base glides are available for models 12218, 12224 and 12230 only. Metal surfaces are available with a Silver Mist steel frame powder coat finish.



12218		✓ pg. 14	17 $\frac{1}{8}$ " seat height	167.00	2	10.7	1.72		Call
12224		✓ pg. 14	23 $\frac{3}{8}$ " seat height	177.00	2	11.6	2.21		Call
12230		✓ pg. 14	29 $\frac{3}{8}$ " seat height	187.00	2	12.7	2.21		Call
1221927SG	✓ pg. 2	✓ pg. 14	19"-27" adjustable seat height, steel-base swivel glides only	187.00	2	12.8	1.46	*	150
1222533SG		✓ pg. 14	25"-33" adjustable seat height, steel-base swivel glides only	197.00	2	13.7	2.21	*	150

### HOW TO ORDER:

- To order, specify the model number and Silver Mist frame (GRY02). (e.g., 12218-GRY02).
- Glide Options:
- Felt-Base Glides - Add "FG" to model no. (e.g. 12218FG) Not offered on models 1221927SG & 1202533SG.
- Steel-Base Glides - Add "SG" to model no. (e.g. 12218SG)





# CLASSROOM FURNITURE

SOLD IN FULL CARTONS ONLY

Model No.	Quick Ship	Classroom Basics	Description	Unit Price F.O.B. Warehouse	Units Per Carton	Unit Weight	Unit Cube	Fed Ex.	Freight Class
-----------	------------	------------------	-------------	-----------------------------	------------------	-------------	-----------	---------	---------------

## 123 SERIES - Stools

All wood seat and frame. Natural Oak color.



12318			18" seat height.	312.00	1	10.0	2.07		Call
12324			24" seat height.	323.00	1	10.0	2.79		Call
12330			30" seat height.	359.00	1	13.0	3.77		Call

### HOW TO ORDER:

- To order, specify the model number and Natural Oak (OAK083). (e.g., 12318-OAK083).

## 125 SERIES - Stools

Tubular steel frame, 1" thick wooden seat, nylon-base swivel glides. Black frame with Chrome lower legs. Light Oak seat and backrest.



1251836		✓ pg. 14	18"-29½" seat height.	541.00	1	17.0	1.69		92.5
1251836B		✓ pg. 14	18"-29½" seat height. ♦One unit, ships in two cartons.	739.00	♦2	22.4	2.04		Call

### HOW TO ORDER:

- To order, specify the model number and OAK083-BLK01. (e.g., 1251836-OAK083-BLK01).

## 72 SERIES - Student Desks (18" x 24" Top)

Tubular steel frame, nylon-base swivel glides. Models are available with an FRW™ hard plastic work surface, or a particleboard-core high-pressure laminate work surface with beveled and lacquer-sealed edges. Optional configurations include a steel-rod bookrack and a plywood-core high-pressure laminate work surface with beveled and lacquer-sealed edges. Models are available with a 25"-30" adjustable-height work surface; or a 30" fixed-height work surface. Metal surfaces are available chromed. Optional steel-base and felt-base glides are available.



72LB			25"-30" adjustable height, laminate top, no bookrack.	279.00	2	28.0	5.43		150
72LBM		✓ pg. 21	25"-30" adjustable height, hard plastic top, no bookrack.	329.00	2	25.6	4.86		150
72LBN30			30" fixed height, laminated top, no bookrack.	369.00	2	24.1	5.44		150
72LBN30M		✓ pg. 21	30" fixed height, hard plastic top, no bookrack.	419.00	2	28.1	5.44		150

**Optional Configurations** - Available with a 4 - 6 weeks lead time unless stated otherwise.

Bookrack - Add "BR" to model no. (e.g., 72BRLB).	+ 30.00
Hard Plastic Top - Add "M" to model no. (e.g., 72LBM).	+ 50.00
Plywood Top - Add "PL" to model no. (e.g., 72LBPL).	+ 60.00

### HOW TO ORDER:

- Plastic, top and frame finish colors and color codes are listed on pages xi-xii.
- To order, specify the model number, top, and frame finish color codes (e.g., 72LBM-BRN38-CHRM).
- Glide Options:
  - Felt-Base Glides - Add "FG" to model no. (e.g. 72LBFG)
  - Steel-Base Glides - Add "SG" to model no. (e.g. 72LBSEG)

# CLASSROOM FURNITURE

SOLD IN FULL CARTONS ONLY

Model No.	Quick Ship	Classroom Basics	Description	Unit Price F.O.B. Warehouse	Units Per Carton	Unit Weight	Unit Cube	Fed Ex.	Freight Class
-----------	------------	------------------	-------------	-----------------------------	------------------	-------------	-----------	---------	---------------

## 723 SERIES - Student Desks (34"W x 20"D Top)

Tubular steel frame, nylon-base swivel glides. Models are available with a particleboard-core high-pressure laminate work surface with beveled and lacquer-sealed edges. Models are available with a 26"-34" adjustable-height work surface; or a 25¼"-35¼" adjustable wheelchair height work surface. Wheelchair height work surface provides 30" minimum width of unobstructed clearance, and 19" minimum depth of unobstructed clearance, and 27" minimum height beneath the work surface of unobstructed clearance, which complies with Federal ADA guidelines and standards. Optional configurations include all-chrome legs and an FRW™ hard plastic work surface. Metal surfaces are available chromed or with a powder coat upper leg finish and chrome lower legs. Optional steel-base and felt-base glides are available.



723			26"-34" adjustable height, laminated top.	291.00	2	33.7	6.88		Call
-----	--	--	---	--------	---	------	------	--	------

**Optional Configurations** - Available with a 4 - 6 weeks lead time unless stated otherwise.

All-Chrome Legs - Add "CHRM" to model no. (e.g., 723CHRM).	+ 40.00
--	---------

Hard Plastic Top - Add "M" to model no. (e.g., 723M).	+ 70.00
---	---------

Wheelchair Height Legs - Add "W" to model no. (e.g., 723W).	+ 40.00
---	---------

### HOW TO ORDER:

- Top and frame finish colors and color codes are listed on pages xi-xii.
- To order, specify the model number, top, and frame finish color codes (e.g., 723-MPL385CLR-CHRM).
- Glide Options:
- Felt-Base Glides - Add "FG" to model no. (e.g. 723MFG)
- Steel-Base Glides - Add "SG" to model no. (e.g. 723MSG)

## 751 SERIES - Student Desks (18" x 24" Top)

Tubular steel frame, enclosed steel book box with a lift-lid top. Adjustable top height range of 23" to 31". Book box dimensions are 23½"W x 17⅝"D x 5"H. Models are available with a particleboard-core high-pressure laminate work surface with beveled and lacquer-sealed edges. Optional configurations include an FRW™ hard plastic work surface, a plywood-core high-pressure laminate work surface with beveled and lacquer-sealed edges, work surfaces with a urethane-based Sure Edge® finish and a leg brace. Four nylon-base swivel glides, one of which is adjustable. Optional steel-base and felt-base glides are available. Models are available with a book box and upper legs with a powder coat finish and chrome lower legs.



751MBB	✓ pg. 6	✓ pg. 21	Laminate top.	346.00	2	28.4	4.17	*	85
--------	------------	-------------	---------------	--------	---	------	------	---	----

**Optional Configurations** - Available with a 4 - 6 weeks lead time unless stated otherwise.

Hard Plastic Top - Add "M" to model no. (e.g., 751MBBM).	+ 50.00
--	---------

Leg Brace - Add "LB" to model no. (e.g., 751MBBLB).	+ 30.00
---	---------

Plywood Top - Add "PL" to model no. (e.g., 751MBBPL).	+ 60.00
---	---------

Sure Edge Finish - Add "AE" to model no. (e.g., 751MBBAE).	+ 40.00
--	---------

### HOW TO ORDER:

- Top and frame finish colors and color codes are listed on pages xi-xii.
- To order, specify the model number, book box, top, and frame finish color codes (e.g., 751MBB-BLK01-OAK084CLR-BLK01).
- Glide Options:
- Felt-Base Glides - Add "FG" to model no. (e.g. 751MBBFG)
- Steel-Base Glides - Add "SG" to model no. (e.g. 751MBBMSG)

## 765 SERIES - Student Desks (34"W x 20"D Top)

Tubular steel frame, large steel book compartment and a 15" x 31" polyethylene modesty panel. The double-level book compartment consists of steel and has the following dimensions: inside width: 11⅞"; overall depth: 15½"; overall inside height: 14"; inside height, top level: 4"; inside height, bottom level: 10". Adjustable top height range of 22" to 30". Models are available with a particleboard-core high-pressure laminate work surface with beveled and lacquer-sealed edges. Optional configurations include an FRW™ hard plastic work surface. Four nylon-base swivel glides, one of which is adjustable. Optional steel-base and felt-base glides are available. The book box and upper legs are available with a powder coat finish. The lower legs are chromed.



765MBB	✓ pg. 6	✓ pg. 21	Laminate top.	321.00	1	34.6	8.60	*	85
--------	------------	-------------	---------------	--------	---	------	------	---	----

**Optional Configurations** - Available with a 4 - 6 weeks lead time unless stated otherwise.

Hard Plastic Top - Add "M" to model no. (e.g., 765MBBM).	+ 70.00
--	---------

### HOW TO ORDER:

- Top and frame finish colors and color codes are listed on pages xi-xii.
- To order, specify the model number, top, edge and frame finish color codes (e.g., 765MBB-OAK084CLR-BLK01).
- Glide Options:
- Felt-Base Glides - Add "FG" to model no. (e.g. 765MBBFG)
- Steel-Base Glides - Add "SG" to model no. (e.g. 765MBBMSG)



# CLASSROOM FURNITURE

SOLD IN FULL CARTONS ONLY

Model No.	Quick Ship	Classroom Basics	Description	Unit Price F.O.B. Warehouse	Units Per Carton	Unit Weight	Unit Cube	Fed Ex.	Freight Class
-----------	------------	------------------	-------------	-----------------------------	------------------	-------------	-----------	---------	---------------

## 785 SERIES - Student Desks (18" x 24" Top) - Open-Front Book Box

Tubular steel frame, open-front book box. Models are available with a tubular steel leg brace. Adjustable top height range of 23" to 31". Models are available with a particle-board-core high-pressure laminate work surface with beveled and lacquer-sealed edges. Optional configurations include all-chrome legs, an FRW™ hard plastic work surface, a plywood-core high-pressure laminate work surface with beveled and lacquer-sealed edges, work surfaces with a urethane-based Sure Edge® finish and a leg brace. Four nylon-base swivel glides, one of which is adjustable. Optional steel-base and felt-base glides are available. Models are available with a book box and upper legs with a powder coat finish and chrome lower legs, or a book box with a powder coat finish and chromed upper and lower legs.



785	✓ pg. 6	✓ pg. 21	Laminate top, plastic book box - (21"W x 16"D x 4¼"H)	176.00	2	20.9	3.55		85
785DDMBB			Laminate top, deep-drawn metal book box - (23¾"W x 16"D x 5"H)	376.00	2	24.9	3.55		85
785MBB	✓ pg. 6	✓ pg. 21	Laminate top, metal book box - (21½"W x 15"D x 4¾"H)	186.00	2	26.4	3.55		85

**Optional Configurations** - Available with a 4 - 6 weeks lead time unless stated otherwise.

All-Chrome Legs - Add "CHRM" to model no. (e.g., 785LBCHRM). Only available on models with a leg-brace (LB).	+ 40.00	
Hard Plastic Top - Add "M" to model no. (e.g., 785MBBM).	+ 50.00	
Leg Brace - Add "LB" to model no. (e.g., 785LB).	+ 30.00	
Plywood Top - Add "PL" to model no. (e.g., 785PL).	+ 60.00	
Sure Edge Finish - Add "AE" to model no. (e.g., 785DDMBBAE).	+ 40.00	

### HOW TO ORDER:

- Plastic, top and frame finish colors and color codes are listed on pages xi-xii.
- To order, specify the model number, book box, top, and frame finish color codes (e.g., 785-BLK01-GRY091BLK01-BLK01).
- Glide Options:
  - Felt-Base Glides - Add "FG" to model no. (e.g. 785FG)
  - Steel-Base Glides - Add "SG" to model no. (e.g. 785SG)

## 785 SERIES - Student Desks (19½" x 32½" Top) Collaborative Top

Tubular steel frame, open-front book box. Tops are hexagon-shaped to support collaborative grouping of desks. Adjustable top height range of 23" to 31". Models are available with a particleboard-core high-pressure laminate work surface with beveled and lacquer-sealed edges. Optional configurations include a backpack hanger and an FRW™ hard plastic work surface. Four nylon-base swivel glides, one of which is adjustable. Optional steel-base and felt-base glides are available. Models are available with powder coat finish upper legs and chrome lower legs.



785CT		✓ pg. 22	Laminate top, plastic book box - (21"W x 16"D x 4¼"H)	236.00	2	26.2	5.91		Call
785DDMBBCT			Laminate top, deep-drawn metal book box - (23¾"W x 16"D x 5"H)	436.00	2	29.9	5.91		Call
785MBBCT			Laminate top, metal book box - (21½"W x 15"D x 4¾"H)	246.00	2	29.7	5.91		85

**Optional Configurations** - Available with a 4 - 6 weeks lead time unless stated otherwise.

Backpack Hanger - Add "BH" to model no. (e.g., 785CTBH).	+ 20.00	
Hard Plastic Top - Add "M" to model no. (e.g., 785CTM).	+ 60.00	

### HOW TO ORDER:

- Plastic, top and frame finish colors and color codes are listed on pages xi-xii.
- To order, specify the model number, book box, top, and frame finish color codes (e.g., 785CT-BLU51-MPL385CLR-BLK01).
- Glide Options:
  - Felt-Base Glides - Add "FG" to model no. (e.g. 785CTFG)
  - Steel-Base Glides - Add "SG" to model no. (e.g. 785CTSG)

## 7900 SERIES - Student Desks for Hexagon or Octagon Configurations

Tubular steel frame, open-front plastic book box. Trapezoid shaped work surfaces enables six desks to cluster into a 6-foot hexagon or octagon for collaborative learning activities. Adjustable top height range of 22" to 30". Book box dimensions are 19¾"W x 17"D x 4¼"H. Models are available with an FRW™ hard plastic work surface. Optional configurations include a backpack hanger and a plastic book box. Four adjustable steel-base glides. The upper legs are available with a powder coat finish. The lower legs are chromed.



79HEXM			Groups as a Hexagon, 21½"D x 33"W, hard plastic top.	401.00	1	33.6	7.78		85
79OCTM			Groups as an Octagon, 21½"D x 30¾"W, hard plastic top.	401.00	1	27.1	7.00		85

**Optional Configurations** - Available with a 4 - 6 weeks lead time unless stated otherwise.

Backpack Hanger - Add "BH" to model no. (e.g., 79HEXBHM).	+ 20.00	
Plastic Book Box - Add "BB" to model no. (e.g., 79HEXBBM).	+ 30.00	

### HOW TO ORDER:

- Plastic, top and frame finish colors and color codes are listed on pages xi-xii.
- To order, specify the model number, book box, top, and frame finish color codes (e.g., 79HEXM-GRN12-OAK84-GRY02).



# CLASSROOM FURNITURE

SOLD IN FULL CARTONS ONLY

Model No.	Quick Ship	Classroom Basics	Description	Unit Price F.O.B. Warehouse	Units Per Carton	Unit Weight	Unit Cube	Fed Ex.	Freight Class
-----------	------------	------------------	-------------	-----------------------------	------------------	-------------	-----------	---------	---------------

## 7900 SERIES - Student Desks

Tubular steel frame, open-front plastic book box. Adjustable top height range of 22" to 30". Models are available with an FRW™ hard plastic work surface, or a plywood-core high-pressure laminate work surface with beveled and lacquer-sealed edges. Four adjustable steel-base glides. The upper legs are available with a powder coat finish. The lower legs are chromed.



792026BB			20" x 26" laminated plywood top.	423.00	2	25.5	4.47		150
792026BBM			20" x 26 1/2" hard plastic top.	483.00	2	29.5	4.47		150
792448BB			Two-student desk, 24" x 48" laminated plywood top.	594.00	2	44.4	7.02		150

### HOW TO ORDER:

- Plastic, top and frame finish colors and color codes are listed on pages xi-xii.
- To order, specify the model number, book box, top, and frame finish color codes (e.g., 792026BB-BLU65-MPL385CLR-GRY02).

## 871 SERIES - Student Desks

Tubular steel frame, open-front plastic book box, nylon-base adjustable glides. Adjustable top height range of 22" to 30". Book box dimensions are 18 1/2"W x 16"D x 4 5/8"H. Models are available with a particleboard-core high-pressure laminate work surface with beveled and lacquer-sealed edges. Optional configurations include an FRW™ hard plastic work surface, a plywood-core high-pressure laminate work surface with beveled and lacquer-sealed edges, and work surfaces that have an optional urethane-based Sure Edge® finish. Model 878 has an 1 1/8" thick particleboard-core high-pressure laminate work surface with 1 1/8" profile T-mold edge banding. The upper legs are available with a powder coat finish. The lower legs are chromed.



871		✓ pg. 22	20" x 26" laminated top, plastic book box.	368.00	2	25.5	4.47		85
8771		✓ pg. 22	20" x 26" laminated top, no plastic book box.	357.00	2	24.9	4.47		85
878		✓ pg. 22	24" x 48" laminate top, two-student desk, plastic book boxes.	616.00	1	60.0	17.68		125

**Optional Configurations** - Available with a 4 - 6 weeks lead time unless stated otherwise.

Hard Plastic Top (20" x 26") - Add "M" to model no. (e.g., 871M). (Not available for model 878)	+ 60.00	
Plywood Top (20" x 26") - Add "PL" to model no. (e.g., 871PL).	+ 70.00	
Sure Edge Finish (20" x 26") - Add "AE" to model no. (e.g., 871AE).	+ 60.00	

### HOW TO ORDER:

- Plastic, top and frame finish colors and color codes are listed on pages xi-xii.
- To order, specify the model number, book box, top, and frame finish color codes (e.g., 871-PUR43-MPL385CLR-GRY02).

## 873 SERIES - Student Desks

Tubular steel frame, enclosed steel book box with a lift-lid top, nylon-base adjustable glides. Adjustable top height range of 22" to 30". Book box dimensions are 18 1/2"W x 16"D x 4 5/8"H. Models are available with a particleboard-core high-pressure laminate work surface with beveled and lacquer-sealed edges. Optional configurations include an FRW™ hard plastic work surface. The upper legs are available with a powder coat finish. The lower legs are chromed.



873			18" x 24" laminate top.	494.00	2	31.5	4.61		85
-----	--	--	-------------------------	--------	---	------	------	--	----

**Optional Configurations** - Available with a 4 - 6 weeks lead time unless stated otherwise.

Hard Plastic Top - Add "M" to model no. (e.g., 873M).	+ 50.00	
---	---------	--

### HOW TO ORDER:

- Top and frame finish colors and color codes are listed on pages xi-xii.
- To order, specify the model number, book box, top, and frame finish color codes (e.g., 873-BLK01-OAK084CLR-BLK01).



# CLASSROOM FURNITURE

SOLD IN FULL CARTONS ONLY

Model No.	Quick Ship	Classroom Basics	Description	Unit Price F.O.B. Warehouse	Units Per Carton	Unit Weight	Unit Cube	Fed Ex.	Freight Class
-----------	------------	------------------	-------------	-----------------------------	------------------	-------------	-----------	---------	---------------

## MOLECULE SERIES - Student Desks

Tubular steel frame, nylon glides. Unique shaped 24" x 32" collaborative top allows for single-student use or grouping of multiple desks in various arrangements. Models are available with a 24-32" adjustable height work surface. Models are available with an 1/8" thick particleboard-core high-pressure laminate work surface with 1/8" profile T-mold edge banding. Metal surfaces are available with a powder coat finish. Nylon glides. Optional steel-base and felt-base glides are available.

Optional configurations include the following:

Chrome Backpack Hanger: Steel rod with a mounting plate, attached to the underside of the work surface.

Casters: 2 locking casters can be added to the rear legs.

Paper/Pencil Tray: A plastic paper/pencil tray is available for use with the book basket.

Plastic Book Box: A 17 1/2"W x 16"D x 4 1/4"H rectangular book box consisting of molded polypropylene.

Tote Tray: A 3" deep plastic tote tray is available and includes attachment rails and fasteners for mounting the tote tray beneath a desk top.

MC2432			24"D x 32"W x 24-32"H	245.00	2	37.0	6.04	*	125
--------	--	--	-----------------------	--------	---	------	------	---	-----

**Optional Configurations** - Available with a 4 - 6 weeks lead time unless stated otherwise.

Backpack Hanger - Add "BH" to model no. (e.g., MC2432BH).	+ 20.00	
---	---------	--

Casters - Add "C" to model no. (e.g., MC2432C).	+ 50.00	
---	---------	--

Paper/Pencil Tray - Add "BRT" to model no. (e.g., MC2432BRT).	+ 50.00	
---	---------	--

Plastic Book Box - Add "BB" to model no. (e.g., MC2432BB).	+ 30.00	
--	---------	--

Tote Tray - Add "TT" to model no. (e.g., MC2432TT).	+ 49.00	
---	---------	--

### HOW TO ORDER:

- Top, banding and frame finish colors and color codes are listed on pages xi-xii.
- To order, specify the model number, book box, top, banding and frame finish color codes (e.g., MC2432-GRY091BLK01-BLK01).
- Glide Options:
- Felt-Base Glides - Add "FG" to model no. (e.g. MC2432FG)
- Steel-Base Glides - Add "SG" to model no. (e.g. MC2432SG)

## SIGMA SERIES - Adjustable Cantilever Desks

Tubular steel frame, nylon glides. Models are available with a 31 1/2"W x 22 3/4"D bowfront or 28"W x 21 3/8"D FRW™ hard plastic work surface. Adjustable top height range of 22" to 31". Metal surfaces are available chromed or with a powder coat finish.

Optional configurations include the following:

Chrome Backpack Hanger: Steel rod with a mounting plate, attached to the underside of the work surface.

Paper/Pencil Tray: A plastic paper/pencil tray is available for use with the book basket.

Plastic Book Box: A 17 1/2"W x 16"D x 4 1/4"H rectangular book box consisting of molded polypropylene.

Wire Book Basket: An all-steel, open-view, book basket measuring 4"H x 18"W x 15"D.

73ADJM			31 1/2"W x 22 3/4"D bowfront hard plastic top.	439.00	2	41.4	7.09		Call
--------	--	--	--	--------	---	------	------	--	------

73QADJM			28"W x 21 3/8"D hard plastic top.	439.00	2	41.0	15.09		Call
---------	--	--	-----------------------------------	--------	---	------	-------	--	------

**Optional Configurations** - Available with a 4 - 6 weeks lead time unless stated otherwise.

Backpack Hanger - Add "BH" to model no. (e.g., 73ADJBHM).	+ 20.00	
---	---------	--

Plastic Book Box - Add "BB" to model no. (e.g., 73ADJBBM).	+ 30.00	
--	---------	--

Paper/Pencil Tray - Add "BRT" to model no. (e.g., 73ADJBRTM).	+ 50.00	
---	---------	--

Wire Book Basket - Add "BR" to model no. (e.g., 73ADJB RM).	+ 30.00	
---	---------	--

### HOW TO ORDER:

- Top, edge and frame finish colors and color codes are listed on pages xi-xii.
- To order, specify the model number, top, edge and frame finish color codes (e.g., 73ADJM-BRN38-GRY02).



Products on this page are Greenguard® certified.

# CLASSROOM FURNITURE

SOLD IN FULL CARTONS ONLY

Model No.	Quick Ship	Classroom Basics	Description	Unit Price F.O.B. Warehouse	Units Per Carton	Unit Weight	Unit Cube	Fed Ex.	Freight Class
-----------	------------	------------------	-------------	-----------------------------	------------------	-------------	-----------	---------	---------------

## SIGMA® SERIES - Student Desks

Tubular steel frame, nylon glides. Models are available with a 25", 27", or 30" fixed-height work surface. Models are available with a particleboard-core high-pressure laminate work surface with beveled and lacquer-sealed edges. Optional configurations include an FRW™ hard plastic work surface, a plywood-core high-pressure laminate work surface with beveled and lacquer-sealed edges, and work surfaces that have an optional urethane-based Sure Edge® finish. Also included are a steel-rod bookrack and a chrome backpack hanger. Metal surfaces are available chromed or with a powder coat finish.

### 18" x 24" TOPS



73025			25" fixed height, 18" x 24" laminate top.	225.00	2	24.7	4.47		85
73027			27" fixed height, 18" x 24" laminate top.	226.00	2	25.1	4.79		85
73030			30" fixed height, 18" x 24" laminate top.	227.00	2	25.7	5.35		85

### 20" x 26" TOPS



73325			25" fixed height, 20" x 26" laminate top.	245.00	2	26.4	4.47		85
73327			27" fixed height, 20" x 26" laminate top.	246.00	2	26.9	4.79		85
73330			30" fixed height, 20" x 26" laminate top.	247.00	2	27.5	5.35	*	85

### 18¾" x 24¾" CURVED TOPS



73525			25" fixed height, 18¾" x 24¾" curved laminate top.	234.00	2	23.9	4.47		85
73527			27" fixed height, 18¾" x 24¾" curved laminate top.	235.00	2	24.4	4.79		85
73530			30" fixed height, 18¾" x 24¾" curved laminate top.	240.00	2	25.0	5.35		85

**Optional Configurations** - Available with a 4 - 6 weeks lead time unless stated otherwise.

Backpack Hanger - Add "BH" to model no. (e.g., 73325BH).	+ 20.00
Wire Book Basket - Add "BR" to model no. (e.g., 73325BR).	+ 30.00
Hard Plastic Top (18" x 24" and 18¾" x 24¾") - Add "M" to model no. (e.g., 73525M).	+ 50.00
Hard Plastic Top (20" x 26") - Add "M" to model no. (e.g., 73325M).	+ 60.00
Plywood Top (18" x 24" and 18¾" x 24¾") - Add "PL" to model no. (e.g., 73325PL).	+ 60.00
Plywood Top (20" x 26") - Add "PL" to model no. (e.g., 73325PL).	+ 70.00
Sure Edge Finish (18" x 24" and 18¾" x 24¾") - Add "AE" to model no. (e.g., 73330AE).	+ 40.00
Sure Edge Finish (20" x 26") - Add "AE" to model no. (e.g., 73330AE).	+ 60.00

### HOW TO ORDER:

- Top, edge and frame finish colors and color codes are listed on pages xi-xii.
- To order, specify the model number, top, edge and frame finish color codes (e.g., 73330-MPL385CLR-GRY02).

## TEXT® SERIES - Student Desks

Tubular steel frame. Models are available with a 21½" x 28", ⅝" thick FRW™ hard plastic work surface. Models are available with a 24¾" or 30" fixed-height, and 26"-34" adjustable height work surface. Metal surfaces are available with a powder coat finish. Nylon glides. Optional felt-base glides are available.

Optional configurations include the following:

Chrome Backpack Hanger: Steel rod with a mounting plate, attached to the underside of the work surface.

Caster: A single caster is available only for the desk's middle leg; this single caster is not available for use with desks having stand-up height legs. Use of the caster increases the height range from 22"-34" to 23"-34".

Paper/Pencil Tray: A plastic paper/pencil tray is available for use with the book basket.

Plastic Book Box: A 17½"W x 16"D x 4¼"H rectangular book box consisting of molded polypropylene.

Wire Book Basket: An all-steel, open-view, book basket measuring 4"H x 18"W x 15"D.



TD2128Y24M			24¾" fixed height, hard plastic top.	578.00	1	37.5	11.04	*	150
TD2128Y30M			30" fixed height, hard plastic top.	598.00	1	38.3	11.04	*	150
TD2128YADJM	✓ pg. 6	✓ pg. 22	26"-34" adjustable height, hard plastic top.	558.00	1	39.7	9.51	*	150
TMOD27			Perforated steel modesty panel	143.00	1	4.4	0.88	*	100

**Optional Configurations** - Available with a 4 - 6 weeks lead time unless stated otherwise.

Backpack Hanger - Add "BH" to model no. (e.g., TD2128Y24BHM).	+ 20.00
Casters - Add "C" to model no. (e.g., TD2128Y30CM). (Available only on 30" fixed height legs)	+ 50.00
Paper/Pencil Tray - Add "BRT" to model no. (e.g., TD2128Y24BRTM).	+ 50.00
Plastic Book Box - Add "BOX" to model no. (e.g., TD2128Y24BBM).	+ 30.00
Wire Book Basket - Add "BR" to model no. (e.g., TD2128Y24BRM).	+ 30.00

### HOW TO ORDER:

- Plastic, top and frame finish colors and color codes are listed on pages xi-xii.
- To order, specify the model number, top and frame finish color codes (e.g., TD2128Y24M-BRN38-GRY02).
- Glide Options:
- Felt-Base Glides - Add "FG" to model no. (e.g. TD2128Y24MFG)



Products on this page are Greenguard® certified.

# CLASSROOM FURNITURE

SOLD IN FULL CARTONS ONLY

Model No.	Quick Ship	Classroom Basics	Description	Unit Price F.O.B. Warehouse	Units Per Carton	Unit Weight	Unit Cube	Fed Ex.	Freight Class
-----------	------------	------------------	-------------	-----------------------------	------------------	-------------	-----------	---------	---------------

## TEXT™ SERIES - 2-Student Desks (24" x 48")

Tubular steel frame, accommodates 2 students. Models are available with a 24" x 48", 1 1/8" thick particleboard-core high-pressure laminate work surface with 3/8" profile T-mold edge banding. Metal surfaces are available with a powder coat finish. Nylon glides. Optional felt-base glides are available.

Optional Wire Book Basket: An all-steel, open-view, book basket measuring 4"H x 18"W x 15"D. Models with a book basket include the letters BR.

Optional Paper/Pencil Tray: A plastic paper/pencil tray is available for use with the book basket. Models with a book basket and paper/pencil tray include the letters BRT.

Optional Plastic Book Box: A 17 1/2"W x 16"D x 4 1/4"H rectangular book box consisting of molded polypropylene. Models with a book box include the letters BB.



TD24488YADJBB		✓ pg. 22	Laminated top, two plastic book boxes.	600.00	1	78.8	18.85		150
TD24488YADJBR			Laminated top, two wire book baskets.	600.00	1	78.5	18.85		150
TD24488YADJBRT			Laminated top, two wire book baskets each with plastic pencil trays.	620.00	1	84.0	18.85		150

### HOW TO ORDER:

- Plastic, top and frame finish colors and color codes are listed on pages xi-xii.
- To order, specify the model number, book box, top, banding, and frame finish color codes (e.g., TD24488YADJBB-GRN12-GRY091BLK01-GRY02).
- Glide Options:
- Felt-Base Glides - Add "FG" to model no. (e.g. TD24488YADJBBFG)

## 540 SERIES - Teacher Desks

Single-pedestal, 30" x 48" teacher desk features a locking box and file drawer, and an independent locking center drawer. Double-pedestal, 30" x 60" teacher desk features an independent locking center drawer, and two hanging box/file drawers with independent locks. Models are available with an 1 1/8" thick particleboard-core high-pressure laminate work surface with 1 1/8" profile T-mold edge banding. Four adjustable nylon glides. Optional adjustable steel-base glides are available. Metal surfaces are available with a powder coat finish, legs are available chromed.



543	✓ pg. 6	✓ pg. 22	Single-pedestal, 48"L x 30"D x 29 1/2"H.	1520.00	1	175.5	23.84		85
546	✓ pg. 6	✓ pg. 22	Double-pedestal, 60"L x 30"D x 29 1/2"H.	2114.00	1	232.0	30.52		85

### HOW TO ORDER:

- Top, banding and frame finish colors and color codes are listed on pages xi-xii.
- To order, specify the model number, top, banding and frame finish color codes (e.g., 546-MPL385BRN38-BLK01).
- Glide Options:
- Steel-Base Glides - Add "SG" to model no. (e.g. 543SG)

## TETRA™ SERIES - Teachers' Desks

Tubular steel frame. Models are available with an 1 1/8" thick particleboard-core high-pressure laminate work surface with 1 1/8" profile T-mold edge banding. Models come with a full 3-sided modesty panel. Metal surfaces are available with a powder coat finish. Nylon adjustable glides. Optional steel-base glides are available.



RECTANGLE TOPS									
TR244830TD			24"D x 48"W x 30"H	1028.00	5	102.1	6.09		Call
TR247230TD			24"D x 72"W x 30"H	1270.00	5	132.6	7.87		70
TR304830TD			30"D x 48"W x 30"H	1145.00	5	119.7	7.73		70
TR307230TD			30"D x 72"W x 30"H	1392.00	5	157.3	9.69		125

**Optional Configurations** - Available with a 4 - 6 weeks lead time unless stated otherwise.

Casters - Add "C" to model no. (e.g., TR244830TDC).

+ 50.00

### PENINSULA TOPS

TR246630PRTD			24"D x 66"W x 30"H	1272.00	6	123.6	8.99		100
TR306630PRTD			30"D x 66"W x 30"H	1557.00	6	143.6	10.74		70

**Optional Configurations** - Available with a 4 - 6 weeks lead time unless stated otherwise.

Casters - Add "C" to model no. (e.g., TR246630PRTDC).

+ 50.00

### WHEELBARROW TOPS

TR244830WBTD			24"D x 48"W x 30"H	1053.00	5	102.9	6.09		125
TR247230WBTD			24"D x 72"W x 30"H	1295.00	5	133.4	7.87		85
TR304830WBTD			30"D x 48"W x 30"H	1170.00	5	120.5	7.73		85
TR307230WBTD			30"D x 72"W x 30"H	1417.00	5	158.1	9.69		150

### HOW TO ORDER:

- Top, banding and frame finish colors and color codes are listed on pages xi-xii.
- To order, specify the model number, top, banding, modesty panel and frame finish color codes (e.g., TR244830TD-MPL385BRN38-GRY02-GRY02).



# CLASSROOM FURNITURE

SOLD IN FULL CARTONS ONLY

Model No.	Quick Ship	Classroom Basics	Description	Unit Price F.O.B. Warehouse	No. of Ctns. Per Unit	Unit Weight	Unit Cube	Fed. Ex.	Freight Class
-----------	------------	------------------	-------------	-----------------------------	-----------------------	-------------	-----------	----------	---------------

## TEXTAMETER™ SERIES - Instructor Desks

Tubular steel frame. Models have a single pedestal configuration on the right side, an elliptical leg on the left side, and are standard with a center drawer and twin-wheel, locking ABS plastic casters. A three-drawer (box/box/file) unitized pedestal consists of welded steel components. The pedestals incorporate a drawer interlock system to allow only one drawer per pedestal to open at one time. Pedestal drawers are equipped with full-suspension steel ball-bearing slides. A master-keyed, core-removable lock secures drawers with one lock assembly ("gang locking"); one lock per pedestal. Models come with an 1/8" thick particleboard-core high-pressure laminate work surface with 1/8" profile T-mold edge banding. Metal surfaces are available with a powder coat finish.



T3050			30"W x 50 1/4"L x 28 3/4"H, right-side pedestal.	2800.00	7	180.5	19.98		70
T3050L			30"W x 50 1/4"L x 28 3/4"H, left-side pedestal.	2800.00	7	180.5	19.98		70
T3056P			30"W x 56"L x 28 3/4"H, top with radius on one end, right-side pedestal.	2825.00	7	187.1	20.42		70
T3056PL			30"W x 56"L x 28 3/4"H, top with radius on one end, left-side pedestal.	2825.00	7	187.1	20.42		70
T3060			30"W x 60"L x 28 3/4"H, right-side pedestal.	2850.00	7	194.5	20.88		70
T3060L			30"W x 60"L x 28 3/4"H, left-side pedestal.	2850.00	7	194.5	20.88		70
T3066P		✓ pg. 22	30"W x 66"L x 28 3/4"H, top with radius on one end, right-side pedestal.	2875.00	7	196.4	20.83		70
T3066PL			30"W x 66"L x 28 3/4"H, top with radius on one end, left-side pedestal.	2875.00	7	196.4	20.83		70

### HOW TO ORDER:

- Top and frame finish colors and color codes are listed on pages xi-xii. The modesty panel is only available with a Silver Mist powder coat finish.
- To order, specify the model number, top, banding, modesty panel and frame finish color codes (e.g., T3066P-MPL385BRN38-GRY02-GRY02).

## INSTRUCTOR MEDIA TOWERS

Instructor Media Tower; exterior footprint dimensions: 27"W x 30"D x 40 1/2"H. High-pressure laminate particleboard top with T-mold banding and round grommet, top measures 27"W x 30"D x 1 1/8" thick; full-length perforated steel panel with access grommet on right and left sides; full-length, perforated steel IT access door with 3-point locking mechanism on non-user side; perforated steel bottom panel with access grommet, adjustable nylon feet. Shelf measures 21 1/2"W x 22"D x 3/4"H. Optional twin-wheel locking nylon casters.



IMT1			Full-length, steel access door with 3-point locking mechanism on user side.	1943.00	2	120.9	17.36		Call
IMT2			Perforated steel access door with 3-point locking mechanism on user side.	2031.00	2	115.2	17.36		Call
IMT3			Perforated steel access door with 3-point locking mechanism on user side; locking file drawer beneath 24"H access door on user side.	2436.00	2	139.2	17.36		Call
IMT4			Perforated steel access door with 3-point locking mechanism on user side; one box drawer above one file drawer that both lock with a single locking mechanism, 12"H access door on user side.	2676.00	2	147.1	17.36		Call
IMTIT			Optional, inclined top for Instructor Media Tower.	372.00	1	39.3	3.26	*	70
IMTS			Optional, adjustable steel shelf for Instructor Media Tower.	75.00	1	7.1	0.41		70

**Optional Configurations** - Available with a 4 - 6 weeks lead time unless stated otherwise.

Casters - Add "C" to model no. (e.g., IMT10C).	+ 50.00	
--	---------	--

## INSTRUCTOR MEDIA STATIONS

Instructor Media Station (Desk + Instructor Media Tower); 30"D x 48"W x 28 3/4"H desk that can be positioned on the right or left side of the Media Tower, 1/8" high-pressure laminate particleboard top with T-mold banding and round grommet; steel leg with adjustable nylon glides; perforated steel modesty panel; Instructor Media Tower; exterior footprint dimensions: 27"W x 30"D x 40 1/2"H. High-pressure laminate particleboard top with T-mold banding and round grommet, top measures 27"W x 30"D x 1 1/8" thick; full-length perforated steel panel with access grommet on right and left sides; full-length, perforated steel IT access door with 3-point locking mechanism on non-user side; perforated steel bottom panel with access grommet, adjustable nylon feet.



IMS30481			Full-length, steel access door with 3-point locking mechanism on user side.	2694.00	6	217.9	25.41		100
IMS30482			12"H perforated steel access door with 3-point locking mechanism on user side; two locking file drawers beneath 12"H access door on user side.	2782.00	6	212.1	25.41		Call
IMS30483			24"H perforated steel access door with 3-point locking mechanism on user side; locking file drawer beneath 24"H access door on user side.	3187.00	6	236.1	25.41		Call
IMS30484			12"H perforated steel access door with 3-point locking mechanism on user side; one box drawer above one file drawer that both lock with a single locking mechanism, 12"H access door on user side.	3427.00	6	244.0	25.41		Call
IMS30561			Full-length, steel access door with 3-point locking mechanism on user side.	2794.00	6	228.8	25.96		Call
IMS30562			12"H perforated steel access door with 3-point locking mechanism on user side; two locking file drawers beneath 12"H access door on user side.	2882.00	6	223.0	25.96		Call
IMS30563			24"H perforated steel access door with 3-point locking mechanism on user side; locking file drawer beneath 24"H access door on user side.	3287.00	6	247.0	25.96		Call
IMS30564			12"H perforated steel access door with 3-point locking mechanism on user side; one box drawer above one file drawer that both lock with a single locking mechanism, 12"H access door on user side.	3526.00	6	254.9	25.96		Call

**Optional Configurations** - Available with a 4 - 6 weeks lead time unless stated otherwise.

Casters - Add "C" to model no. (e.g., IMS30481C).	+ 50.00	
---	---------	--

### HOW TO ORDER:

- Laminate, banding and frame finish colors and color codes are listed on pages xi-xii.
- To order specify the model number, laminate, banding and frame finish. (e.g., IMS30481-MPL385BRN38-GRY02).



Products on this page are Greenguard® certified.



# CLASSROOM FURNITURE

SOLD IN FULL CARTONS ONLY

Model No.	Quick Ship	Classroom Basics	Description	Unit Price F.O.B. Warehouse	No. of Ctns. Per Unit	Unit Weight	Unit Cube	Fed Ex.	Freight Class
-----------	------------	------------------	-------------	-----------------------------	-----------------------	-------------	-----------	---------	---------------

## METONYMY SERIES - Step Stool, Bench and Desk

Metonymy is an innovative three-piece unit with versatility designed right in. It consists of a compact desk, padded bench and footrest that neatly nest together. In an instant, it recombines to become a tip-proof step stool, speaker's podium, standing desk or bookstand. Metonymy features elegant, balanced curves and smooth handholds. All pieces nest for storage within the confines of the 24" x 20" x 30" desk. Constructed of high-pressure laminate on a plywood core, with solid steel frame and non-marring glides. The chair's metal surfaces shall be available El Dorado Bronze metal powder coat finish.



MET			Set includes: 12" high step stool, 18" high bench, and 30" high desk	1350.00	3	91.8	18.39		70
METS12			12" high step stool.	300.00	1	17.2	3.74		70
METB18			18" high bench.	500.00	1	25.0	6.96		70
METD30			30" high desk.	700.00	1	55.3	18.39		70

### HOW TO ORDER:

- To order, specify the model number color codes listed below. (e.g., METS12GRY005).

#### MET:

Black laminate with Clear edge. Bench seat is upholstered with black fabric. Black stool top - METBLK01  
 Grey laminate with Smoke edge. Bench seat is upholstered with Graphite fabric. Light Gray stool top - METGRY005  
 Navy laminate with Clear edge. Bench seat is upholstered with Navy fabric. Dark Gray stool top - METBLU043  
 Fusion Maple laminate with Clear edge. Bench seat is upholstered with Goose fabric. Brown stool top - METMPL385  
 Carmel Sagawood laminate with Black edge. Bench seat is upholstered with Black fabric. Black stool top - METWOD619  
 Looks Likatre laminate with Smoke edge. Bench seat is upholstered with Black fabric. Black stool top - METWHT066  
 Asian Sand laminate with Clear edge. Bench seat is upholstered with Goose fabric. Brown stool top - METMPL008

#### METS12:

Black laminate with Clear edge and Black stool top - METS12BLK01  
 Grey laminate with Smoke edge and Light Gray stool top - METS12GRY005  
 Navy laminate with Clear edge and Dark Gray stool top - METS12BLU043  
 Fusion Maple laminate with Clear edge and Brown stool top - METS12MPL385  
 Carmel Sagawood laminate with Black edge and Black stool top - METS12WOD619  
 Looks Likatre laminate with Smoke edge and Black stool top - METS12WHT066  
 Asian Sand laminate with Clear edge and Brown stool top - METS12MPL008

#### METB18:

Black laminate with Clear edge and Black fabric - METB18BLK01  
 Grey laminate with Smoke edge and Graphite fabric - METB18GRY005  
 Navy laminate with Clear edge and Navy fabric - METB18BLU043  
 Fusion Maple laminate with Clear edge and Goose fabric - METB18MPL385  
 Carmel Sagawood laminate with Black edge and Black fabric - METB18WOD619  
 Looks Likatre laminate with Smoke edge and Black fabric - METB18WHT066  
 Asian Sand laminate with Clear edge and Goose fabric - METB18MPL008

#### METD30:

Black laminate with Clear edge - METD30BLK01  
 Grey laminate with Smoke edge - METD30GRY005  
 Navy laminate with Clear edge - METD30BLU043  
 Fusion Maple laminate with Clear edge - METD30MPL385  
 Carmel Sagawood laminate with Black edge - METD30WOD619  
 Looks Likatre laminate with Smoke edge - METD30WHT066  
 Asian Sand laminate with Clear edge - METD30MPL008



# TABLES

SOLD IN FULL CARTONS ONLY

Model No.	Quick Ship	Classroom Basics	Description	Unit Price F.O.B. Warehouse	No. of Ctns. Per Unit	Unit Weight	Unit Cube	Fed. Ex.	Freight Class
-----------	------------	------------------	-------------	-----------------------------	-----------------------	-------------	-----------	----------	---------------

## MAKERSPACE SERIES TABLES

Four steel-tube legs, an unfinished 3/4" thick plywood work surface inset into the frame and a 30" fixed-height. Four adjustable nylon-base glides.

Optional configurations include a 3/4" thick plywood core surfaced with a high-pressure laminate, adjustable legs with a top height range of 25" to 33" and a stand-up height range of 33" to 41".

Fixed height legs are available with a powder coat finish. Adjustable height upper legs are available with a powder coat finish and chromed lower legs.

### UNFINISHED PLYWOOD TOP, 30" FIXED-HEIGHT



VSC203630U			36"W x 20"D x 30"H.	634.00	5	47.6	3.20		70
VSC204830U			48"W x 20"D x 30"H.	674.00	5	56.4	4.08		125
VSC206030U			60"W x 20"D x 30"H.	704.00	5	65.5	4.23		Call
VSC243630U			36"W x 24"D x 30"H.	664.00	5	51.7	3.70		125
VSC244830U			48"W x 24"D x 30"H.	704.00	5	62.1	3.97		70
VSC246030U			60"W x 24"D x 30"H.	734.00	5	74.1	4.35		Call
VSC247230U			72"W x 24"D x 30"H.	774.00	5	80.7	4.77		300
VSC248430U			84"W x 24"D x 30"H.	824.00	5	86.4	6.49		Call
VSC304830U			48"W x 30"D x 30"H.	754.00	5	69.7	4.93		70
VSC306030U			60"W x 30"D x 30"H.	794.00	5	80.3	5.42		300
VSC307230U			72"W x 30"D x 30"H.	834.00	5	90.3	5.92		125
VSC308430U			84"W x 30"D x 30"H.	884.00	5	99.0	9.02		150
VSC309630U			96"W x 30"D x 30"H.	934.00	5	108.9	9.85		300
VSC364830U			48"W x 36"D x 30"H.	844.00	5	77.0	5.92		300
VSC366030U			60"W x 36"D x 30"H.	884.00	5	88.3	6.41		300
VSC367230U			72"W x 36"D x 30"H.	1174.00	5	99.6	6.98		125
VSC368430U			84"W x 36"D x 30"H.	1224.00	5	111.9	10.67		125
VSC369630U			96"W x 36"D x 30"H.	1274.00	5	122.9	11.65		Call
VSC424230U			42"W x 42"D x 30"H.	864.00	5	79.3	7.50		70
VSC484830U			48"W x 48"D x 30"H.	914.00	5	96.4	10.39		70

**Optional Configurations** - Available with a 4 - 6 weeks lead time unless stated otherwise.

Laminate Top - Remove "U" from model no. (e.g., VSC203630).

+ 50.00

Adjustable Height Legs (25"-33") - Remove "30" and add "ADJ" to model no. (e.g., VSC2036ADJ).

+ 30.00

### STAND-UP, UNFINISHED PLYWOOD TOP, 33"-41" ADJUSTABLE HEIGHT

VSC2448ADJUSU			48"W x 24"D x 33"-41"H, stand-up.	814.00	6	75.2	6.17		300
VSC2454ADJUSU			54"W x 24"D x 33"-41"H, stand-up.	834.00	6	80.8	6.56		70
VSC2460ADJUSU			60"W x 24"D x 33"-41"H, stand-up.	844.00	6	85.6	6.56		70
VSC2472ADJUSU			72"W x 24"D x 33"-41"H, stand-up.	884.00	6	96.0	7.00		70
VSC3048ADJUSU			48"W x 30"D x 33"-41"H, stand-up.	864.00	6	82.8	7.38		70
VSC3054ADJUSU			54"W x 30"D x 33"-41"H, stand-up.	884.00	6	89.4	7.88		70
VSC3060ADJUSU			60"W x 30"D x 33"-41"H, stand-up.	904.00	6	94.5	7.89		70
VSC3072ADJUSU			72"W x 30"D x 33"-41"H, stand-up.	944.00	6	105.6	8.41		70

**Optional Configurations** - Available with a 4 - 6 weeks lead time unless stated otherwise.

Laminate Top - Remove "U" from model no. (e.g., VSC2448ADJUSU).

+ 50.00

### HOW TO ORDER:

- Laminate top and frame finish colors and color codes are listed on pages xi-xii.
- To order models with laminate top, specify the model number, laminate and frame finish color codes (e.g., VSC203630-MPL385CLR-GRY02)
- To order models with unfinished plywood top, specify the model number, top (NATURAL) and frame finish color codes (e.g., VSC203630U-NATURAL-GRY02)



# TABLES

SOLD IN FULL CARTONS ONLY

Model No.	Quick Ship	Classroom Basics	Description	Unit Price F.O.B. Warehouse	No. of Ctns. Per Unit	Unit Weight	Unit Cube	Fed. Ex.	Freight Class
-----------	------------	------------------	-------------	-----------------------------	-----------------------	-------------	-----------	----------	---------------





















## 4000 SERIES - Activity Tables

Tubular steel legs. Models are available with an 1/8" thick particleboard-core high-pressure laminate work surface with 1/8" profile T-mold edge banding. Top height adjusts from 22" to 30" in one-inch increments. Standard upper legs have a powder coat finish with chrome lower legs. Nylon-base swivel glides. Optional steel-base and felt-base glides are available.

Optional Configurations include:

- All-chromed adjustable legs are enabling a top height of 22" to 30" in one-inch increments. Models with fully chromed adjustable legs include the letters CHRM.
- Short adjustable legs are enabling a top height of 17" to 25" in one-inch increments. Models with short adjustable legs include the letters LO.
- All-chromed short adjustable legs enabling a top height of 17" to 25" in one-inch increments. Models with short adjustable legs include the letters LO.
- All chromed non-adjustable legs enabling a 30" top height. Models with chromed non-adjustable legs include the letters N.
- Wheelchair-height adjustable legs are enabling a top height of 26" to 34" in one-inch increments. Models with wheelchair-height adjustable legs include the letters W.
- Work surfaces that have an optional urethane-based Sure Edge® finish.

Optional Accessories: (1) For a high-impact plastic book box, specify model UBOOK; (2) For a high-impact plastic tote tray kit, specify model UTOTE; (3) For a tie plate kit, specify model UGANG.

	482436		✓ pg. 23	24" x 36", standard legs, 22"-30" height.	248.00	2	45.6	1.59	70
	482448	✓ pg. 7	✓ pg. 23	24" x 48", standard legs, 22"-30" height.	268.00	2	51.8	1.91	Call
	482460	✓ pg. 7	✓ pg. 23	24" x 60", standard legs, 22"-30" height.	328.00	2	63.3	2.66	Call
	482472		✓ pg. 23	24" x 72", standard legs, 22"-30" height.	368.00	2	71.8	3.06	Call
	483036			30" x 36", standard legs, 22"-30" height.	258.00	2	47.0	1.78	Call
	483048		✓ pg. 23	30" x 48", standard legs, 22"-30" height.	278.00	2	61.2	2.20	Call
	483060	✓ pg. 7	✓ pg. 23	30" x 60", standard legs, 22"-30" height.	338.00	2	71.3	2.69	Call
	483072	✓ pg. 7	✓ pg. 23	30" x 72", standard legs, 22"-30" height.	378.00	2	85.0	3.09	Call
	483636			36" x 36", standard legs, 22"-30" height.	268.00	2	55.6	2.07	Call
	483660		✓ pg. 23	36" x 60", standard legs, 22"-30" height.	348.00	2	84.9	3.08	Call
	483672	✓ pg. 7	✓ pg. 23	36" x 72", standard legs, 22"-30" height.	388.00	2	98.3	3.56	Call
	4836R			36" round, standard legs, 22"-30" height.	268.00	2	45.4	2.01	Call
	4842R		✓ pg. 23	42" round, standard legs, 22"-30" height.	332.00	2	59.0	2.49	Call
	484848		✓ pg. 23	48" x 48", standard legs, 22"-30" height.	408.00	2	92.6	5.63	Call
	4848R	✓ pg. 7	✓ pg. 23	48" round, standard legs, 22"-30" height.	408.00	2	70.8	3.03	Call
	4860R		✓ pg. 23	60" round, standard legs, 22"-30" height.	540.00	2	104.6	4.67	Call
	48CLO48			48" clover, standard legs, 22"-30" height.	417.00	2	59.4	2.45	Call
	48COOP72		✓ pg. 23	36" x 72" half-moon, standard legs, 22"-30" height.	671.00	2	79.2	3.81	70
	48FLOW60		✓ pg. 23	60" flower, standard legs, 22"-30" height.	794.00	2	91.5	4.62	70
	48HORSE60		✓ pg. 23	60" x 66", standard legs, 22"-30" height.	757.00	2	116.4	4.99	Call
	48HORSE60DC		✓ pg. 23	60" deep-center, standard legs, 22"-30" height.	757.00	3	120.0	5.30	70
	48KID72	✓ pg. 7	✓ pg. 23	48" x 72" kidney, standard legs, 22"-30" height.	671.00	2	115.9	4.45	Call
	48TRAP48		✓ pg. 23	24" x 48" trapezoid, standard legs, 22"-30" height.	246.00	2	50.8	1.27	Call
	48TRAP60	✓ pg. 7	✓ pg. 23	30" x 60" trapezoid, standard legs, 22"-30" height.	389.00	2	64.2	1.61	Call
	48TRAP84			42" x 84" trapezoid, standard legs, 22"-30" height.	607.00	2	99.8	5.17	70

4000 Series continued on page 78.



# TABLES

SOLD IN FULL CARTONS ONLY

Model No.	Quick Ship	Classroom Basics	Description	Unit Price F.O.B. Warehouse	No. of Ctns. Per Unit	Unit Weight	Unit Cube	Fed Ex.	Freight Class
-----------	------------	------------------	-------------	-----------------------------	-----------------------	-------------	-----------	---------	---------------

## 4000 SERIES - Activity Tables continued



48BU5060			50" x 60" Bubble, standard legs, 22"-30" height.	540.00	2	90.4	5.34		70
48HUB48			48" Hub, standard legs, 22"-30" height.	417.00	3	64.3	3.50		Call
48HUB60			60" Hub, standard legs, 22"-30" height.	540.00	2	91.7	4.40		70
48LF3060			30" x 60" Leaf, standard legs, 22"-30" height.	388.00	2	65.4	2.63		70
48NEST48			48" Nest, standard legs, 22"-30" height.	286.00	2	48.3	2.30		Call
48NEST54		✓ pg. 23	54" Nest, standard legs, 22"-30" height.	326.00	2	57.1	2.63		70
48NEST60		✓ pg. 23	60" Nest, standard legs, 22"-30" height.	366.00	2	64.8	3.06		70
48PIN60			60" Pinwheel, standard legs, 22"-30" height.	540.00	3	91.9	4.40		Call
48SL3048			30" x 48" Slide, standard legs, 22"-30" height.	328.00	2	64.5	3.06		70
48SL3054		✓ pg. 23	30" x 54" Slide, standard legs, 22"-30" height.	358.00	2	70.7	3.06		70
48SL3060		✓ pg. 23	30" x 60" Slide, standard legs, 22"-30" height.	388.00	2	76.2	3.06		70
48SPK48			48" Spoke, standard legs, 22"-30" height.	417.00	3	57.2	3.50		70
48SWV54		✓ pg. 23	54" Swerve, standard legs, 22"-30" height.	540.00	2	94.8	3.78		70

**Optional Configurations** - Available with a 4 - 6 weeks lead time unless stated otherwise.

All-Chrome Legs - Add "CHRM" to model no. (e.g., 482436CHRM).	+ 40.00	
Short Legs - Add "LO" to model no. (e.g., 482436LO).	+ 10.00	
All-Chrome Short Legs - Add "LOCHRM" to model no. (e.g., 482436LOCHRM).	+ 40.00	
Non-Adjustable All-Chrome Legs - Add "N" to model no. (e.g., 482436N).	+ 40.00	
Wheelchair Legs - Add "W" to model no. (e.g., 482436W).	+ 40.00	
Sure Edge Finish (24" x 36") - Add "AE" to model no. (e.g., 482436AE).	+ 100.00	
Sure Edge Finish (24" x 48" trapezoid) - Add "AE" to model no. (e.g., 48TRAP48AE).	+ 160.00	
Sure Edge Finish (24" x 48") - Add "AE" to model no. (e.g., 482448AE).	+ 105.00	
Sure Edge Finish (24" x 60") - Add "AE" to model no. (e.g., 482460AE).	+ 110.00	
Sure Edge Finish (24" x 72") - Add "AE" to model no. (e.g., 482472AE).	+ 115.00	
Sure Edge Finish (30" x 36") - Add "AE" to model no. (e.g., 483036AE).	+ 115.00	
Sure Edge Finish (30" x 48") - Add "AE" to model no. (e.g., 483048AE).	+ 120.00	
Sure Edge Finish (30" x 48" slide) - Add "AE" to model no. (e.g., 48SL3048AE).	+ 125.00	
Sure Edge Finish (30" x 54" slide) - Add "AE" to model no. (e.g., 48SL3054AE).	+ 130.00	
Sure Edge Finish (30" x 60" trapezoid) - Add "AE" to model no. (e.g., 48TRAP60AE).	+ 165.00	
Sure Edge Finish (30" x 60" leaf, slide) - Add "AE" to model no. (e.g., 48LF3060AE).	+ 145.00	
Sure Edge Finish (30" x 60") - Add "AE" to model no. (e.g., 483060AE).	+ 125.00	
Sure Edge Finish (30" x 72") - Add "AE" to model no. (e.g., 483072AE).	+ 130.00	
Sure Edge Finish (36" round) - Add "AE" to model no. (e.g., 4836RAE).	+ 130.00	
Sure Edge Finish (36" x 36") - Add "AE" to model no. (e.g., 483636AE).	+ 130.00	
Sure Edge Finish (36" x 60") - Add "AE" to model no. (e.g., 483660AE).	+ 140.00	
Sure Edge Finish (36" x 72" half-moon) - Add "AE" to model no. (e.g., 48COOP72AE).	+ 140.00	
Sure Edge Finish (36" x 72") - Add "AE" to model no. (e.g., 483672AE).	+ 145.00	
Sure Edge Finish (42" round) - Add "AE" to model no. (e.g., 4842RAE).	+ 135.00	
Sure Edge Finish (42" x 84" trapezoid) - Add "AE" to model no. (e.g., 48TRAP84AE).	+ 165.00	
Sure Edge Finish (48" clover, hub, nest, spoke) - Add "AE" to model no. (e.g., 48CLO48AE).	+ 160.00	
Sure Edge Finish (48" round) - Add "AE" to model no. (e.g., 4848RAE).	+ 140.00	
Sure Edge Finish (48" x 48") - Add "AE" to model no. (e.g., 484848AE).	+ 140.00	



# TABLES

SOLD IN FULL CARTONS ONLY

Model No.	Quick Ship	Classroom Basics	Description	Unit Price F.O.B. Warehouse	Units Per Carton	Unit Weight	Unit Cube	Fed Ex.	Freight Class
-----------	------------	------------------	-------------	-----------------------------	------------------	-------------	-----------	---------	---------------

## 4000 SERIES - Activity Tables continued

Sure Edge Finish (48" x 72" kidney) - Add "AE" to model no. (e.g., 48KID72AE).				+ 170.00					
Sure Edge Finish (50" x 60" bubble) - Add "AE" to model no. (e.g., 48BU5060AE).				+ 150.00					
Sure Edge Finish (54" nest) - Add "AE" to model no. (e.g., 48NEST54AE).				+ 162.00					
Sure Edge Finish (54" swerve) - Add "AE" to model no. (e.g., 48SWV54AE).				+ 150.00					
Sure Edge Finish (60" deep-center) - Add "AE" to model no. (e.g., 48HORSE60DCAE).				+ 165.00					
Sure Edge Finish (60" flower, hub, nest) - Add "AE" to model no. (e.g., 48FLOW60AE).				+ 165.00					
Sure Edge Finish (60" round, pinwheel) - Add "AE" to model no. (e.g., 4860RAE).				+ 150.00					
Sure Edge Finish (60" x 66") - Add "AE" to model no. (e.g., 48HORSE60AE).				+ 165.00					

## Optional Accessories



UBOOK	✓ pg. 11		Plastic book box, 15½"W x 4½"H x 13⅞"D. Char Black	30.00	12	1.9	1.94		100
UGANG			Connecting tie plate kit (includes 2 plates) 2" x .0747" x 6".	48.00	1	0.8	0.07		70
UTOTE			Tote Tray: 12"W x 4"H x 16"D Runners: 1½"W x ¾"D x 13½"L.	54.00	2	1.1	0.46		100
USHLFRAP48			Trapezoidal shelf hutch, 24" x 24" x 24"W x 48"L. Support column required. A 3" wire management grommet is installed in the center and 4" in from the flat side. Support column UCLM ordered separately.	460.00	1	25.0	1.09		70
UCLM			A steel column assembly to support a half round (60" and 84") or trapezoid (84" and 96") shelf above a half round table. Column adjusts shelf height from 17" to 24" in one-inch increments.	658.00	1	19.8	5.35		70
UGRMT27			Grommet kit, two grommet covers with matching 2¾" sleeves. Black.	54.00	2	0.1	0.06		150

## HOW TO ORDER:

- Top, banding and frame finish colors are listed on pages xi-xii.
- To order, specify the model number, top, banding and frame finish color codes (e.g., 482436-OAK084BLK01-BLK01).
- Glide Options:
  - Felt-Base Glides - Add "FG" to model no. (e.g. 482436FG)
  - Steel-Base Glides - Add "SG" to model no. (e.g. 482436SG)



# TABLES

SOLD IN FULL CARTONS ONLY

Model No.	Quick Ship	Classroom Basics	Description	Unit Price F.O.B. Warehouse	No. of Ctns. Per Unit	Unit Weight	Unit Cube	Fed. Ex.	Freight Class
-----------	------------	------------------	-------------	-----------------------------	-----------------------	-------------	-----------	----------	---------------

## 5000 SERIES - Activity Tables

Tubular steel thick profile legs. Models are available with an 1 1/8" thick particleboard-core high-pressure laminate work surface with 1 1/8" profile T-mold edge banding. Upper legs have a powder coat finish with chrome lower legs.

Optional Configurations include:

- 24" to 32" adjustable legs with ABS plastic glides. (ADJ)
- 26" to 34" adjustable legs with locking casters. (ADJC)
- 30" fixed height legs with locking casters. (C)
- 30" to 39" adjustable legs with ABS plastic glides. (ADJSU)
- 30" to 39" adjustable legs with locking casters. (ADJCSU)
- Work surfaces that have an optional urethane-based Sure Edge® finish.



50243630			24" x 36", 30" height.	343.00	2	57.5	3.85		Call
50244830			24" x 48", 30" height.	363.00	2	63.7	4.17		70
50246030			24" x 60", 30" height.	423.00	2	75.2	4.92		70
50247230			24" x 72", 30" height.	463.00	2	83.9	5.32		70
50303630			30" x 36", 30" height.	353.00	2	58.9	4.04		Call
50304830		✓ pg. 24	30" x 48", 30" height.	373.00	2	73.1	4.46		70
50306030		✓ pg. 24	30" x 60", 30" height.	433.00	2	83.2	4.95		Call
50307230		✓ pg. 24	30" x 72", 30" height.	473.00	2	96.9	5.35		70
50363630			36" x 36", 30" height.	363.00	2	67.5	4.33		70
50366030			36" x 60", 30" height.	443.00	2	96.9	5.34		Call
50367230			36" x 72", 30" height.	483.00	2	110.2	5.82		70
5036R30			36" round, 30" height.	363.00	2	57.3	4.27		70
5042R30			42" round, 30" height.	427.00	2	70.9	4.75		Call
50484830			48" x 48", 30" height.	503.00	2	104.5	7.89		Call
5048R30			48" round, 30" height.	503.00	2	82.7	5.29		Call
5060R30		✓ pg. 24	60" round, 30" height.	635.00	2	111.2	6.88		Call
50BU506030			50" x 60" bubble, 30" height.	635.00	2	102.3	7.60		Call
50CLO4830			48" clover, 30" height.	512.00	2	71.3	4.71		Call
50COOP7230			36" x 72" cooperative, 30" height.	766.00	2	91.2	6.07		Call
50FLOW6030			60" flower, 30" height.	889.00	2	103.4	6.88		70
50HORS6030			60" x 66" horseshoe, 30" height.	852.00	2	128.4	7.25		70
50HORS60DC30			60" deep-center horseshoe, 30" height.	852.00	2	125.1	7.25		70
50HUB4830			48" hub, 30" height.	512.00	2	76.3	5.76		Call
50HUB6030			60" hub, 30" height.	635.00	2	103.6	6.66		Call
50KID7230		✓ pg. 24	48" x 72" kidney, 30" height.	766.00	2	127.8	6.71		Call
50LF306030			30" x 60" leaf, 30" height.	483.00	2	77.3	4.89		70
50NEST4830			48" nest, 30" height.	371.00	2	60.3	4.56		70



# TABLES

SOLD IN FULL CARTONS ONLY

Model No.	Quick Ship	Classroom Basics	Description	Unit Price F.O.B. Warehouse	No. of Ctns. Per Unit	Unit Weight	Unit Cube	Fed Ex.	Freight Class
-----------	------------	------------------	-------------	-----------------------------	-----------------------	-------------	-----------	---------	---------------

## 5000 SERIES - Activity Tables continued



50NEST5430		✓ pg. 24	54" nest, 30" height.	411.00	2	69.0	4.89		Call
50NEST6030		✓ pg. 24	60" nest, 30" height.	461.00	2	76.8	5.32		70
50PIN6030			60" pinwheel, 30" height.	635.00	2	103.9	6.66		Call
50SL304830			30" x 48" slide, 30" height.	423.00	2	76.5	5.32		70
50SL305430		✓ pg. 24	30" x 54" slide, 30" height.	453.00	2	82.6	5.32		Call
50SL306030		✓ pg. 24	30" x 60" slide, 30" height.	483.00	2	88.1	5.32		70
50SPK4830			48" spoke, 30" height.	512.00	2	69.1	5.76		Call
50SWV5430		✓ pg. 24	54" swerve, 30" height.	635.00	2	106.7	6.04		Call
50TRAP4830			24" x 48" trapezoid, 30" height.	341.00	2	62.7	3.53		70
50TRAP6030		✓ pg. 24	30" x 60" trapezoid, 30" height.	484.00	2	76.1	3.87		70
50TRAP8430			42" x 84" trapezoid, 30" height.	443.00	2	111.7	7.43		Call

### Optional Configurations - Available with a 4 - 6 weeks lead time unless stated otherwise.

24"-32" adjustable legs with ABS plastic glide - Remove "30" and add "ADJ" to model no. (e.g., 502436ADJ).	+ 30.00	
26"-34" adjustable legs with locking casters - Remove "30" and add "ADJC" to model no. (e.g., 502436ADJC).	+ 80.00	
30" fixed height legs with locking casters - Add "C" to model no. (e.g., 50243630C).	+ 50.00	
30"-39" adjustable legs with ABS plastic glide - Remove "30" and add "ADJSU" to model no. (e.g., 502436ADJSU). (This option is not available on all tables. Contact your sales representative for availability)	+ 70.00	
30"-39" adjustable legs with locking casters - Remove "30" and add "ADJCSU" to model no. (e.g., 502436ADJCSU). (This option is not available on all tables. Contact your sales representative for availability)	+ 120.00	
Sure Edge Finish (24" x 36") - Add "AE" to model no. (e.g., 502436AE30).	+ 100.00	
Sure Edge Finish (24" x 48" trapezoid) - Add "AE" to model no. (e.g., 50TRAP48AE30).	+ 160.00	
Sure Edge Finish (24" x 48") - Add "AE" to model no. (e.g., 502448AE30).	+ 105.00	
Sure Edge Finish (24" x 60") - Add "AE" to model no. (e.g., 502460AE30).	+ 110.00	
Sure Edge Finish (24" x 72") - Add "AE" to model no. (e.g., 502472AE30).	+ 115.00	
Sure Edge Finish (30" x 36") - Add "AE" to model no. (e.g., 503036AE30).	+ 115.00	
Sure Edge Finish (30" x 48") - Add "AE" to model no. (e.g., 503048AE30).	+ 120.00	
Sure Edge Finish (30" x 48" slide) - Add "AE" to model no. (e.g., 50SL3048AE30).	+ 125.00	
Sure Edge Finish (30" x 54" slide) - Add "AE" to model no. (e.g., 50SL3054AE30).	+ 130.00	
Sure Edge Finish (30" x 60" trapezoid) - Add "AE" to model no. (e.g., 50TRAP60AE30).	+ 165.00	
Sure Edge Finish (30" x 60" leaf, slide) - Add "AE" to model no. (e.g., 50LF3060AE30).	+ 145.00	
Sure Edge Finish (30" x 60") - Add "AE" to model no. (e.g., 503060AE30).	+ 125.00	
Sure Edge Finish (30" x 72") - Add "AE" to model no. (e.g., 503072AE30).	+ 130.00	
Sure Edge Finish (36" round) - Add "AE" to model no. (e.g., 5036RAE30).	+ 130.00	
Sure Edge Finish (36" x 36") - Add "AE" to model no. (e.g., 503636AE30).	+ 130.00	
Sure Edge Finish (36" x 60") - Add "AE" to model no. (e.g., 503660AE30).	+ 140.00	
Sure Edge Finish (36" x 72" half-moon) - Add "AE" to model no. (e.g., 50COOP72AE30).	+ 140.00	
Sure Edge Finish (36" x 72") - Add "AE" to model no. (e.g., 503672AE30).	+ 145.00	
Sure Edge Finish (42" Round) - Add "AE" to model no. (e.g., 5042RAE30).	+ 135.00	
Sure Edge Finish (42" x 84" trapezoid) - Add "AE" to model no. (e.g., 50TRAP84AE30).	+ 165.00	

5000 Series continued on page 82.



# TABLES

SOLD IN FULL CARTONS ONLY

Model No.	Quick Ship	Classroom Basics	Description	Unit Price F.O.B. Warehouse	No. of Ctns. Per Unit	Unit Weight	Unit Cube	Fed. Ex.	Freight Class
-----------	------------	------------------	-------------	-----------------------------	-----------------------	-------------	-----------	----------	---------------

## 5000 SERIES - Activity Tables continued

Sure Edge Finish (48" clover, hub, nest, spoke) - Add "AE" to model no. (e.g., 50CLO48AE30).				+ 160.00					
Sure Edge Finish (48" round) - Add "AE" to model no. (e.g., 5048RAE30).				+ 140.00					
Sure Edge Finish (48" x 48") - Add "AE" to model no. (e.g., 504848AE30).				+ 140.00					
Sure Edge Finish (48" x 72" kidney) - Add "AE" to model no. (e.g., 50KID72AE30).				+ 170.00					
Sure Edge Finish (50" x 60" bubble) - Add "AE" to model no. (e.g., 50BU5060AE30).				+ 150.00					
Sure Edge Finish (54" nest) - Add "AE" to model no. (e.g., 50NEST54AE30).				+ 162.00					
Sure Edge Finish (54" swerve) - Add "AE" to model no. (e.g., 50SWV54AE30).				+ 150.00					
Sure Edge Finish (60" deep-center) - Add "AE" to model no. (e.g., 50HORS60DCAE30).				+ 165.00					
Sure Edge Finish (60" flower, hub, nest) - Add "AE" to model no. (e.g., 50FLOW60AE30).				+ 165.00					
Sure Edge Finish (60" round, pinwheel) - Add "AE" to model no. (e.g., 5060RAE30).				+ 150.00					
Sure Edge Finish (60" x 66") - Add "AE" to model no. (e.g., 50HORS60AE30).				+ 165.00					

### HOW TO ORDER:

- Top, banding and frame finish colors are listed on pages xi-xii.
- To order, specify the model number, top, banding and frame finish color codes (e.g., 50243630-OAK084BLK01-BLK01).

## 5700 SERIES - Tables

Tubular steel fixed height legs. Models are available with 1/8" thick particleboard-core high-pressure laminate work surface with 1/8" T-mold edge banding. Fully chromed non-adjustable legs enabling a 30" top height. Each leg shall be equipped with a 1/4" diameter, inside-holding nylon-base swivel glides. Wire management can be achieved by routing wires through the work surface grommet and down the inside of the leg. Wires can enter and exit through the leg opening at the top of the leg for access under the work surface, and/or wires can run down the leg and exit through leg opening at the bottom of the leg. Adjustable height upper legs have a powder coat finish with chrome lower legs.

Optional Configurations include:

- 24" to 32" adjustable legs. (ADJ)
- Work surfaces that have an optional urethane-based Sure Edge® finish.
- Optional Power Management: Includes one two-port USB/1 Power Outlet (P1). Power management node comes standard in Black.



57246030			24"W x 60"L x 30"H.	483.00	2	49.5	2.04		Call
57247230			24"W x 72"L x 30"H.	523.00	2	58.2	2.44		Call
57306030			30"W x 60"L x 30"H.	493.00	2	57.5	2.07		Call
57307230			30"W x 72"L x 30"H.	533.00	2	71.2	2.47		Call

**Optional Configurations** - Available with a 4 - 6 weeks lead time unless stated otherwise.

24"-32" adjustable - Remove "30" and add "ADJ" to model no. (e.g., 572460ADJ).				+ 30.00					
One two-port USB/1 Power Outlet - Add "P1" to model no. (e.g., 57246030P1).				+ 27.00					
Sure Edge Finish (24" x 60") - Add "AE" to model no. (e.g., 572460AE).				+ 110.00					
Sure Edge Finish (24" x 72") - Add "AE" to model no. (e.g., 572472AE).				+ 115.00					
Sure Edge Finish (30" x 60") - Add "AE" to model no. (e.g., 573060AE).				+ 125.00					
Sure Edge Finish (30" x 72") - Add "AE" to model no. (e.g., 573072AE).				+ 130.00					

### Optional Accessories



TKBMT19			Keyboard mouse tray. 15"D x 19 1/4"W. Char Black-BLK01	264.00	1	8.1	0.57	*	100
TKBMT27		✓ pg. 24,26	Keyboard mouse tray. 15"D x 27 1/4"W. Char Black-BLK01	320.00	1	11.8	0.73	*	70
TKBMT27			Keyboard mouse tray, curved. 12" x 27".	329.00	1	10.2	0.73	*	150

### HOW TO ORDER:

- Top, banding and frame finish colors are listed on pages xi-xii.
- To order, specify the model number, top, banding and frame finish color codes (e.g., 57246030-OAK084BLK01-BLK01).





# TABLES

SOLD IN FULL CARTONS ONLY

Model No.	Quick Ship	Classroom Basics	Description	Unit Price F.O.B. Warehouse	No. of Ctns. Per Unit	Unit Weight	Unit Cube	Fed. Ex.	Freight Class
-----------	------------	------------------	-------------	-----------------------------	-----------------------	-------------	-----------	----------	---------------

## FUTURE ACCESS® SERIES - Computer Tables

Tubular steel pedestal legs, wire management panel. Available with a particleboard-core high-pressure laminate work surface with front and back sides post formed to a full radius. Ends have 3 mil. PVC Black edge banding. Tops are equipped with a 2¾" diameter grommet. Adjustable top height range of 22" to 30". Four adjustable nylon glides. The upper legs are available with a powder coat finish. The lower legs are chromed.

Optional Accessories: (1) 29" wide keyboard mouse tray, specify **TKBMT29**; (2) 27" wide keyboard mouse tray, specify **TKBMT27**; (3) 24" wide keyboard mouse tray, specify **TKBMT24**; (4) CPU holder, specify **T87CPU**; (5) vertical cord manager, specify **TVCM**; (6) grommet kit with 3½" diameter specify **UGRMT35**; (8) casters, specify **U87CAST**; (9) tie plate pack, specify **UGANG**; (10) half round shelf, specify **87PFSHLF48** (available only with a Char Black bullnose banding); (11) adjustable column for model **87PFSHLF48** half round shelf, specify **UCLM**.



87PF2436			24"W x 36"L x 22"-30"H.	1018.00	4	54.4	4.03		Call
87PF2448			24"W x 48"L x 22"-30"H.	1175.00	4	69.8	4.91		Call
87PF2460			24"W x 60"L x 22"-30"H.	1351.00	4	84.6	5.73		Call
87PF2472			24"W x 72"L x 22"-30"H.	1421.00	4	106.5	6.53		Call
87PF3036			30"W x 36"L x 22"-30"H.	1079.00	4	62.8	4.89		Call
87PF3048			30"W x 48"L x 22"-30"H.	1214.00	4	81.2	5.84		Call
87PF3060			30"W x 60"L x 22"-30"H.	1406.00	4	95.6	6.78		Call
87PF3072			30"W x 72"L x 22"-30"H.	1549.00	4	110.6	7.68		Call
87PFHR48			24"W x 48"L x 22"-30"H, half round	1013.00	4	61.6	4.46		Call
87PFHR60			30"W x 60"L x 22"-30"H, half round	1191.00	4	81.3	6.08		Call
87PFHR84			40"W x 84"L x 22"-30"H, half round	1944.00	4	132.6	10.54		Call

## Optional Accessories



TKBMT19			Keyboard mouse tray. 15"D x 19¼"W. Char Black-BLK01	264.00	1	8.1	0.57	*	100
TKBMT24			Keyboard mouse tray. 15"D x 24¾"W. Char Black-BLK01	361.00	1	10.8	0.68	*	100
TKBMT27		✓ pg. 24,26	Keyboard mouse tray. 15"D x 27¼"W. Char Black-BLK01	320.00	1	11.8	0.73	*	70
TKBMT29		✓ pg. 24	Keyboard mouse tray. 15"D x 29"W. Char Black-BLK01	320.00	1	12.1	0.78	*	100
TKBMTC27			Keyboard mouse tray, curved. 12" x 27".	329.00	1	10.2	0.73	*	150
T87CPU			CPU holder: accommodates CPUs between 5½" and 10" wide; height-adjustment range is 6" to 19¼" if inside-mounted, or 6" to 24¾" if outside-mounted.	403.00	1	5.3	0.16		70
CPUCADDY			Mobile CPU holder. 19½"L x 10¼"W x 10½"H. A cable lock is included with each unit to secure the CPU holder to a table leg. Supports a computer that is between 3" and 8" wide.	339.00	1	20.9	0.95		100
T76ELECT			Electrical power strip/surge protector: 12' cord and 7 electrical outlets.	132.00	1	2.0	0.15		70
TPTP3			Power/communication outlet.	437.00	1	1.7	0.16		70
TVCM			Vertical cord manager.	183.00	1	1.6	0.12		70
UGRMT27			Grommet kit, two grommet covers with matching 2¾" sleeves. Black.	54.00	2	0.1	0.06		150
UGRMT35			Grommet kit, two grommet covers with matching 3½" sleeves. (for use with 2"W x 2¾"D power pole).	54.00	2	0.3	0.07		125
U87CAST			Four pack of swivel casters.	156.00	1	5.0	0.09		70
UGANG			Connecting tie plate kit (includes 2 plates).	48.00	1	0.8	0.07		70
87PFSHLF48			24" x 48" half round shelf. The shelf is equipped with a 3" grommet	948.00	1	32.2	2.00		70
UCLM			A steel column assembly to support a half round (60" and 84") or trapezoid (84" and 96") shelf above a half round table. An opening in the column allows for cabling to go up to the shelf and down to the floor through the column. Column adjusts shelf height from 17" to 24" in one-inch increments. Specify model no. UCLM.	658.00	1	19.8	5.35		70

## HOW TO ORDER:

- Laminate and frame finish colors are listed on pages xi-xii.
- To order, specify the model number, top, and frame finish color codes (e.g., 87PF3036-GRY091-BLK01).



# TABLES

SOLD IN FULL CARTONS ONLY

Model No.	Quick Ship	Classroom Basics	Description	Unit Price F.O.B. Warehouse	No. of Ctns. Per Unit	Unit Weight	Unit Cube	Fed Ex.	Freight Class
-----------	------------	------------------	-------------	-----------------------------	-----------------------	-------------	-----------	---------	---------------

## 8700 SERIES - Computer Tables

Tubular steel pedestal legs. Models are available with an 1/8" thick particleboard-core high-pressure laminate work surface with 1/8" profile T-mold edge banding. Adjustable top height range of 22" to 30". Four adjustable nylon-base swivel glides. The upper legs are available with a powder coat finish. The lower legs are chromed. Optional configurations include work surfaces that have an optional urethane-based Sure Edge® finish.

Optional Accessories: (1) 29" wide keyboard mouse tray, specify *TKBMT29*; (2) 27" wide keyboard mouse tray, specify *TKBMT27*; (3) 24" wide keyboard mouse tray, specify *TKBMT24*; (4) CPU holder, specify *T87CPU*; (5) vertical cord manager, specify *TVCM*; (6) grommet kit with 3/8" diameter, specify *UGRMT35*; (7) grommet kit with 2/4" diameter specify *UGRMT27*; (8) casters, specify *U87CAST*; (9) tie plate pack, specify *UGANG*; (10) wire management panel, specify *TWMP*.



872436		✓ pg. 24	24"W x 36"L x 22"-30"H.	377.00	3	50.8	2.65		Call
872448	✓ pg. 8	✓ pg. 24	24"W x 48"L x 22"-30"H.	443.00	3	58.0	2.97		Call
872460	✓ pg. 8	✓ pg. 24	24"W x 60"L x 22"-30"H.	498.00	3	71.0	3.64		Call
872472		✓ pg. 24	24"W x 72"L x 22"-30"H.	623.00	3	79.7	4.04		Call
873036			30"W x 36"L x 22"-30"H.	457.00	3	54.8	3.22		Call
873048		✓ pg. 24	30"W x 48"L x 22"-30"H.	509.00	3	70.0	3.64		Call
873060	✓ pg. 8	✓ pg. 24	30"W x 60"L x 22"-30"H.	578.00	3	81.3	4.10		Call
873072	✓ pg. 8	✓ pg. 24	30"W x 72"L x 22"-30"H.	701.00	3	95.0	4.50		Call
873672			36"W x 72"L x 22"-30"H.	724.00	3	108.3	4.97		Call
872048QR			20"D x 48"W x 22"-30"H quarter-round adjustable height table. Quarter-round shaped surface allows for 4 tables to be grouped together in a circular formation.	470.00	2	48.7	2.91		Call
87TRAP48			24"W x 24"W x 24"W x 48"L x 22"-30"H.	656.00	3	54.6	1.93		Call
87TRAP60			30"W x 30"W x 30"W x 60"L x 22"-30"H.	698.00	3	69.4	2.67		Call
87TRAP84			42"W x 42"W x 42"W x 84"L x 22"-30"H.	1351.00	3	120.0	7.52		Call
872430CC			24"W x 30"D x 30"H, corner connector with two tie-plates and one support leg.	330.00	2	31.8	1.99		70
873030CC			30"W x 30"D x 30"H, corner connector with two tie-plates and one support leg.	330.00	2	35.9	1.99		70

**Optional Configurations** - Available with a 4 - 6 weeks lead time unless stated otherwise.

Sure Edge Finish (24" x 36") - Add "AE" to model no. (e.g., 872436AE).	+ 100.00
Sure Edge Finish (24" x 48") - Add "AE" to model no. (e.g., 872448AE).	+ 105.00
Sure Edge Finish (24" x 60") - Add "AE" to model no. (e.g., 872460AE).	+ 110.00
Sure Edge Finish (24" x 72") - Add "AE" to model no. (e.g., 872472AE).	+ 115.00
Sure Edge Finish (30" x 36") - Add "AE" to model no. (e.g., 873036AE).	+ 115.00
Sure Edge Finish (30" x 48") - Add "AE" to model no. (e.g., 873048AE).	+ 120.00
Sure Edge Finish (30" x 60") - Add "AE" to model no. (e.g., 873060AE).	+ 125.00
Sure Edge Finish (30" x 72") - Add "AE" to model no. (e.g., 873072AE).	+ 130.00
Sure Edge Finish (36" x 72") - Add "AE" to model no. (e.g., 873672AE).	+ 145.00
Sure Edge Finish (24" x 48" trapezoid) - Add "AE" to model no. (e.g., 87TRAP48AE).	+ 160.00
Sure Edge Finish (30" x 60" trapezoid) - Add "AE" to model no. (e.g., 87TRAP60AE).	+ 165.00
Sure Edge Finish (42" x 84" trapezoid) - Add "AE" to model no. (e.g., 87TRAP84AE).	+ 165.00

## Optional Accessories

TKBMT19			Keyboard mouse tray. 15"D x 19 1/4"W. Char Black-BLK01	264.00	1	8.1	0.57	*	100
TKBMT24			Keyboard mouse tray. 15"D x 24 3/4"W. Char Black-BLK01	361.00	1	10.8	0.68	*	100



# TABLES

SOLD IN FULL CARTONS ONLY

Model No.	Quick Ship	Classroom Basics	Description	Unit Price F.O.B. Warehouse	Units Per Carton	Unit Weight	Unit Cube	Fed Ex.	Freight Class
-----------	------------	------------------	-------------	-----------------------------	------------------	-------------	-----------	---------	---------------

## 8700 SERIES - Computer Tables continued

### Optional Accessories



TKBMT27		✓ pg. 24, 26	Keyboard mouse tray. 15"D x 27¼"W. Char Black-BLK01	320.00	1	11.8	0.73	*	70
TKBMT29		✓ pg. 24	Keyboard mouse tray. 15"D x 29"W. Char Black-BLK01	320.00	1	12.1	0.78	*	100
TKBMT27C			Keyboard mouse tray, curved. 12" x 27".	329.00	1	10.2	0.73	*	150
TKBMT29C			Keyboard mouse tray, curved. 12" x 29".	329.00	1	10.3	0.78	*	150
T87CPU			CPU holder: accommodates CPUs between 5½" and 10" wide; height-adjustment range is 6" to 19¼" if inside-mounted, or 6" to 24¾" if outside-mounted.	403.00	1	5.3	0.16		70
CPUCADDY			Mobile CPU holder. 19½"L x 10¾"W x 10½"H. A cable lock is included with each unit to secure the CPU holder to a table leg. Supports a computer that is between 3" and 8" wide.	339.00	1	20.9	0.95		100
T762ELECT			Electrical power strip/surge protector: 12' cord and 7 electrical outlets.	132.00	1	2.0	0.15		70
TTP3			Power/communication outlet.	437.00	1	1.7	0.16		70
TVCM			Vertical cord manager.	183.00	1	1.6	0.12		70
UGRMT27			Grommet kit, two grommet covers with matching 2¾" sleeves. Black.	54.00	2	0.1	0.06		150
UGRMT35			Grommet kit, two grommet covers with matching 3½" sleeves. (for use with 2"W x 2¾"D power pole).	54.00	2	0.3	0.07		125
U87CAST			Four pack of swivel casters.	156.00	1	5.0	0.09		70
UGANG			Connecting tie plate kit (includes 2 plates).	48.00	1	0.8	0.07		70
TWMP36			Wire management/modesty panel, for 36" rectangular tables.	230.00	1	8.4	0.83	*	100
TWMP48		✓ pg. 24	Wire management/modesty panel, for 48" rectangular tables.	270.00	1	9.8	1.11	*	100
TWMP60	✓ pg. 11	✓ pg. 24	Wire management/modesty panel, for 60" rectangular tables.	321.00	1	12.4	1.39	*	100
TWMP72		✓ pg. 24	Wire management/modesty panel, for 72" rectangular tables.	346.00	1	15.2	1.67	*	100

### HOW TO ORDER:

- Laminate, edge banding and frame finish colors are listed on pages xi-xii.
- To order, specify the model number, top, banding and frame finish color codes (e.g., 872436-OAK084BLK01-BLK01).



# TABLES

SOLD IN FULL CARTONS ONLY

Model No.	Quick Ship	Classroom Basics	Description	Unit Price F.O.B. Warehouse	No. of Ctns. Per Unit	Unit Weight	Unit Cube	Fed. Ex.	Freight Class
-----------	------------	------------------	-------------	-----------------------------	-----------------------	-------------	-----------	----------	---------------

## 4000 SERIES - Study Carrels

Tubular steel legs, table with privacy panels and a non-adjustable shelf. Available with a 24"W x 36"D, 1½" thick particleboard-core high-pressure laminate work surface with 1½" profile T-mold edge banding. Privacy panels extend 22" above the work surface to form a study carrel. An 8" deep non-adjustable shelf is included with the panels. Adjustable top height range of 22" to 30". Nylon-base swivel glides. Optional steel-base and felt-base glides are available. The upper legs are available with a powder coat finish. The lower legs are chromed. Overall Study Carrel Dimensions: 25"W x 37½"L x 41½" to 49½"H. Privacy Panel Dimensions: 37½"W x 23¾"D x 22"H.



402436SC			24"W x 36"L.	888.00	3	100.6	4.12	*	Call
----------	--	--	--------------	--------	---	-------	------	---	------

### HOW TO ORDER:

- Laminate, banding and frame finish colors are listed on pages xi-xii.
- To order, specify the model number, top, banding and frame finish color codes (e.g., 402436SC-GRY091BLK01-BLK01).
- Glides Options:
  - Felt-Base Glides - Add "FG" to model no. (e.g. 402436SCFG)
  - Steel-Base Glides - Add "SG" to model no. (e.g. 402436SCSG)

## 8700 SERIES - Study Carrels

Tubular steel legs, table with privacy panels and a non-adjustable shelf. Available with a 24"W x 36"D, 1½" thick particleboard-core high-pressure laminate work surface with 1½" profile T-mold edge banding. Privacy panels extend 22" above the work surface to form a study carrel. An 8" deep non-adjustable shelf is included with the panels. Adjustable top height range of 22" to 30". Four adjustable nylon-base swivel glides. The upper legs are available with a powder coat finish. The lower legs are chromed. Options: (1) wire management panel, specify model no. TWMP36; (2) vertical cord manager, specify model no. TVCM. Overall Study Carrel Dimensions: 25"W x 37½"L x 41½" to 49½"H. Privacy Panel Dimensions: 37½"W x 23¾"D x 22"H.



872436SC			24"W x 36"L.	977.00	4	101.0	5.19	*	Call
----------	--	--	--------------	--------	---	-------	------	---	------

### Optional Accessories

TWMP36			Wire management/modesty panel, for 36" rectangular tables	230.00	1	8.4	0.83	*	100
TVCM			Vertical cord manager.	183.00	1	1.6	0.12		70

### HOW TO ORDER:

- Laminate, banding and frame finish colors are listed on pages xi-xii.
- To order, specify the model number, top, banding and frame finish color codes (e.g., 872436SC-OAK084BLK01-BLK01).

## WOOD-FRAME SCIENCE TABLES

Wood-frame, apron and legs, 30" fixed-height. Models are available with a heavy-duty, chemical-resistant epoxy resin top or an acid- and chemical-resistant Chemsurf® high-pressure laminate top. Table are equipped with four adjustable nylon glides; each table also includes four removable nylon boots. Chemsurf Top: 1½" thick and consists of a medium-density fiberboard core with an acid- and chemical-resistant Chemsurf high-pressure laminate surface. Edges have a urethane-based Sure Edge® finish. Epoxy Resin Top: 1" thick and consists of heavy-duty, heat- and chemical-resistant epoxy resin. The molded epoxy resin top is monolithic and non-porous. Wood components are finished with multiple coats of natural chemically resistant catalyzed varnish.



### CHEMSURF® LAMINATE TOPS

SCI244830CSAE			48"L x 24"W x 30"H.	1342.00	1	73.1	4.91		70
SCI245430CSAE		✓ pg. 25	54"L x 24"W x 30"H.	1392.00	1	79.3	5.49		70
SCI246030CSAE			60"L x 24"W x 30"H.	1446.00	1	86.4	6.07		70
SCI306030CSAE			60"L x 30"W x 30"H.	1546.00	1	98.2	7.43		70

### EPOXY RESIN TOPS

SCI244830EP			48"L x 24"W x 30"H.	2096.00	1	122.7	4.91		70
SCI245430EP	✓ pg. 9	✓ pg. 25	54"L x 24"W x 30"H.	2246.00	1	135.5	5.49		70
SCI246030EP	✓ pg. 9	✓ pg. 25	60"L x 24"W x 30"H.	2400.00	1	148.7	6.07		70
SCI306030EP		✓ pg. 25	60"L x 30"W x 30"H.	2785.00	1	98.2	7.43		70

### HOW TO ORDER:

- Top, edge, apron and leg color codes are listed below.
- To order Chemsurf laminate tops, specify the model number, top, apron and leg color (e.g., SCI246030CSAE-BLK577BLK01-MPL003).
- To order chemical-resistant epoxy resin tops, specify the model number top, apron and leg color (e.g., SCI244830EP-BLK01-OAK083).

Apron and Leg Colors:  
Maple-MPL003-  
Natural Oak-OAK083

Chemsurf Laminate Top and Edge Color:  
Black-BLK577BLK01

Epoxy Resin Top Color:  
Black-BLK01



Products on this page are Greenguard® certified.

Virco®

# TABLES

SOLD IN FULL CARTONS ONLY

Model No.	Quick Ship	Classroom Basics	Description	Unit Price F.O.B. Warehouse	No. of Ctns. Per Unit	Unit Weight	Unit Cube	Fed Ex.	Freight Class
-----------	------------	------------------	-------------	-----------------------------	-----------------------	-------------	-----------	---------	---------------

## STEEL-FRAME SCIENCE TABLES

Steel-frame, apron and heavy-gauge tubular steel legs. Models are available with a heavy-duty, chemical-resistant epoxy resin top or an acid- and chemical-resistant Chemsurf® high-pressure laminate top. Four adjustable nylon glides. Metal surfaces are available chromed or with a powder coat finish.

Chemsurf Top: 1½" thick and consists of a medium-density fiberboard core surfaced with an acid- and chemical-resistant Chemsurf high-pressure laminate surface. Edges have a urethane-based Sure Edge® finish.

Epoxy Resin Top: 1" thick and consists of heavy-duty, heat- and chemical-resistant epoxy resin. The molded epoxy resin top is monolithic and non-porous.

Optional configurations include the following:

- Adjustable Legs: 24" to 34" adjustable top height. Metal surfaces are available with a powder coat finish. Lower legs are chromed.
- Adjustable Legs with Casters: 24" to 34" adjustable top height. Metal surfaces are available with a powder coat finish. Lower legs are chromed.
- Chrome Apron and Chrome Legs: 30" fixed-height models with chromed apron and legs.

## CHEMSURF TOP

S187230CSAE			72"W x 18"D x 30"H.	1107.00	2	72.5	4.25		70
S206030CSAE			60"W x 20"D x 30"H.	1112.00	1	61.0	3.76		70
S245430CSAE	✓ pg. 9	✓ pg. 25	54"W x 24"D x 30"H.	1162.00	2	69.5	4.13		70
S246030CSAE	✓ pg. 9	✓ pg. 25	60"W x 24"D x 30"H.	1165.00	2	75.8	4.61		70
S306030CSAE			60"W x 30"D x 30"H.	1215.00	2	89.6	5.62		70
S307230CSAE			72"W x 30"D x 30"H.	1265.00	2	103.7	6.64		70
S367230CSAE		✓ pg. 25	72"W x 36"D x 30"H.	1315.00	2	119.2	7.84		70

**Optional Configurations** - Available with a 4 - 6 weeks lead time unless stated otherwise.

Adjustable Legs - Add "ADJ" to model no. (e.g., S1872CSADJAE).

+ 30.00

Adjustable Legs with Casters - Add "ADJC" to model no. (e.g., S1872CSADJCAE).

+ 80.00

Chrome Apron and Chrome Legs - Add "CHRM" to model no. (e.g., S187230CSCHRM).

+ 40.00

## EPOXY RESIN TOP

S187230EP			72"W x 18"D x 30"H.	1607.00	2	129.4	4.25		70
S206030EP			60"W x 20"D x 30"H.	1612.00	1	120.4	3.95		70
S245430EP		✓ pg. 25	54"W x 24"D x 30"H.	1662.00	2	129.2	4.76		70
S246030EP		✓ pg. 25	60"W x 24"D x 30"H.	1665.00	2	141.8	5.32		70
S306030EP		✓ pg. 25	60"W x 30"D x 30"H.	1715.00	2	171.7	6.33		70
S307230EP			72"W x 30"D x 30"H.	1765.00	2	198.2	6.64		70
S367230EP			72"W x 36"D x 30"H.	1815.00	2	232.6	7.84		70

**Optional Configurations** - Available with a 4 - 6 weeks lead time unless stated otherwise.

Chrome Apron and Chrome Legs - Add "CHRM" to model no. (e.g., S187230EPCHRM).

+ 40.00

## HOW TO ORDER:

- Top, edge, apron and leg color codes are listed below.
- To order, specify the model number, top, edge, apron and leg color codes (e.g., S245430EP-BLK01-BLK01-BLK01).

Apron and Leg Colors:

Char Black apron and Char Black legs-BLK01-BLK01

Char Black apron and Chrome legs-BLK01-CHRM

Chrome apron and Chrome legs-CHRM-CHRM

Chemsurf Laminate Top and Edge Color:

Black-BLK577BLK01

Epoxy Resin Top Color:

Black-BLK01

## SCIENCE LAB DEMONSTRATION TABLE

Science lab demonstration table, mobile, pump faucet and sink, four locking drawers, two cupboard spaces with locking doors, casters. Combination mirror/markerboard. 54"W x 30"D x 36"H. Natural Oak finish.

SCISINKDEMO			54"W x 30"D x 36"H.	9391.00	1	310.0	42.00		70
-------------	--	--	---------------------	---------	---	-------	-------	--	----

## HOW TO ORDER:

- To order, specify the model number (e.g., SCISINKDEMO-4342K-OAK083).



# TABLES

SOLD IN FULL CARTONS ONLY

Model No.	Quick Ship	Classroom Basics	Description	Unit Price F.O.B. Warehouse	No. of Ctns. Per Unit	Unit Weight	Unit Cube	Fed. Ex.	Freight Class
-----------	------------	------------------	-------------	-----------------------------	-----------------------	-------------	-----------	----------	---------------

## 6800 SERIES - Multi-Purpose Tables

Steel support apron and tubular steel legs. Models are available with an 1/8" thick particleboard-core high-pressure laminate work surface with 1/8" profile T-mold edge banding. Four adjustable nylon glides. Metal surfaces are available chromed or with a powder coat finish.

Optional configurations include the following:

- Adjustable Legs: 24" to 34" adjustable top height. Metal surfaces are available with a powder coat finish. Lower legs are chromed.
- Adjustable Legs with Casters: 24" to 34" adjustable top height. Metal surfaces are available with a powder coat finish. Lower legs are chromed.

681872			18"D x 72"W x 30"H.	459.00	2	72.4	4.25		70
682060		✓ pg. 26	20"D x 60"W x 30"H.	464.00	2	67.3	3.95		70
682454			24"D x 54"W x 30"H.	513.00	2	69.0	4.13		
682460		✓ pg. 26	24"D x 60"W x 30"H.	517.00	2	76.6	4.61		70
683060		✓ pg. 26	30"D x 60"W x 30"H.	518.00	2	88.5	5.62		70
683072			30"D x 72"W x 30"H.	621.00	2	102.4	6.64		70
683672			36"D x 72"W x 30"H.	717.00	2	117.4	7.84		70
684260			42"D x 60"W x 30"H.	816.00	2	116.5	7.63		
6848R			48" round x 30"H.	717.00	2	81.2	6.97		70
6860R			60" round x 30"H.	745.00	2	126.8	10.86		70

**Optional Configurations** - Available with a 4 - 6 weeks lead time unless stated otherwise.

Adjustable Legs - Add "ADJ" to model no. (e.g., 681872ADJ).

+ 30.00

Adjustable Legs with Casters - Add "ADJC" to model no. (e.g., 681872ADJC).

+ 80.00

### HOW TO ORDER:

- Top, banding and frame finish colors are listed on pages xi-xii.
- To order, specify the model number, top, banding and frame finish color (e.g., 682060-GRY091BLK01-BLK01-BLK01).



# TABLES









SOLD IN FULL CARTONS ONLY

Model No.	Quick Ship	Classroom Basics	Description	Unit Price F.O.B. Warehouse	No. of Ctns. Per Unit	Unit Weight	Unit Cube	Fed Ex.	Freight Class
-----------	------------	------------------	-------------	-----------------------------	-----------------------	-------------	-----------	---------	---------------

## LUNADA® SERIES - Conference & Seminar Tables

Two tubular steel leg columns, die-cast aluminum feet and 3" diameter ABS glides. Models are available with an 1/8" thick particleboard-core high-pressure laminate work surface with 1/8" profile T-mold edge banding. Metal surfaces are available chromed or with a powder coat finish.

Optional configurations: Selected work surfaces are equipped with two ABS plastic grommets measuring 6 3/4" x 2 3/8". Each grommet has a hinged ABS plastic lid that, when closed, lies flat on the table's work surface. The lid's design enables wires to be passed through each end of the grommet even when the lid is closed.

	LTS2260829		22"W x 60"L x 29"H.	909.00	4	81.2	6.91		Call
	LTS2272829		22"W x 72"L x 29"H.	979.00	4	91.1	7.38		Call
	LTS2284829		22"W x 84"L x 29"H.	1079.00	4	106.0	10.14		Call
	LTS2296829		22"W x 96"L x 29"H.	1179.00	4	114.6	10.03		Call
	LTS2460829		24"W x 60"L x 29"H.	949.00	4	85.7	6.91		Call
	LTS2472829		24"W x 72"L x 29"H.	1019.00	4	96.6	7.38		Call
	LTS2484829		24"W x 84"L x 29"H.	1119.00	4	111.3	10.14		Call
	LTS2496829		24"W x 96"L x 29"H.	1219.00	4	120.7	10.03		Call
	LTS3048829		30"W x 48"L x 29"H.	1014.00	4	95.1	6.73		Call
	LTS3054829		30"W x 54"L x 29"H.	1034.00	4	102.3	7.05		Call
	LTS3060829		30"W x 60"L x 29"H.	1074.00	4	109.5	7.29		Call
	LTS3072829		30"W x 72"L x 29"H.	1094.00	4	121.2	7.78		Call
	LTS3084829		30"W x 84"L x 29"H.	1174.00	4	135.0	11.14		Call
	LTS3096829		30"W x 96"L x 29"H.	1279.00	4	146.8	11.10		Call
	LTS3654829		36"W x 54"L x 29"H.	1099.00	4	112.9	7.47		Call
	LTS3660829		36"W x 60"L x 29"H.	1124.00	4	121.2	7.76		Call
	LTS3672829		36"W x 72"L x 29"H.	1149.00	4	135.3	8.34		Call
	LTS3684829		36"W x 84"L x 29"H.	1224.00	4	151.2	12.22		Call
	LTS3696829		36"W x 96"L x 29"H.	1299.00	4	165.3	12.32		Call
	LTS36728RT29		36"W x 72"L x 29"H, racetrack.	1199.00	4	126.6	7.73		Call

**Optional Configurations** - Available with a 4 - 6 weeks lead time unless stated otherwise.

Two Grommets - Add "GR2" to model no. (e.g., LTS3048829GR2).

+ 54.00

### HOW TO ORDER:

- Top, banding and frame finish colors are listed on pages xi-xii.
- To order, specify the model number, top, banding and frame finish color (e.g., LTS3654829-MPL385BRN38-GRY02).



# TABLES

SOLD IN FULL CARTONS ONLY





Model No.	Quick Ship	Classroom Basics	Description	Unit Price F.O.B. Warehouse	No. of Ctns. Per Unit	Unit Weight	Unit Cube	Fed. Ex.	Freight Class
-----------	------------	------------------	-------------	-----------------------------	-----------------------	-------------	-----------	----------	---------------

## PLATEAU® SERIES TABLES







Models are available with 26", 27" and 29" top heights. Models are available with an 1½" thick particleboard-core high-pressure laminate work surface with 1½" profile T-mold edge banding. Legs consist of an aluminum die-cast connector and a tubular steel leg column with an aluminum die-cast glide insert, and an extruded PVC wire chase. An adjustable glide with a 1" range enables table leveling; models ending in C2 have two legs with twin-wheel locking soft casters; models ending in C have all legs with twin-wheel locking soft casters. Metal surfaces are available with a powder coat finish.

Optional Accessories: (1) 4-pack of 2¾" twin-wheel locking soft casters (model PTLCASTER). (2) Wire management modesty panels (model PTMOPNL5 for 60"L tables; model PTMOPNL6 for 72"L tables). (3) Power/data module (model TPTP3). (4) Electrical power strip/surge protector (model T762ELECT). (5) 4-channel wire chase (model PITROUGH). (6) Wire management tray (model PITRAY). (7) Wire management strap (Model PTSTRAP). (8) 12" x 24" keyboard mouse tray (model TKBMT24). (9) Mini power/data port (model TUPD); (10) Mini power/data port for hard-wiring (model TUPDHW). (11) Duplex MiniPort, power only (model TUP).

### 27" FIXED HEIGHT

	PT246027		24"W x 60"L x 27"H.	1365.00	2	91.3	6.43		Call
	PT247227		24"W x 72"L x 27"H.	1415.00	2	102.3	6.72		Call
	PT304827		30"W x 48"L x 27"H.	1330.00	2	90.3	6.16		Call
	PT306027		30"W x 60"L x 27"H.	1380.00	2	106.3	6.90		Call
	PT307227		30"W x 72"L x 27"H.	1430.00	2	117.3	7.90		Call
	PT484827		48"W x 48"L x 27"H.	1418.00	2	112.3	8.88		Call
	PT48R27		48" round x 27"H.	1394.00	2	95.3	6.79		Call
	PT60R27		60" round x 27"H.	1632.00	2	32.3	3.88		150
	PT60HR27		60" half-round x 27"H.	1176.00	2	84.3	5.99		Call
	PT2460CR27		24"W x 60"L x 27"H, crescent.	1365.00	2	109.6	6.28		Call
	PT3060CR27		30"W x 60"L x 27"H, crescent.	2139.00	2	119.6	7.18		Call
	PT3672RT27		36"W x 72"L x 27"H, racetrack.	1614.00	2	137.3	8.94		Call
	PT4284RT27		42"W x 84"L x 27"H, racetrack.	1841.00	2	186.2	10.58		85

### 29" FIXED HEIGHT

	PT246029		24"W x 60"L x 29"H.	1365.00	2	92.0	6.43		Call
	PT247229		24"W x 72"L x 29"H.	1415.00	2	103.0	6.72		Call
	PT304829		30"W x 48"L x 29"H.	1330.00	2	91.0	6.16		Call
	PT306029		30"W x 60"L x 29"H.	1380.00	2	107.0	6.90		Call
	PT307229		30"W x 72"L x 29"H.	1430.00	2	118.0	7.90		Call
	PT484829		48"W x 48"L x 29"H.	1418.00	2	96.0	6.79		85
	PT48R29		48" round x 29"H.	1394.00	2	96.0	6.79		Call
	PT60R29		60" round x 29"H.	1632.00	2	1.0	1.00		Call
	PT60HR29		60" half-round x 29"H.	1176.00	2	85.0	5.99		Call
	PT2460CR29		24"W x 60"L x 29"H, crescent.	1365.00	2	114.3	6.28		Call
	PT3060CR29		30"W x 60"L x 29"H, crescent.	2139.00	2	124.6	7.18		Call
	PT3672RT29		36"W x 72"L x 29"H, race track.	1614.00	2	138.0	8.94		Call
	PT4284RT29		42"W x 84"L x 29"H, race track.	1841.00	2	154.9	7.70		Call
	PTKID7229		48"W x 72"L x 29"H, kidney-shaped.	1647.00	2	143.9	12.21		Call





# TABLES

SOLD IN FULL CARTONS ONLY

Model No.	Quick Ship	Classroom Basics	Description	Unit Price F.O.B. Warehouse	No. of Ctns. Per Unit	Unit Weight	Unit Cube	Fed. Ex.	Freight Class
-----------	------------	------------------	-------------	-----------------------------	-----------------------	-------------	-----------	----------	---------------

## PLATEAU® SERIES TABLES continued

### 26" FIXED HEIGHT WITH CASTERS



PT246026C			24"W x 60"L x 26"H, casters.	1415.00	2	91.0	6.43		Call
PT247226C			24"W x 72"L x 26"H, casters.	1465.00	2	102.0	6.72		Call
PT304826C			30"W x 48"L x 26"H, casters.	1380.00	2	90.0	6.16		Call
PT306026C			30"W x 60"L x 26"H, casters.	1430.00	2	106.0	6.90		Call
PT307226C			30"W x 72"L x 26"H, casters.	1480.00	2	117.0	7.90		Call
PT30RHP26C			30" semi-shape hoop, three 26"H legs with casters.	509.00	3	20.1	1.20		85
PT3672RT26C			36"W x 72"L x 26"H, racetrack, casters.	1664.00	2	137.0	8.94		Call
PT48R26C			48" round x 26"H, casters.	1444.00	2	95.0	6.79		Call
PT60HR26C			60" half round x 26"H, casters.	1226.00	2	84.0	5.99		Call
PTKID7229C			48"W x 72"L x 29"H kidney-shaped, casters.	1697.00	3	149.0	15.09		Call

### 29"H LEGS, TWO WITH CASTERS



PT246029C2			24"W x 60"L x 29"H.	1390.00	3	94.5	7.87		Call
PT247229C2			24"W x 72"L x 29"H.	1440.00	3	105.5	8.16		Call
PT304829C2			30"W x 48"L x 29"H.	1355.00	3	93.5	7.60		Call
PT306029C2			30"W x 60"L x 29"H.	1405.00	3	109.5	8.34		Call
PT307229C2			30"W x 72"L x 29"H.	1455.00	3	120.5	9.34		Call

### 26"-34"H, ADJUSTABLE LEGS



PT2460ADJ			24"W x 60"L x 26"-34"H.	1395.00	2	101.4	6.43		Call
PT2472ADJ			24"W x 72"L x 26"-34"H.	1445.00	2	112.4	6.72		Call
PT3048ADJ			30"W x 48"L x 26"-34"H.	1360.00	2	95.7	6.16		Call
PT3060ADJ			30"W x 60"L x 26"-34"H.	1410.00	2	116.4	6.90		Call
PT2460CRADJ			24"W x 60"L x 26"-34"H, crescent.	1395.00	2	119.0	6.28		Call
PT3060CRADJ			30"W x 60"L x 26"-34"H, crescent.	2169.00	2	129.3	7.18		Call
PT3072ADJ			30"W x 72"L x 26"-34"H.	1480.00	2	127.4	7.90		Call
PT3672RTADJ			36"W x 72"L x 26"-34"H, racetrack.	1644.00	2	147.4	8.94		Call
PT4284RTADJ			42"W x 84"L x 26"-34"H, racetrack.	1871.00	2	191.6	10.58		Call
PT4848ADJ			48"W x 48"L x 26"-34"H, square.	1448.00	2	117.7	8.88		150
PT48RADJ			48" round x 26"-34"H, round.	1424.00	2	100.7	6.79		Call
PT60HRADJ			60" half-round x 26"-34"H, half-round.	1206.00	2	89.7	5.99		Call
PT60RADJ			60" round x 26"-34"H, round.	1662.00	2	131.7	9.68		150

### 26"-34"H, ADJUSTABLE LEGS, CASTERS



PT2460ADJC			24"W x 60"L x 26"-34"H.	1445.00	3	107.3	9.31		Call
PT2472ADJC			24"W x 72"L x 26"-34"H.	1495.00	3	118.3	9.60		Call
PT3048ADJC			30"W x 48"L x 26"-34"H.	1410.00	3	106.3	9.04		Call
PT3060ADJC			30"W x 60"L x 26"-34"H.	1460.00	2	117.6	9.78		Call
PT3072ADJC			30"W x 72"L x 26"-34"H.	1530.00	3	133.3	10.78		Call
PT3672RTADJC			36"W x 72"L x 26"-34"H, racetrack.	1694.00	3	148.6	11.82		Call
PT48RADJC			48" round x 26"-34"H, round.	1474.00	3	106.6	9.67		Call
PT60HRADJC			60" half-round x 26"-34"H, half-round.	1256.00	3	95.6	8.87		Call

Plateau Series continued on page 92.



# TABLES

SOLD IN FULL CARTONS ONLY

Model No.	Quick Ship	Classroom Basics	Description	Unit Price F.O.B. Warehouse	No. of Ctns. Per Unit	Unit Weight	Unit Cube	Fed Ex.	Freight Class
-----------	------------	------------------	-------------	-----------------------------	-----------------------	-------------	-----------	---------	---------------

## PLATEAU® SERIES TABLES continued

### 26"-34"H, ADJUSTABLE LEGS, TWO WITH CASTERS



PT2460ADJC2			24"W x 60"L x 26"-34"H.	1420.00	3	104.3	7.87		Call
PT2472ADJC2			24"W x 72"L x 26"-34"H.	1470.00	3	115.3	8.16		Call
PT3048ADJC2			30"W x 48"L x 26"-34"H.	1385.00	3	103.3	7.60		Call
PT3060ADJC2			30"W x 60"L x 26"-34"H.	1435.00	3	119.3	8.34		Call
PT3072ADJC2			30"W x 72"L x 26"-34"H.	1505.00	3	130.3	9.34		Call

### Optional Accessories



PTLCASTER			4-pack of 2½" twin-wheel locking soft casters.	50.00	1	1.4	0.09	*	70
PTMODPNL5			Wire management modesty panels for 60"L tables. Char Black or Silver Mist.	675.00	1	21.5	2.50		100
PTMODPNL6			Wire management modesty panels for 72"L tables. Char Black or Silver Mist.	775.00	1	26.2	3.05		100
PTSTRAP			Wire management strap (4).	149.00	1	0.2	0.02		70
TPTP3			Power/communication outlet.	437.00	1	1.7	0.16		70
T762ELECT			Electrical power strip/surge protector: 12' cord and 7 electrical outlets.	132.00	1	2.0	0.15		70
PTTRAY			Metal wire management tray.	175.00	1	3.0	0.24		100
PTTROUGH			4 channel wire chase.	178.00	1	2.4	0.36		70
TKBMT24			15"D x 24¾"W keyboard mouse tray. Char Black.	361.00	1	10.8	0.68	*	100
TKBMT19			15"D x 19¼"W keyboard mouse tray. Char Black.	264.00	1	8.1	0.57	*	100
TUP			Duplex MiniPort, power only, 2 15 Amp simplexes, 6' power cord. Available in Char Black (BLK01), Moonstone (GRY05) and Silver Mist (GRY02).	405.00	1	2.8	0.18	*	100
TUPD			Mini-power/data port, two electrical outlets, two data/communication outlets. Adobe, Char Black, Eclipse or Silver Mist.	345.00	1	1.6	0.19	*	100
TUPDHW			Mini-power/data port, two electrical outlets, two data/communication outlets, "pigtailed" wires at the end of its 72" power cable for hard-wiring Virco tables. Virco recommends that the hard-wiring of tables with TUPDHW units be done by a qualified electrician. Adobe, Char Black, Eclipse or Silver Mist.	431.00	1	1.6	0.19	*	70
CPUCADDY			Mobile CPU holder. 19½"L x 10¾"W x 10½"H. A cable lock is included with each unit to secure the CPU holder to a table leg. Supports a computer that is between 3" and 8" wide.	339.00	1	20.9	0.95		100

### HOW TO ORDER:

- Top, banding and frame finish colors are listed on pages xi-xii.
- To order, specify the model number, top, banding and frame finish color codes (e.g., PT307229-MPL385BRN38-GRY02).



# TABLES

SOLD IN FULL CARTONS ONLY

Model No.	Quick Ship	Classroom Basics	Description	Unit Price F.O.B. Warehouse	No. of Ctns. Per Unit	Unit Weight	Unit Cube	Fed. Ex.	Freight Class
-----------	------------	------------------	-------------	-----------------------------	-----------------------	-------------	-----------	----------	---------------

## TETRA™ SERIES TABLES

Tubular steel frame. Models are available with an 1½" thick particleboard-core high-pressure laminate work surface with 1½" profile T-mold edge banding. Models are available with powder coat finish upper legs and chrome lower legs or powder coat finish legs. Nylon adjustable glides. Optional steel-base glides are available.

Optional configurations include 1, 2 or 3 factory installed 2¾" diameter ABS plastic grommets. ABS plastic grommets measuring 6¾" x 2½". Each grommet includes a hinged ABS plastic lid that, when opened, lays flat on the table's work surface.

### 20"W, 30" FIXED-HEIGHT

TR203630			20"W x 36"L x 30"H.	491.00	3	49.4	3.00		200
TR204230			20"W x 42"L x 30"H.	540.00	3	55.6	3.38		200
TR204830			20"W x 48"L x 30"H.	516.00	3	58.3	3.37		200
TR205430			20"W x 54"L x 30"H.	555.00	3	63.1	3.55		70
TR206030			20"W x 60"L x 30"H.	566.00	3	67.7	3.73		100
TR207230			20"W x 72"L x 30"H.	606.00	3	77.0	4.09		Call
TR208430			20"W x 84"L x 30"H.	703.00	3	86.8	3.18		85
TR209630			20"W x 96"L x 30"H.	713.00	3	97.2	4.45		Call

### 24"W, 30" FIXED-HEIGHT

TR243630			24"W x 36"L x 30"H.	530.00	3	57.6	3.38		125
TR244230			24"W x 42"L x 30"H.	575.00	3	62.6	3.76		125
TR244830			24"W x 48"L x 30"H.	565.00	3	66.5	4.00		Call
TR245430			24"W x 54"L x 30"H.	605.00	3	72.1	4.21		200
TR246030			24"W x 60"L x 30"H.	646.00	3	77.5	4.42		200
TR247230			24"W x 72"L x 30"H.	663.00	3	88.3	4.85		70
TR248430			24"W x 84"L x 30"H.	777.00	3	98.1	4.92		125
TR249630			24"W x 96"L x 30"H.	763.00	3	108.9	7.49		Call

### 30"W, 30" FIXED-HEIGHT

TR303630			30"W x 36"L x 30"H.	566.00	3	70.0	4.97		125
TR304230			30"W x 42"L x 30"H.	580.00	3	75.9	4.93		125
TR304830			30"W x 48"L x 30"H.	611.00	3	80.8	5.53		100
TR305430			30"W x 54"L x 30"H.	677.00	3	87.7	5.79		125
TR306030			30"W x 60"L x 30"H.	672.00	3	94.1	6.05		Call
TR307230			30"W x 72"L x 30"H.	717.00	3	107.2	6.56		Call

### 36"W, 30" FIXED-HEIGHT

TR363630			36"W x 36"L x 30"H.	555.00	3	76.5	5.37		70
TR364230			36"W x 42"L x 30"H.	627.00	3	86.5	5.31		125
TR364830			36"W x 48"L x 30"H.	646.00	3	92.8	6.36		70
TR365430			36"W x 54"L x 30"H.	732.00	3	100.7	6.66		70
TR366030			36"W x 60"L x 30"H.	751.00	3	108.4	6.96		Call
TR367230			36"W x 72"L x 30"H.	762.00	3	123.8	7.57		70

### 20"W, 26"-34" ADJUSTABLE HEIGHT

TR2036ADJ			20"W x 36"L x 26-34"H.	538.00	3	53.4	3.00		200
TR2042ADJ			20"W x 42"L x 26-34"H.	587.00	3	59.6	3.38		200
TR2048ADJ			20"W x 48"L x 26-34"H.	563.00	3	62.3	3.37		200
TR2054ADJ			20"W x 54"L x 26-34"H.	602.00	3	67.1	3.55		150
TR2060ADJ			20"W x 60"L x 26-34"H.	613.00	3	71.7	3.73		200
TR2072ADJ			20"W x 72"L x 26-34"H.	653.00	3	81.0	4.09		85
TR2084ADJ			20"W x 84"L x 26-34"H.	750.00	3	90.8	3.18		100
TR2096ADJ			20"W x 96"L x 26-34"H.	760.00	3	101.2	4.45		Call

Tetra Series continued on page 94.



Products on this page are Greenguard® certified.

# TABLES

SOLD IN FULL CARTONS ONLY

Model No.	Quick Ship	Classroom Basics	Description	Unit Price F.O.B. Warehouse	No. of Ctns. Per Unit	Unit Weight	Unit Cube	Fed Ex.	Freight Class
-----------	------------	------------------	-------------	-----------------------------	-----------------------	-------------	-----------	---------	---------------

## TETRA™ SERIES TABLES continued

### 24"W, 26"-34" ADJUSTABLE HEIGHT



TR2436ADJ			24"W x 36"L x 26-34"H.	577.00	3	61.6	3.38		70
TR2442ADJ			24"W x 42"L x 26-34"H.	622.00	3	66.6	3.76		Call
TR2448ADJ			24"W x 48"L x 26-34"H.	612.00	3	70.5	4.00		70
TR2454ADJ			24"W x 54"L x 26-34"H.	652.00	3	76.1	4.21		Call
TR2460ADJ			24"W x 60"L x 26-34"H.	693.00	3	81.5	4.42		Call
TR2472ADJ			24"W x 72"L x 26-34"H.	710.00	3	92.3	4.85		125
TR2484ADJ			24"W x 84"L x 26-34"H.	824.00	3	102.1	4.92		70
TR2496ADJ			24"W x 96"L x 26-34"H.	810.00	3	112.9	7.49		100

### 30"W, 26"-34" ADJUSTABLE HEIGHT



TR3036ADJ			30"W x 36"L x 26-34"H.	613.00	3	74.0	4.97		125
TR3042ADJ			30"W x 42"L x 26-34"H.	627.00	3	79.9	4.93		100
TR3048ADJ			30"W x 48"L x 26-34"H.	658.00	3	84.8	5.53		70
TR3054ADJ			30"W x 54"L x 26-34"H.	724.00	3	91.7	5.79		70
TR3060ADJ			30"W x 60"L x 26-34"H.	719.00	3	98.2	6.05		70
TR3072ADJ			30"W x 72"L x 26-34"H.	764.00	3	97.7	6.05		Call

### 36"W, 26"-34" ADJUSTABLE HEIGHT



TR3636ADJ			36"W x 36"L x 26-34"H.	602.00	3	80.5	5.37		85
TR3642ADJ			36"W x 42"L x 26-34"H.	674.00	3	90.5	5.31		100
TR3648ADJ			36"W x 48"L x 26-34"H.	693.00	3	96.8	6.36		70
TR3654ADJ			36"W x 54"L x 26-34"H.	779.00	3	104.7	6.66		70
TR3660ADJ			36"W x 60"L x 26-34"H.	798.00	3	112.4	6.96		Call
TR3672ADJ			36"W x 72"L x 26-34"H.	809.00	3	127.8	7.57		Call

**Optional Configurations** - Available with a 4 - 6 weeks lead time unless stated otherwise.

One Grommet - Add "GR1" to model no. (e.g., TR203630GR1). (Available on 36"L and 42"L tables)	+ 27.00
Two Grommets - Add "GR2" to model no. (e.g., TR204830GR2). (Available on 48"L, 54"L and 60"L tables)	+ 54.00
Three Grommets - Add "GR3" to model no. (e.g., TR208430GR3). (Available on 72"L, 84"L and 96"L tables)	+ 81.00

### Optional Accessories



TKBMT19			Keyboard mouse tray. 15"D x 19 1/4"W. Char Black-BLK01	264.00	1	8.1	0.57	*	100
TKBMT24			Keyboard mouse tray. 15"D x 24 3/4"W. Char Black-BLK01	361.00	1	10.8	0.68	*	100
TKBMT27		✓ pg. 24,26	Keyboard mouse tray. 15"D x 27 1/4"W. Char Black-BLK01	320.00	1	11.8	0.73	*	70
TKBMT29		✓ pg. 24	Keyboard mouse tray. 15"D x 29"W. Char Black-BLK01	320.00	1	12.1	0.78	*	100
TRMP36			Perforated steel modesty panel for 36"L Tetra Series table.	179.00	1	8.4	0.32		150
TRMP42			Perforated steel modesty panel for 42"L Tetra Series table.	184.00	1	8.7	0.38		100
TRMP48			Perforated steel modesty panel for 48"L Tetra Series table.	213.00	1	10.3	0.44		70
TRMP54			Perforated steel modesty panel for 54"L Tetra Series table.	217.00	1	11.2	0.50		70
TRMP60			Perforated steel modesty panel for 60"L Tetra Series table.	225.00	1	12.7	0.56		100
TRMP72			Perforated steel modesty panel for 72"L Tetra Series table.	245.00	1	15.2	0.68		70
TRMP84			Perforated steel modesty panel for 84"L Tetra Series table.	251.00	1	17.3	0.79		150
TRMP96			Perforated steel modesty panel for 96"L Tetra Series table.	260.00	1	19.6	0.91		70

### HOW TO ORDER:

- Top, banding and frame finish colors and color codes are listed on pages xi-xii.
- To order, specify the model number, top, banding and frame finish color codes (e.g., TR3672ADJ-MPL385BRN38-GRY02).
- **Glide Options:**
- Steel-Base Glides - Add "SG" to model no. (e.g. TR203630SG)



# TABLES

SOLD IN FULL CARTONS ONLY

Model No.	Quick Ship	Classroom Basics	Description	Unit Price F.O.B. Warehouse	No. of Ctns. Per Unit	Unit Weight	Unit Cube	Fed. Ex.	Freight Class
-----------	------------	------------------	-------------	-----------------------------	-----------------------	-------------	-----------	----------	---------------

## TEXT® SERIES TABLES

Tubular steel frame. Models are available with an 1/8" thick particleboard-core high-pressure laminate work surface with 1 1/8" profile T-mold edge banding. Nylon glides. Optional felt-base glides are available.

Optional configurations include models with twin-wheel, locking swivel casters and 1, 2 or 3 factory installed 2 3/4" diameter ABS plastic grommets. ABS plastic grommets measuring 6 3/4" x 2 5/8". Each grommet includes a hinged ABS plastic lid that, when opened, lays flat on the table's work surface.

Available heights:

- 24" or 30" fixed-height. Metal surfaces are available with a powder coat finish.
- 26" to 34" adjustable top height. Metal surfaces are available with a powder coat finish. Lower legs are chromed.

### 24" FIXED-HEIGHT TABLES

TE20488Y24			20"W x 48"L x 24"H.	570.00	5	62.0	3.50		70
TE20548Y24			20"W x 54"L x 24"H.	595.00	5	66.8	3.60		70
TE20608Y24			20"W x 60"L x 24"H.	620.00	5	71.8	3.80		70
TE20728Y24			20"W x 72"L x 24"H.	670.00	5	81.8	4.20		70
TE24488Y24			24"W x 48"L x 24"H.	590.00	5	68.4	4.08		Call
TE24548Y24			24"W x 54"L x 24"H.	615.00	5	74.0	4.29		Call
TE24608Y24			24"W x 60"L x 24"H.	640.00	5	79.8	4.49		Call
TE24728Y24			24"W x 72"L x 24"H.	690.00	5	91.4	4.90		Call

### 30" FIXED-HEIGHT TABLES



TE20488Y30			20"W x 48"L x 30"H.	590.00	5	61.5	3.75		Call
TE20548Y30			20"W x 54"L x 30"H.	615.00	5	66.2	3.93		Call
TE20608Y30			20"W x 60"L x 30"H.	640.00	5	71.2	4.11		Call
TE20728Y30			20"W x 72"L x 30"H.	690.00	5	81.2	4.46		Call
TE24488Y30			24"W x 48"L x 30"H.	610.00	5	70.2	4.44		Call
TE24548Y30			24"W x 54"L x 30"H.	635.00	5	75.9	4.65		Call
TE24608Y30			24"W x 60"L x 30"H.	660.00	5	81.6	4.86		Call
TE24728Y30			24"W x 72"L x 30"H.	710.00	5	93.2	5.27		Call

### 26"-34" ADJUSTABLE HEIGHT TABLES

TE20488YADJ			20"W x 48"L x 26"-34"H.	550.00	5	62.9	3.45		Call
TE20548YADJ			20"W x 54"L x 26"-34"H.	575.00	5	67.7	3.62		Call
TE20608YADJ		✓ pg. 26	20"W x 60"L x 26"-34"H.	600.00	5	72.7	3.80		Call
TE20728YADJ			20"W x 72"L x 26"-34"H.	650.00	5	82.6	4.16		Call
TE24488YADJ		✓ pg. 26	24"W x 48"L x 26"-34"H.	570.00	5	71.7	4.08		Call
TE24548YADJ			24"W x 54"L x 26"-34"H.	595.00	5	77.3	4.29		Call
TE24608YADJ		✓ pg. 26	24"W x 60"L x 26"-34"H.	620.00	5	83.1	4.49		Call
TE24728YADJ			24"W x 72"L x 26"-34"H.	670.00	5	94.7	4.91		Call

### DOUBLE LEGS - 24" FIXED-HEIGHT TABLES

TE30368D24			30"W x 36"L x 24"H.	690.00	5	74.0	4.50		70
TE30488D24			30"W x 48"L x 24"H.	740.00	5	85.8	5.00		Call
TE30548D24			30"W x 54"L x 24"H.	765.00	5	92.7	5.30		70
TE30608D24			30"W x 60"L x 24"H.	790.00	5	99.6	5.50		Call
TE30728D24			30"W x 72"L x 24"H.	840.00	5	113.3	6.00		70
TE36488D24			36"W x 48"L x 24"H.	770.00	5	95.3	5.40		70
TE36548D24			36"W x 54"L x 24"H.	720.00	5	103.2	5.70		70
TE36608D24			36"W x 60"L x 24"H.	870.00	5	111.3	6.00		85
TE36728D24			36"W x 72"L x 24"H.	920.00	5	127.4	6.57		Call

TEXT Series Tables continued on page 96.



Products on this page are Greenguard® certified.

# TABLES

SOLD IN FULL CARTONS ONLY

Model No.	Quick Ship	Classroom Basics	Description	Unit Price F.O.B. Warehouse	No. of Ctns. Per Unit	Unit Weight	Unit Cube	Fed. Ex.	Freight Class
-----------	------------	------------------	-------------	-----------------------------	-----------------------	-------------	-----------	----------	---------------

## TEXT® SERIES TABLES continued

### DOUBLE LEGS - 30" FIXED-HEIGHT TABLES



TE30368D30			30"W x 36"L x 30"H.	700.00	5	77.5	4.89		Call
TE30488D30			30"W x 48"L x 30"H.	760.00	5	89.2	5.45		Call
TE30548D30			30"W x 54"L x 30"H.	785.00	5	96.1	5.70		Call
TE30608D30			30"W x 60"L x 30"H.	810.00	5	103.0	5.95		Call
TE30728D30			30"W x 72"L x 30"H.	860.00	5	116.8	6.46		Call
TE36488D30			36"W x 48"L x 30"H.	790.00	5	98.8	5.82		Call
TE36548D30			36"W x 54"L x 30"H.	840.00	5	106.7	6.12		300
TE36608D30			36"W x 60"L x 30"H.	890.00	5	114.7	6.42		Call
TE36728D30			36"W x 72"L x 30"H.	940.00	5	130.9	7.02		Call

### DOUBLE LEGS - 26"-34" ADJUSTABLE HEIGHT TABLES



TE30368DADJ			30"W x 36"L x 26"-34"H.	670.00	5	80.6	4.45		Call
TE30488DADJ			30"W x 48"L x 26"-34"H.	720.00	5	92.4	5.00		Call
TE30548DADJ			30"W x 54"L x 26"-34"H.	745.00	5	99.2	5.25		Call
TE30608DADJ		✓ pg. 26	30"W x 60"L x 26"-34"H.	770.00	5	106.1	5.50		Call
TE30728DADJ		✓ pg. 26	30"W x 72"L x 26"-34"H.	820.00	5	119.9	6.01		Call
TE36488DADJ			36"W x 48"L x 26"-34"H.	750.00	5	101.9	5.37		Call
TE36548DADJ			36"W x 54"L x 26"-34"H.	800.00	5	109.8	5.67		Call
TE36608DADJ			36"W x 60"L x 26"-34"H.	850.00	5	117.9	5.97		Call
TE36728DADJ			36"W x 72"L x 26"-34"H.	900.00	5	134.0	6.57		Call

### SEMINAR TABLES - 30" FIXED-HEIGHT TABLES

TS20368Y30			20"W x 36"L x 30"H.	540.00	5	51.4	3.39		Call
TS20488Y30			20"W x 48"L x 30"H.	590.00	5	61.4	3.75		Call
TS20548Y30			20"W x 54"L x 30"H.	615.00	5	66.2	3.93		Call
TS20608Y30			20"W x 60"L x 30"H.	690.00	5	71.2	4.11		Call
TS20728Y30			20"W x 72"L x 30"H.	690.00	5	81.1	4.46		Call
TS24368Y30			24"W x 36"L x 30"H.	560.00	5	57.8	3.39		Call
TS24488Y30			24"W x 48"L x 30"H.	610.00	5	67.8	4.00		Call
TS24548Y30			24"W x 54"L x 30"H.	635.00	5	73.4	4.21		70
TS24608Y30			24"W x 60"L x 30"H.	660.00	5	79.2	4.42		150
TS24728Y30			24"W x 72"L x 30"H.	710.00	5	90.7	4.83		Call

### SEMINAR TABLES - 26"-34" ADJUSTABLE HEIGHT TABLES

TS20368YADJ			20"W x 36"L x 26"-34"H.	500.00	5	52.9	3.09		Call
TS20488YADJ			20"W x 48"L x 26"-34"H.	550.00	5	62.8	3.45		Call
TS20548YADJ			20"W x 54"L x 26"-34"H.	575.00	5	67.6	3.62		Call
TS20608YADJ			20"W x 60"L x 26"-34"H.	600.00	5	72.6	3.80		Call
TS20728YADJ			20"W x 72"L x 26"-34"H.	650.00	5	82.6	4.16		Call
TS24368YADJ			24"W x 36"L x 26"-34"H.	520.00	5	59.3	3.09		Call
TS24488YADJ			24"W x 48"L x 26"-34"H.	570.00	5	69.2	3.70		Call
TS24608YADJ			24"W x 60"L x 26"-34"H.	620.00	5	80.6	4.11		Call
TS24728YADJ			24"W x 72"L x 26"-34"H.	670.00	5	92.2	4.53		200



# TABLES

SOLD IN FULL CARTONS ONLY

Model No.	Quick Ship	Classroom Basics	Description	Unit Price F.O.B. Warehouse	No. of Ctns. Per Unit	Unit Weight	Unit Cube	Fed. Ex.	Freight Class
-----------	------------	------------------	-------------	-----------------------------	-----------------------	-------------	-----------	----------	---------------

## TEXT® SERIES TABLES continued

### SEMINAR TABLES WITH T-LEGS - 30" FIXED-HEIGHT TABLES

TS24368T30			24"W x 36"L x 30"H.	560.00	5	57.2	3.09		Call
TS24488T30			24"W x 48"L x 30"H.	610.00	5	65.7	4.00		Call
TS24548T30			24"W x 54"L x 30"H.	635.00	5	71.3	4.21		150
TS24608T30			24"W x 60"L x 30"H.	660.00	5	77.1	4.42		Call
TS24728T30			24"W x 72"L x 30"H.	710.00	5	88.7	4.83		Call













### SEMINAR TABLES WITH T-LEGS - 26"-34" ADJUSTABLE HEIGHT TABLES

TS24368TADJ			24"W x 36"L x 26"-34"H.	520.00	5	57.3	3.09		Call
TS24488TADJ			24"W x 48"L x 26"-34"H.	570.00	5	67.2	3.70		150
TS24548TADJ			24"W x 54"L x 26"-34"H.	595.00	5	72.8	3.90		70
TS24608TADJ			24"W x 60"L x 26"-34"H.	620.00	5	78.6	4.11		150
TS24728TADJ			24"W x 72"L x 26"-34"H.	670.00	5	90.1	4.53		Call

### Optional Configurations - Available with a 4 - 6 weeks lead time unless stated otherwise.

One Grommet - Add "GR1" to model no. (e.g., TE30368D24GR1). (Available on 24"W x 36"L, 30"W x 36"L tables)				+ 27.00					
Two Grommets - Add "GR2" to model no. (e.g., TS24728TADJGR2).				+ 54.00					
Casters - Add "C" to model no. (e.g., TE20488Y30C).				+ 50.00					

### Optional Accessories

	CPUCADDY		Mobile CPU holder. 19½"L x 10¾"W x 10¾"H. A cable lock is included with each unit to secure the CPU holder to a table leg. Supports a computer that is between 3" and 8" wide.	339.00	1	20.9	0.95		100
	TEXTCPU		Adjustable CPU holder, designed to allow leg-mounting of a computer central processing unit (CPU) on a TEXT Series adjustable- or fixed-height table. Variable width adjustment to support CPUs between 3¾" to 7½" wide.	420.00	1	11.2	0.28	*	100
	TGANG		Gang device to link two TEXT tables together.	40.00	1	1.7	0.05	*	100
	TKBMT24		Keyboard mouse tray. 15"D x 24¾"W. Char Black-BLK01	361.00	1	10.8	0.68	*	100
	TKBMT27	✓ pg. 24, 26	Keyboard mouse tray. 15"D x 27¾"W. Char Black-BLK01	320.00	1	11.8	0.73	*	70
	TKBMT27		Keyboard mouse tray, curved. 12" x 27".	329.00	1	10.2	0.73	*	150
	TUP		Duplex MiniPort, power only, 2 15 Amp simplexes, 6' power cord. Available in Char Black, Moonstone and Silver Mist.	405.00	1	2.8	0.18	*	100
	TUPD		Mini-power/data port, two electrical outlets, two data/communication outlets. Adobe, Char Black, Eclipse or Silver Mist.	345.00	1	1.6	0.19	*	100
	TUPDHW		Mini-power/data port, two electrical outlets, two data/communication outlets, "pigtailed" wires at the end of its 72" power cable for hard-wiring Virco tables. Virco recommends that the hard-wiring of tables with TUPDHW units be done by a qualified electrician. Adobe, Char Black, Eclipse or Silver Mist.	431.00	1	1.6	0.19	*	70
	TLCASTER		4-pack of twin-wheel, 3" diameter casters for use with TEXT tables. Please note: these casters add 3" to the top height of TEXT tables.	50.00	1	2.0	0.09	*	65
	TMOD27		Perforated steel modesty panel for use with 27" long TEXT student desks.	143.00	1	4.4	0.88	*	100
	TMOD36		Perforated steel modesty panel for use with 36" long TEXT tables.	150.00	1	5.9	0.88	*	100
	TMOD48		Perforated steel modesty panel for use with 48" long TEXT tables.	172.00	1	7.9	0.88	*	100
	TMOD54		Perforated steel modesty panel for use with 54" long TEXT tables.	186.00	1	9.3	1.28	*	100
	TMOD60		Perforated steel modesty panel for use with 60" long TEXT tables.	213.00	1	10.3	1.28	*	100
	TMOD72		Perforated steel modesty panel for use with 72" long TEXT tables	245.00	1	12.6	1.28	*	100

TEXT Series Tables continued on page 98.



# TABLES

SOLD IN FULL CARTONS ONLY

Model No.	Quick Ship	Classroom Basics	Description	Unit Price F.O.B. Warehouse	Units Per Carton	Unit Weight	Unit Cube	Fed Ex.	Freight Class
-----------	------------	------------------	-------------	-----------------------------	------------------	-------------	-----------	---------	---------------

## TEXT® SERIES TABLES *continued*



TPTP3			Power/communication outlet.	437.00	1	1.7	0.16		70
TWC12			Wire chase unit for adjustable-height text tables. Attaches to table leg to channel wires and cables from a Text wire management tray to the floor.	37.00	1	0.3	0.03	*	70
TWC16			Wire chase unit for fixed-height text tables. Attaches to table leg to channel wires and cables from a Text wire management tray to the floor.	46.00	1	0.4	0.03	*	70
TWMB			Wire management bridge tray and TGANG table gang for use with TEXT tables to feed wires and cables from one table's TEXT wire management tray to the next.	92.00	1	4.1	0.23	*	Call
TWMT36			Wire management tray for 36"W TEXT tables.	174.00	1	6.8	0.70	*	100
TWMT48			Wire management tray for 48"W TEXT tables.	211.00	1	9.0	0.70	*	100
TWMT54			Wire management tray for 54"W TEXT tables.	234.00	1	11.0	0.70	*	100
TWMT60			Wire management tray for 60"W TEXT tables.	256.00	1	14.7	0.97	*	100
TWMT72			Wire management tray for 72"W TEXT tables.	280.00	1	15.9	0.97	*	100
UPDRW			Plastic pencil drawer, 13"D x 22"W. Char Black.	369.00	1	5.0	0.47	*	100
UPDRWL			Plastic pencil drawer with lock, 13"D x 22"W. Char Black.	375.00	1	5.0	0.47	*	100
ZBOX			Plastic book box with integral pencil tray. 19½"W x 17"D x 4¼"H.	40.00	2	3.0	0.61	*	70
ZBH			Backpack hanger. Available in Chrome only.	20.00	2	0.6	0.05	*	70
ZBR			Wire book basket. 18"W x 15"D x 4"H. Available in Chrome only.	30.00	2	2.9	0.61	*	70
ZBRT			Wire book basket with plastic pencil tray. 18"W x 15"D x 4"H. Available in Chrome only.	50.00	2	4.1	0.61	*	70

### HOW TO ORDER:

- Top, banding and frame finish colors are listed on pages xi-xii.
- To order, specify the model number, top, banding and frame finish color codes (e.g., TS24368T30-MPL385BRN38-GRY02).
- Glide Options:
- Felt-Base Glides - Add "FG" to model no. (e.g. TS24368T30FG)





# TABLES

SOLD IN FULL CARTONS ONLY

Model No.	Quick Ship	Classroom Basics	Description	Unit Price F.O.B. Warehouse	No. of Ctns. Per Unit	Unit Weight	Unit Cube	Fed. Ex.	Freight Class
-----------	------------	------------------	-------------	-----------------------------	-----------------------	-------------	-----------	----------	---------------

## TEXT® SERIES TILT-TOP TABLES

Tubular steel frame. The top has the ability to tilt from a horizontal to a vertical position by means of locking hinge mechanisms that are hand-actuated by a single release mechanism. Additionally, each table comes with casters for quick mobile set-ups. Models are available with an 1½" thick particleboard-core high-pressure laminate work surface with 1½" profile T-mold edge banding. Metal surfaces are available with a powder coat finish. Four heavy-duty, locking, plastic casters.

### 30" FIXED-HEIGHT TABLES



TT2042830			20"W x 42"L x 30"H.	1230.00	6	60.1	4.12		Call
TT2048830			20"W x 48"L x 30"H.	1298.00	6	64.9	4.13		Call
TT2060830			20"W x 60"L x 30"H.	1350.00	6	77.2	4.60		Call
TT2072830			20"W x 72"L x 30"H.	1370.00	6	88.0	4.99		Call
TT2442830			24"W x 42"L x 30"H.	1281.00	6	66.9	4.50		Call
TT2448830			24"W x 48"L x 30"H.	1340.00	6	72.5	4.51		Call
TT2460830			24"W x 60"L x 30"H.	1371.00	6	86.2	4.98		Call
TT2472830			24"W x 72"L x 30"H.	1391.00	6	98.5	5.37		Call
TT3042830			30"W x 42"L x 30"H.	1348.00	6	77.7	5.22		Call
TT3048830			30"W x 48"L x 30"H.	1371.00	6	84.4	5.23		Call
TT3060830			30"W x 60"L x 30"H.	1340.00	6	103.3	5.73		Call
TT3072830			30"W x 72"L x 30"H.	1557.00	6	117.3	6.16		Call

### 24"-32" ADJUSTABLE-HEIGHT TABLES

TT20428ADJ			20"W x 42"L x 24"-32"H.	1190.00	6	62.1	4.21		Call
TT20488ADJ			20"W x 48"L x 24"-32"H.	1258.00	6	66.9	4.22		Call
TT20608ADJ			20"W x 60"L x 24"-32"H.	1310.00	6	79.2	4.69		Call
TT20728ADJ			20"W x 72"L x 24"-32"H.	1330.00	6	99.0	5.08	125	
TT24428ADJ			24"W x 42"L x 24"-32"H.	1241.00	6	68.8	4.61		Call
TT24488ADJ			24"W x 48"L x 24"-32"H.	1300.00	6	74.4	4.62		Call
TT24608ADJ			24"W x 60"L x 24"-32"H.	1331.00	6	88.1	5.10		Call
TT24728ADJ			24"W x 72"L x 24"-32"H.	1351.00	6	100.4	5.48		Call
TT30428ADJ			30"W x 42"L x 24"-32"H.	1308.00	6	95.8	5.87	150	
TT30488ADJ			30"W x 48"L x 24"-32"H.	1331.00	6	86.5	5.37		Call
TT30608ADJ			30"W x 60"L x 24"-32"H.	1300.00	6	105.4	5.87		Call
TT30728ADJ			30"W x 72"L x 24"-32"H.	1517.00	6	119.4	6.29		Call

#### HOW TO ORDER:

- Top, banding and frame finish colors are listed on pages xi-xii.
- To order, specify the model number, top, banding and frame finish color codes (e.g., TT3042830-MPL385BRN38-GRY02).

## TEXT® SERIES TABLES WITH POST-FORMED TOPS

Tubular steel frame. Available with a particleboard-core high-pressure laminate work surface with front and back sides post-formed to a full radius, two grommets, two wire management trays and a modesty panel. Ends have 3 mil. PVC edge banding. Tops are equipped with a 2¾" diameter grommet. Adjustable top height range of 26" to 34". Four adjustable nylon glides. Optional felt-base glides are available. The upper legs are available with a powder coat finish. The lower legs are chromed.



TP2460AGMTR			24"W x 60"L x 26"-34"H.	1599.00	8	98.9	6.26		Call
TP2472AGMTR			24"W x 72"L x 26"-34"H.	1716.00	8	112.9	6.68		Call
TP3060AGMTR			30"W x 60"L x 26"-34"H.	1809.00	8	121.9	7.28		Call
TP3072AGMTR			30"W x 72"L x 26"-34"H.	1970.00	8	138.1	7.78		Call

#### HOW TO ORDER:

- Laminate and frame finish colors are listed on pages xi-xii.
- To order, specify the model number, top, and frame finish color codes (e.g., TP2460AGMTR-MPL385-GRY02).
- Glide Options:
- Felt-Base Glides - Add "FG" to model no. (e.g. TP2460AGMTRFG)



# TABLES

SOLD IN FULL CARTONS ONLY

Model No.	Quick Ship	Classroom Basics	Description	Unit Price F.O.B. Warehouse	No. of Ctns. Per Unit	Unit Weight	Unit Cube	Fed Ex.	Freight Class
-----------	------------	------------------	-------------	-----------------------------	-----------------------	-------------	-----------	---------	---------------

## TEXT® SERIES HINGED WIRE TROUGH TABLES

Tubular steel frame. Models feature a convenient 6" deep hinged wire trough for enhanced wire and cable management. Because the wire trough has a hinged rear door, all tables have an uninterrupted work surface. Optional left-side and right-side end caps are available, as is an optional power port that mounts beneath the work surface. Models are available with an 1½" thick particleboard-core high-pressure laminate work surface with a T-mold edge banding. Depending on its dimensions, the work surface has one or two scalloped wire management cut outs for ease of passing wires and cables into the wire trough. Adjustable top height range of 26" to 34". Four adjustable nylon glides. Optional felt-base glides are available. The upper legs are available with a powder coat finish. The lower legs are chromed.

### Optional Accessories:

Optional Power port, power only, specify REVEAL. Optional 2-pack of wire trough end caps, specify THEC. Optional 4-pack of twin-wheel, locking swivel casters, specify TLCASTER. NOTE: Model TLCASTER adds 3" to the top height of TEXT tables.

TH24368YADJ			24"W x 36"L x 26"-34"H.	842.00	6	75.7	5.02		Call
TH24488YADJ			24"W x 48"L x 26"-34"H.	906.00	6	91.1	5.63		100
TH24548YADJ			24"W x 54"L x 26"-34"H.	1111.00	6	102.1	6.77		250
TH24608YADJ			24"W x 60"L x 26"-34"H.	1140.00	6	111.7	6.98		Call
TH24728YADJ			24"W x 72"L x 26"-34"H.	1172.00	6	127.7	7.39		300
TH30368DADJ			30"W x 36"L x 26"-34"H.	983.00	6	95.9	5.99		300
TH30488DADJ			30"W x 48"L x 26"-34"H.	1002.00	6	111.8	6.55		Call
TH30548DADJ			30"W x 54"L x 26"-34"H.	1242.00	6	124.0	7.73		300
TH30608DADJ			30"W x 60"L x 26"-34"H.	1270.00	6	134.7	7.99		Call
TH30728DADJ			30"W x 72"L x 26"-34"H.	1326.00	6	153.4	8.49		Call

### Optional Accessories

REVEAL			Power port, power only, 4 each 15 Amp simplexes; underneath top; slides on ball bearing track, 3¾" travel; locks into place; slides back when stowed; 6' power cord. Available in Char Black (BLK01) and Silver Mist (GRY02).	861.00	1	1.8	0.35	*	85
TLCASTER			4-pack of twin-wheel, 3" diameter casters for use with TEXT tables. Please note: these casters add 3" to the top height of TEXT tables.	50.00	1	2.0	0.09	*	65
THEC			End caps for Wire Trough Tables.	89.00	1	1.3	0.09		100

### HOW TO ORDER:

- Top, banding and frame finish colors are listed on pages xi-xii.
- To order, specify the model number, top, banding and frame finish color codes (e.g., TH24368YADJ-MPL385BRN38-GRY02).
- Glide Options:
- Felt-Base Glides - Add "FG" to model no. (e.g. TH24368YADJFG)



Products on this page are Greenguard® certified.

# TABLES

SOLD IN FULL CARTONS ONLY

Model No.	Quick Ship	Classroom Basics	Description	Unit Price F.O.B. Warehouse	No. of Ctns. Per Unit	Unit Weight	Unit Cube	Fed Ex.	Freight Class
-----------	------------	------------------	-------------	-----------------------------	-----------------------	-------------	-----------	---------	---------------

## CT SERIES - Adjustable-Height Tables with Hand-Crank Mechanism

Tubular steel frame, adjustable-height work surface controlled by a hand-crank mechanism. Models with a 30" deep or a 36" deep work surface can be assembled to provide 30" minimum width of unobstructed clearance, 19" minimum depth of unobstructed clearance, and can be adjusted to provide 27" minimum height beneath the work surface of unobstructed clearance, which complies with Federal ADA guidelines and standards. Models are available with an 1/8" thick particleboard-core high-pressure laminate work surface with a T-mold edge banding. Four adjustable nylon glides. Metal surfaces are available with a Char Black or Silver Mist powder coat finish.



CT24488ADJ			24"D x 48"W x 27"-40"H.	1741.00	2	91.2	4.89		Call
CT24548ADJ			24"D x 54"W x 27"-40"H.	1797.00	2	96.0	5.10		Call
CT24608ADJ			24"D x 60"W x 27"-40"H.	1808.00	2	100.7	5.29		Call
CT24728ADJ			24"D x 72"W x 27"-40"H.	1825.00	2	110.3	5.68		Call
CT30488ADJ			30"D x 48"W x 27"-40"H. This model can be assembled to comply with Federal ADA guidelines and standards.	1786.00	2	99.9	5.27		Call
CT30548ADJ			30"D x 54"W x 27"-40"H. This model can be assembled to comply with Federal ADA guidelines and standards.	1842.00	2	105.9	5.51		Call
CT30608ADJ			30"D x 60"W x 27"-40"H. This model can be assembled to comply with Federal ADA guidelines and standards.	1853.00	2	111.8	5.75		Call
CT30728ADJ			30"D x 72"W x 27"-40"H. This model can be assembled to comply with Federal ADA guidelines and standards.	1871.00	2	123.6	6.24		Call
CT36488ADJ			36"D x 48"W x 27"-40"H. This model can be assembled to comply with Federal ADA guidelines and standards.	1831.00	2	109.4	5.72		Call
CT36548ADJ			36"D x 54"W x 27"-40"H. This model can be assembled to comply with Federal ADA guidelines and standards.	1887.00	2	116.5	5.93		70
CT36608ADJ			36"D x 60"W x 27"-40"H. This model can be assembled to comply with Federal ADA guidelines and standards.	1899.00	2	123.6	6.22		Call
CT36728ADJ			36"D x 72"W x 27"-40"H. This model can be assembled to comply with Federal ADA guidelines and standards.	1915.00	2	137.7	6.79		Call

### HOW TO ORDER:

- Top and banding colors are listed on pages xi-xii. Frame finishes are available in Char Black or Silver Mist.
- To order, specify the model number, top, banding and frame finish color codes (e.g., CT24488ADJ-MPL385BRN38-GRY02).



# TABLES

SOLD IN FULL CARTONS ONLY

Model No.	Quick Ship	Classroom Basics	Description	Unit Price F.O.B. Warehouse	No. of Ctns. Per Unit	Unit Weight	Unit Cube	Fed Ex.	Freight Class
-----------	------------	------------------	-------------	-----------------------------	-----------------------	-------------	-----------	---------	---------------

## FLIP-TOP TECHNOLOGY TABLES

Tubular steel frame. Models feature a convenient 6" deep lockable flip-top compartment for enhanced wire and cable management. Depending on its dimensions, the top has one, two or three scalloped wire management cut outs for ease of passing wires and cables into the flip-top compartment. A master-keyed lock secures the flip-top compartment. An optional backpack hanger is available, as are two optional CPU holder models.

Models are available with an 1 1/8" thick particleboard-core high-pressure laminate work surface with 1 1/8" profile T-mold edge banding. Adjustable top height range of 24" to 34". Four adjustable nylon glides. The upper legs are available with a powder coat finish. The lower legs are chromed.

Please note: 24" deep tables have an 18" deep work surface with a 6" deep flip-top for an overall depth of 24". 30" deep tables have a 24" deep work surface with a 6" deep flip-top for an overall depth of 30".

Optional Chrome Backpack Hanger: Steel rod with a mounting plate, attached to the underside of the work surface. For an optional backpack hanger, specify model ZBH.

Optional CPU Holders: Two optional CPU holder models are available for use with Flip-Top Technology tables. For a leg-mounted CPU holder, specify model FTTCPU; for a mobile caddy CPU holder, specify model CPUCADDY.



FTT2430			24"D x 30"W x 24"-34"H.	615.00	1	55.3	3.89		70
FTT2436			24"D x 36"W x 24"-34"H.	694.00	1	63.5	4.61		70
FTT2442			24"D x 42"W x 24"-34"H.	707.00	1	72.5	5.33		70
FTT2448			24"D x 48"W x 24"-34"H.	743.00	1	79.5	6.05		70
FTT2460	✓ pg. 9	✓ pg. 26	24"D x 60"W x 24"-34"H.	850.00	3	99.5	5.84		Call
FTT2472		✓ pg. 26	24"D x 72"W x 24"-34"H.	951.00	4	123.3	6.55		Call
FTT2484			24"D x 84"W x 24"-34"H.	1052.00	4	138.2	6.96		Call
FTT52448			24" x 48" x 48" x 24" x 24"-34"H	1148.00	1	100.9	5.30		
FTT3030			30"D x 30"W x 24"-34"H.	674.00	1	64.3	3.89		70
FTT3036			30"D x 36"W x 24"-34"H.	765.00	1	73.7	4.61		70
FTT3042			30"D x 42"W x 24"-34"H.	779.00	1	82.3	5.33		70
FTT3048			30"D x 48"W x 24"-34"H.	815.00	1	90.9	6.05		70
FTT3060	✓ pg. 9	✓ pg. 26	30"D x 60"W x 24"-34"H.	934.00	3	114.4	6.51		Call
FTT3072		✓ pg. 26	30"D x 72"W x 24"-34"H.	1045.00	4	140.4	7.28		Call
FTT3084			30"D x 84"W x 24"-34"H.	1157.00	4	157.5	7.74		Call
FTT53048			30" x 48" x 48" x 30" x 24"-34"H	1220.00	1	100.9	5.30		

### Optional Accessories

ZBH			Backpack hanger. Available in Chrome only.	20.00	2	0.6	0.05	*	70
CPUCADDY			Mobile CPU holder. 19 5/8"L x 10 3/4"W x 10 5/8"H. A cable lock is included with each unit to secure the CPU holder to a table leg. Supports a computer that is between 3" and 8" wide.	339.00	1	20.9	0.95		100
FTTCPU			Adjustable CPU holder, 12 1/4"L x 1 1/2"W x 16"H. The CPU holder can be positioned on the inside or the outside of a table leg and can support a computer that is between 2 1/2" to 8 1/2" wide.	670.00	2	14.4	1.07	*	Call
TKBMT24			Keyboard mouse tray. 15"D x 24 3/4"W. Char Black-BLK01	361.00	1	10.8	0.68	*	100
TKBMT27		✓ pg. 24,26	Keyboard mouse tray. 15"D x 27 1/4"W. Char Black-BLK01	320.00	1	11.8	0.73	*	70

### HOW TO ORDER:

- Top, banding and frame finish colors are listed on pages xi-xii.
- To order, specify the model number, top, banding and frame finish color codes (e.g., FTT2430-MPL385BRN38-GRY02).



# TABLES

SOLD IN FULL CARTONS ONLY

Model No.	Quick Ship	Classroom Basics	Description	Unit Price F.O.B. Warehouse	No. of Ctns. Per Unit	Unit Weight	Unit Cube	Fed Ex.	Freight Class
-----------	------------	------------------	-------------	-----------------------------	-----------------------	-------------	-----------	---------	---------------

## HWT TECHNOLOGY TABLES

Tubular steel frame. Models feature a convenient 6" deep hinged wire trough for enhanced wire and cable management. Because the wire trough has a hinged rear door, all tables have an uninterrupted work surface. Models are available with an 1/8" thick particleboard-core high-pressure laminate work surface with 1/8" profile T-mold edge banding. Depending on its dimensions, the work surface has one or two scalloped wire management cut outs for ease of passing wires and cables into the wire trough. Adjustable top height range of 24" to 34". Four adjustable nylon glides. The upper legs are available with a powder coat finish. The lower legs are chromed.

Optional Chrome Backpack Hanger: Steel rod with a mounting plate, attached to the underside of the work surface. For an optional backpack hanger, specify model ZBH.

Optional CPU Holders: Two optional CPU holder models are available for use with HWT Technology tables. For a leg-mounted CPU holder, specify model FTTCPU; for a mobile caddy CPU holder, specify model CPUCADDY.

HWT2430			24"D x 30"W x 24"-34"H.	849.00	3	59.5	3.96		Call
HWT2436			24"D x 36"W x 24"-34"H.	854.00	3	66.9	4.14		Call
HWT2442			24"D x 42"W x 24"-34"H.	934.00	3	75.6	4.47		Call
HWT2448			24"D x 48"W x 24"-34"H.	1003.00	3	82.7	4.47		Call
HWT2460			24"D x 60"W x 24"-34"H.	1128.00	3	108.3	5.82		Call
HWT2472			24"D x 72"W x 24"-34"H.	1257.00	4	125.9	6.54		Call
HWT2484			24"D x 84"W x 24"-34"H.	1380.00	4	136.7	6.95		Call
HWT52448			24" x 48" x 48" x 24" x 24"-34"H.	1576.00	4	152.3	11.69		Call
HWT3030			30"D x 30"W x 24"-34"H.	849.00	3	68.5	4.52		Call
HWT3036			30"D x 36"W x 24"-34"H.	880.00	3	75.9	4.73		Call
HWT3042			30"D x 42"W x 24"-34"H.	949.00	3	87.6	5.10		Call
HWT3048			30"D x 48"W x 24"-34"H.	1018.00	3	95.1	5.10		Call
HWT3060			30"D x 60"W x 24"-34"H.	1148.00	3	113.9	6.51		Call
HWT3072			30"D x 72"W x 24"-34"H.	1287.00	4	142.4	7.28		Call
HWT3084			30"D x 84"W x 24"-34"H.	1399.00	4	155.7	7.74		Call
HWT53048			30" x 48" x 48" x 30" x 24"-34"H.	1575.00	4	159.6	12.12		Call

## Optional Accessories

ZBH			Backpack hanger. Available in Chrome only.	20.00	2	0.6	0.05	*	70
CPUCADDY			Mobile CPU holder. 19 1/8"L x 10 3/4"W x 10 3/8"H. A cable lock is included with each unit to secure the CPU holder to a table leg. Supports a computer that is between 3" and 8" wide.	339.00	1	20.9	0.95		100
FTTCPU			Adjustable CPU holder, 12 1/4"L x 1 1/2"W x 16"H. The CPU holder can be positioned on the inside or the outside of a table leg and can support a computer that is between 2 1/2" to 8 1/2" wide.	670.00	2	14.4	1.07	*	Call

## HOW TO ORDER:

- Top, banding and frame finish colors are listed on pages xi-xii.
- To order, specify the model number, top, banding and frame finish color codes (e.g., HWT2430-MPL385BRN38-GRY02).



# TABLES

SOLD IN FULL CARTONS ONLY

Model No.	Quick Ship	Classroom Basics	Description	Unit Price F.O.B. Warehouse	No. of Ctns. Per Unit	Unit Weight	Unit Cube	Fed Ex.	Freight Class
-----------	------------	------------------	-------------	-----------------------------	-----------------------	-------------	-----------	---------	---------------

## MT SERIES MOBILE TABLES

Tubular steel frame, 29" table height. Tops are available with a 3/4" thick particleboard-core high-pressure laminate work surface with 3/4" profile T-mold edge banding. Optional configurations include surfaces with a urethane-based Sure Edge® finish. Nylon-base self-leveling glides. In the folded position, tables rest on four 3" swivel casters. The tables open and close in one operation. A safety device is built into the folding mechanism to help prevent pinching when tables are opened. A secondary safety release mechanism is incorporated to complete the opening of tables. The center hinge operates vertically in order to self clean and minimize trapping of food. Metal surfaces are available chromed or with a powder coat finish.

**Service Life Recommendation:** In order to extend the torque life of MT Series tables with torsion bars, Virco recommends that customers store their tables in an upright position when not in use. When cleaning Virco mobile tables, Virco recommends that their high-pressure laminate surfaces be wiped down as needed with a damp cloth or sponge and mild detergent or soap; this recommendation also applies to plastic stool seats, and to metal surfaces with a chrome or powder coat finish.

**IMPORTANT:** Never use a power washer to clean Virco mobile tables. Tables are intended for indoor use.

**Warranty Note:** MT Series tables are covered by Virco's 10-year warranty; however, torsion bars used on these tables are covered by a 5-year warranty. Virco recommends that torsion bars be inspected for torque strength frequently.



MT48R			48" round, T-mold edge banding.	1848.00	1	82.0	20.38		70
MT60OCT		✓ pg. 27	60" octagon, T-mold edge banding.	1896.00	1	112.4	25.63		70
MT60R		✓ pg. 27	60" round, T-mold edge banding.	1969.00	1	109.7	25.63		70
MT72R		✓ pg. 27	72" round, T-mold edge banding.	2242.00	1	141.0	32.05		70
MT3096			30"W x 96"L, T-mold edge banding.	2350.00	1	151.0	42.70		200
MT30144		✓ pg. 27	30"W x 144"L, T-mold edge banding.	2600.00	1	192.0	55.18		200

**Optional Configurations** - Available with a 4 - 6 weeks lead time unless stated otherwise.

Sure Edge Finish (48" Round) - Add "AE" to model no. (e.g., MT48RAE).	+ 140.00
Sure Edge Finish (60" Octagon) - Add "AE" to model no. (e.g., MT60OCTAE).	+ 165.00
Sure Edge Finish (60" Round) - Add "AE" to model no. (e.g., MT60RAE).	+ 150.00
Sure Edge Finish (72" Round) - Add "AE" to model no. (e.g., MT72RAE).	+ 260.00
Sure Edge Finish (30"W x 96"L) - Add "AE" to model no. (e.g., MT3096AE).	+ 390.00
Sure Edge Finish (30"W x 144"L) - Add "AE" to model no. (e.g., MT30144AE).	+ 433.00

### HOW TO ORDER:

- Top, banding and frame finish colors are listed on pages xi-xii.
- To order, specify the model number, top, banding and frame finish color codes (e.g., MT48R-GRY091BLK01-CHRM).



# TABLES

SOLD IN FULL CARTONS ONLY

Model No.	Quick Ship	Classroom Basics	Description	Unit Price F.O.B. Warehouse	No. of Ctns. Per Unit	Unit Weight	Unit Cube	Fed. Ex.	Freight Class
-----------	------------	------------------	-------------	-----------------------------	-----------------------	-------------	-----------	----------	---------------

## MTB SERIES MOBILE BENCH TABLES

Tubular steel frame, heavy-duty mobile folding bench tables have an automatic locking feature, as well as a safety clearance between table sections to help protect hands during opening. The tables also have a torsion bar for ease of operation, and are free-standing when closed. Tops and benches are available with a 3/4" thick particleboard-core high-pressure laminate work surface with 3/4" profile T-mold edge banding. Optional configurations include surfaces with a urethane-based Sure Edge® finish. In the folded position, tables rest on four 3 1/2" swivel casters. Middle legs have a 1" rubber crutch tip. The table automatically locks in the open and closed positions. The center hinge operates vertically in order to self clean and minimize trapping of food. The top support apron is available in Char Black only. The undercarriage is available fully chromed or with an optional powder coat finish.

**Optional Edge Finish:** Virco's custom Sure Edge finish is offered as an option for table tops and benches. The Sure Edge finish consists of a urethane-based protectant that is bonded chemically to the substrate of the top or benches. The tamper-resistant Sure Edge finish, applied with an innovative anti-bacterial process for enhanced cleanliness and hygiene, functions as an effective moisture barrier, which seals the substrate of a top or bench between its high-pressure laminate surface and backing sheet. The Sure Edge finish has no gaps or seams, preventing food particles from lodging in table-top or bench-top edges. **Service Life Recommendation:** In order to extend the torque life of MTB Series tables with torsion bars, Virco recommends that customers store their tables in an upright position when not in use. When cleaning Virco mobile tables, Virco recommends that their high-pressure laminate surfaces be wiped down as needed with a damp cloth or sponge and mild detergent or soap; this recommendation also applies to plastic stool seats, and to metal surfaces with a chrome or powder coat finish.

**IMPORTANT:** Never use a power washer to clean Virco mobile tables. Tables are intended for indoor use.

**Warranty Note:** MTB Series tables are covered by Virco's 10-year warranty; however, torsion bars used on these tables are covered by a 5-year warranty. Virco recommends that torsion bars be inspected for torque strength frequently.

## MOBILE RECTANGLE BENCH TABLES



MTB15278			Seat Height: 15"; Table Height: 27"; Top Size: 30"W x 96"L. Seats 8, laminate top with T-mold edge banding. Grades 1-4.	3909.00	1	268.0	66.61		200
MTB152710		✓ pg. 27	Seat Height: 15"; Table Height: 27"; Top Size: 30"W x 120"L. Seats 12, laminate top with T-mold edge banding. Grades 1-4.	3988.00	1	318.5	78.72		200
MTB152712		✓ pg. 27	Seat Height: 15"; Table Height: 27"; Top Size: 30"W x 144"L. Seats 12-16, laminate top with T-mold edge banding. Grades 1-4.	4183.00	1	365.0	88.31		200
MTB17298		✓ pg. 27	Seat Height: 17"; Table Height: 29"; Top Size: 30"W x 96"L. Seats 8, laminate top with T-mold edge banding. Grades 5-Adult.	3909.00	1	269.3	66.61		200
MTB172910		✓ pg. 27	Seat Height: 17"; Table Height: 29"; Top Size: 30"W x 120"L. Seats 12, laminate top with T-mold edge banding. Grades 5-Adult.	3988.00	1	320.5	78.72		200
MTB172912	✓ pg. 9	✓ pg. 27	Seat Height: 17"; Table Height: 29"; Top Size: 30"W x 144"L. Seats 12-16, laminate top with T-mold edge banding. Grades 5-Adult.	4183.00	1	367.0	88.31		200

**Optional Configurations** - Available with a 4 - 6 weeks lead time unless stated otherwise.

Sure Edge Finish (30"W x 96"L) - Add "AEB" to model no. (e.g., MTB17298AEB).	+ 390.00
Sure Edge Finish (30"W x 120"L) - Add "AEB" to model no. (e.g., MTB172910AEB).	+ 410.00
Sure Edge Finish (30"W x 144"L) - Add "AEB" to model no. (e.g., MTB172912AEB).	+ 433.00

## MOBILE OVAL BENCH TABLES



MTB015275			Seat Height: 15"; Table Height: 27"; Top Size: 60" diameter. Seats 8-12, laminate top with T-mold edge banding. Grades 1-4.	4400.00	1	299.8	86.80		200
MTB017295		✓ pg. 27	Seat Height: 17"; Table Height: 29"; Top Size: 60" diameter Seats 8-12, laminate top with T-mold edge banding. Grades 5-Adult.	4400.00	1	301.0	86.80		200

**Optional Configurations** - Available with a 4 - 6 weeks lead time unless stated otherwise.

Sure Edge Finish - Add "AEB" to model no. (e.g., MTB017295AEB).	+ 410.00
---	----------

## ADA COMPLIANT RECTANGULAR STOOL TABLES



MTB19318W			Seat Height: 19"; Table Height: 31"; Top Size: 30"W x 102"L Seats 8, laminate top with T-mold edge banding. This table provides wheelchair access for two wheelchair users.	4000.00	1	301.8	68.13		200
MTB193110W			Seat Height: 19"; Table Height: 31"; Top Size: 30"W x 126"L Seats 10, laminate top with T-mold edge banding. This table provides wheelchair access for two wheelchair users.	4100.00	1	354.0	80.24		200
MTB193112W			Seat Height: 19"; Table Height: 31"; Top Size: 30"W x 148"L Seats 12, laminate top with T-mold edge banding. This table provides wheelchair access for two wheelchair users.	4200.00	1	398.9	89.82		200

**Optional Configurations** - Available with a 4 - 6 weeks lead time unless stated otherwise.

Sure Edge Finish (30"W x 102"L) - Add "AEB" to model no. (e.g., MTB19318WAEB).	+ 390.00
Sure Edge Finish (30"W x 126"L) - Add "AEB" to model no. (e.g., MTB193110WAEB).	+ 410.00
Sure Edge Finish (30"W x 148"L) - Add "AEB" to model no. (e.g., MTB193112WAEB).	+ 433.00

## HOW TO ORDER:

- Top, banding and frame finish colors are listed on pages xi-xii.
- To order, specify the model number, laminate, and frame finish color codes (e.g., MTB152712-GRY091BLK01-CHRM).



# TABLES

SOLD IN FULL CARTONS ONLY

Model No.	Quick Ship	Classroom Basics	Description	Unit Price F.O.B. Warehouse	No. of Ctns. Per Unit	Unit Weight	Unit Cube	Fed. Ex.	Freight Class
-----------	------------	------------------	-------------	-----------------------------	-----------------------	-------------	-----------	----------	---------------

## MTS SERIES MOBILE STOOL TABLES

Tubular steel frame, heavy-duty mobile folding stool tables have an automatic locking feature, as well as a safety clearance between table sections to help protect hands during opening. The tables also have a torsion bar for ease of operation, and are free-standing when closed. Tops are available with a 3/4" thick particleboard-core high-pressure laminate work surface with 3/4" profile T-mold edge banding. Optional configurations include surfaces with a urethane-based Sure Edge® finish. Each seat has its own direct-to-floor load-bearing column and provides its own support without the need of cross members running between seats. Each seat has its own place to enter and exit. Round stool tops are 13" in diameter, injection-molded from a high-impact ABS material. In the folded position, tables rest on four 3 1/2" swivel casters. Middle legs have a 1" rubber crutch tip. The table automatically locks in the open and closed positions. The center hinge operates vertically in order to self clean and minimize trapping of food. The top support apron is available in Char Black only. The undercarriage is available fully chromed or with an optional powder coat finish.

Optional Edge Finish: Virco's custom Sure Edge finish is offered as an option for table tops. The Sure Edge finish consists of a urethane-based protectant that is bonded chemically to the substrate of the top. The tamper-resistant Sure Edge finish, applied with an innovative anti-bacterial process for enhanced cleanliness and hygiene, functions as an effective moisture barrier, which seals the substrate of a top between its high-pressure laminate surface and backing sheet. The Sure Edge finish has no gaps or seams, preventing food particles from lodging in table-top edges. Models with a Sure Edge top finish include the letters AE.

Service Life Recommendation: In order to extend the torque life of MTS Series tables with torsion bars, Virco recommends that customers store their tables in an upright position when not in use. When cleaning Virco mobile tables, Virco recommends that their high-pressure laminate surfaces be wiped down as needed with a damp cloth or sponge and mild detergent or soap; this recommendation also applies to plastic stool seats, and to metal surfaces with a chrome or powder coat finish.

IMPORTANT: Never use a power washer to clean Virco mobile tables. Tables are intended for indoor use.

Warranty Note: MTS Series tables are covered by Virco's 10-year warranty; however, torsion bars used on these tables are covered by a 5-year warranty. Virco recommends that torsion bars be inspected for torque strength frequently.

## MOBILE ELLIPSE STOOL TABLES



MTSE15271012			Seat Height: 15"; Table Height: 27"; Top Size: 45" x 119 1/2". 12 stools, laminate top with T-mold edge banding. Grades 1-4.	4500.00	4	355.5	96.82		Call
MTSE17291012			Seat Height: 17"; Table Height: 29"; Top Size: 45" x 119 1/2". 12 stools, laminate top with T-mold edge banding. Grades 5-Adult.	4500.00	4	357.5	96.82		Call

Optional Configurations - Available with a 4 - 6 weeks lead time unless stated otherwise.

Sure Edge Finish (45" x 119 1/2") - Add "AE" to model no. (e.g., MTSE15271012AE).

+ 170.00

## MOBILE RECTANGULAR STOOL TABLES



MTS15271212		✓ pg. 28	Seat Height: 15"; Table Height: 27"; Top Size: 30" x 144". 12 stools, laminate top with T-mold edge banding. Grades 1-4.	4183.00	4	299.0	89.80		Call
MTS15271216		✓ pg. 28	Seat Height: 15"; Table Height: 27"; Top Size: 30" x 144". 16 stools, laminate top with T-mold edge banding. Grades 1-4.	4225.00	5	333.6	90.29		Call
MTS17291012		✓ pg. 28	Seat Height: 17"; Table Height: 29"; Top Size: 30" x 120". 12 stools, laminate top with T-mold edge banding. Grades 5-Adult.	3988.00	4	289.5	80.21		Call
MTS17291212	✓ pg. 9	✓ pg. 28	Seat Height: 17"; Table Height: 29"; Top Size: 30" x 144". 12 stools, laminate top with T-mold edge banding. Grades 5-Adult.	4183.00	4	301.0	89.80		Call

Optional Configurations - Available with a 4 - 6 weeks lead time unless stated otherwise.

Sure Edge Finish (30" x 120") - Add "AE" to model no. (e.g., MTS17291012AE).

+ 410.00

Sure Edge Finish (30" x 144") - Add "AE" to model no. (e.g., MTS15271212AE).

+ 433.00

## MOBILE OVAL STOOL TABLES



MTSO152758			Seat Height: 15"; Table Height: 27"; Top Size: 60" diameter. 8 stools, laminate top with T-mold edge banding. Grades 1-4.	3964.00	4	265.0	82.23		Call
MTSO172958		✓ pg. 28	Seat Height: 17"; Table Height: 29"; Top Size: 60" diameter. 8 stools, laminate top with T-mold edge banding. Grades 5-Adult.	3964.00	4	266.2	82.23		Call

Optional Configurations - Available with a 4 - 6 weeks lead time unless stated otherwise.

Sure Edge Finish - Add "AE" to model no. (e.g., MTSO152758AE).

+ 150.00

## ADA COMPLIANT OVAL STOOL TABLES



MTSO193156W			Seat Height: 19"; Table Height: 31"; Top Size: 60" diameter 6 stools, laminate top with T-mold edge banding. This table provides wheelchair access for two wheelchair users.	3564.00	4	267.7	81.98		Call
-------------	--	--	--	---------	---	-------	-------	--	------

Optional Configurations - Available with a 4 - 6 weeks lead time unless stated otherwise.

Sure Edge Finish - Add "AE" to model no. (e.g., MTSO193156WAE).

+ 150.00





# TABLES

SOLD IN FULL CARTONS ONLY

Model No.	Quick Ship	Classroom Basics	Description	Unit Price F.O.B. Warehouse	No. of Ctns. Per Unit	Unit Weight	Unit Cube	Fed Ex.	Freight Class
-----------	------------	------------------	-------------	-----------------------------	-----------------------	-------------	-----------	---------	---------------

## MTS SERIES MOBILE STOOL TABLES *continued*

### ADA COMPLIANT RECTANGULAR STOOL TABLES



MTS193188W			Seat Height: 19"; Table Height: 31"; Top Size: 30"W x 102"L 8 stools, laminate top with T-mold edge banding. This table provides wheelchair access for two wheelchair users.	4000.00	3	264.4	69.12		Call
MTS19311012W			Seat Height: 19"; Table Height: 31"; Top Size: 30"W x 126"L 10 stools, laminate top with T-mold edge banding. This table provides wheelchair access for two wheelchair users.	4100.00	4	322.9	81.72		Call
MTS19311212W			Seat Height: 19"; Table Height: 31"; Top Size: 30"W x 148"L 12 stools, laminate top with T-mold edge banding. This table provides wheelchair access for two wheelchair users.	4200.00	4	332.9	91.31		Call

**Optional Configurations** - Available with a 4 - 6 weeks lead time unless stated otherwise.

Sure Edge Finish (30"W x 102"L) - Add "AE" to model no. (e.g., MTS193188WAE).	+ 390.00
Sure Edge Finish (30"W x 126"L) - Add "AE" to model no. (e.g., MTS19311012WAE).	+ 410.00
Sure Edge Finish (30"W x 148"L) - Add "AE" to model no. (e.g., MTS19311212WAE).	+ 433.00

### HOW TO ORDER:

- Plastic, top, banding and frame finish colors and color codes are listed on pages xi-xii.
- To order, specify the model number, stool, top, banding and frame finish color codes (e.g., MTS15271212-BLU51-GRY091BLK01-CHRM).

## MTC SERIES CONVERTIBLE BENCH TABLES

Tubular steel frame. This mobile bench and table unit changes quickly and easily from a table and bench configuration to a bench with a full backrest. When used as a table and bench, the unit features a bench height of 15" and a top height of 27", or a bench height of 17" and a top height of 29". Benches and tops are available with a ¾" thick particleboard-core high-pressure laminate work surface with ¾" profile T-mold edge banding. Optional configurations include surfaces with a urethane-based Sure Edge® finish. The bench measures 96"L x 12"W; and the top measures 96"L x 15"W.

Table and bench height adjustment are made by a telescoping foot tube assembly secured to the table frame. Two adjustment positions are provided: one achieves a 15" bench height and a 27" top height; the other achieves a 17" bench height and a 29" top height. The base frame is mounted on four 4" swivel casters, two with locks. The apron, frame and links are powder coated. The foot tube assembly are chrome-plated.

Optional Edge Finish: Virco's custom Sure Edge finish is offered as an option for table tops and benches. The Sure Edge finish consists of a urethane-based protectant that is bonded chemically to the substrate of the top or benches. The tamper-resistant Sure Edge finish, applied with an innovative anti-bacterial process for enhanced cleanliness and hygiene, functions as an effective moisture barrier, which seals the substrate of a top or bench between its high-pressure laminate surface and backing sheet. The Sure Edge finish has no gaps or seams, preventing food particles from lodging in table-top or bench-top edges. Models with a Sure Edge top finish include the letters AE. Models with a Sure Edge finish for tops and benches include the letters AEB.

Optional Ganging Device: An optional ganging device consists of a lock plate, locking pin spring-loaded assembly and a docking plate. To engage the ganging device when two table tops are placed back to back, the keyed locking pins can be inserted into the docking plate, locking the two tables together at each end. Models with ganging device include the letter G.

Service Life Recommendation: In order to extend the torque life of MTC Series tables with torsion bars, Virco recommends that customers store their tables in an upright position when not in use. When cleaning Virco mobile tables, Virco recommends that their high-pressure laminate surfaces be wiped down as needed with a damp cloth or sponge and mild detergent or soap; this recommendation also applies to plastic stool seats, and to metal surfaces with a chrome or powder coat finish.

**IMPORTANT:** Never use a power washer to clean Virco mobile tables. Tables are intended for indoor use.

Warranty Note: MTC Series tables are covered by Virco's 10-year warranty; however, torsion bars used on these tables are covered by a 5-year warranty. Virco recommends that torsion bars be inspected for torque strength frequently.



MTC8	✓ pg. 10	✓ pg. 28	Laminate top with T-mold edge banding.	2130.00	1	134.5	15.58		Call
------	-------------	-------------	--	---------	---	-------	-------	--	------

**Optional Configurations** - Available with a 4 - 6 weeks lead time unless stated otherwise.

Sure Edge Finish - Add "AEB" to model no. (e.g., MTC8AEB).	+ 200.00
Ganging Device - Add "G" to model no. (e.g., MTC8G).	+ 22.00

### HOW TO ORDER:

- Top, banding and frame finish colors are listed on pages xi-xii.
- To order, specify the model number, top, banding and frame finish color codes (e.g., MTC8-GRY091BLK01-BLK01).
















# TABLES

SOLD IN FULL CARTONS ONLY

Model No.	Quick Ship	Classroom Basics	Description	Unit Price F.O.B. Warehouse	No. of Ctns. Per Unit	Unit Weight	Unit Cube	Fed. Ex.	Freight Class
-----------	------------	------------------	-------------	-----------------------------	-----------------------	-------------	-----------	----------	---------------

## 6000 SERIES FOLDING TABLES

*Tubular steel legs. Models are available with a 3/4" particleboard-core top with a fused-on melamine surface and 3/4" profile T-mold edge banding. The folding mechanism includes a gravity-fed safety lock. Because the safety lock is permanently attached, a formed tab on the lock arm permits the hinge to fold in only one direction. Spring clips are formed from tempered steel to accept the cross brace of the leg unit. Each spring clip is housed in an injection-molded polyethylene shell to help protect hands from sharp edges. Each table has two spring clips. Patented steel aprons consist of four machine formed steel segments with no exposed sharp edges. The outer edge is rolled to form a strong and smooth flange. Apron ends are inserted into patented corner supports formed of injection-molded polyethylene which completely enclose the ends of the steel aprons. A high-impact stacking bumper attaches to the outer edge of the corner support to facilitate stacking. Metal surfaces are available with a powder coat finish.*

	601860	✓ pg. 8	✓ pg. 29	18"W x 60"L x 29"H.	307.00	1	37.8	2.45	70
	601872	✓ pg. 8	✓ pg. 29	18"W x 72"L x 29"H.	319.00	1	43.7	2.70	70
	601896	✓ pg. 8	✓ pg. 29	18"W x 96"L x 29"H.	350.00	1	53.5	3.87	70
	602448			24"W x 48"L x 29"H.	307.00	1	42.5	1.75	70
	602460		✓ pg. 29	24"W x 60"L x 29"H.	319.00	1	49.8	2.19	70
	602472		✓ pg. 29	24"W x 72"L x 29"H.	333.00	1	56.6	2.63	70
	602496		✓ pg. 29	24"W x 96"L x 29"H.	362.00	1	74.2	3.50	70
	603060	✓ pg. 8	✓ pg. 29	30"W x 60"L x 29"H.	345.00	1	59.8	3.96	70
	603072	✓ pg. 8	✓ pg. 29	30"W x 72"L x 29"H.	359.00	1	68.2	4.70	70
	603096		✓ pg. 29	30"W x 96"L x 29"H.	390.00	1	88.2	4.65	70
	603672			36"W x 72"L x 29"H.	406.00	1	86.0	5.56	70
	603696			36"W x 96"L x 29"H.	437.00	1	101.0	7.39	70
	6060R	✓ pg. 8	✓ pg. 29	60" round x 29"H.	615.00	1	90.0	8.00	70

### HOW TO ORDER:

- Top, banding and frame finish color codes are listed below.
- To order, specify the model number, top, banding and frame finish color codes (e.g., 601872-GRY091BLK01-BLK01).
- NOTE: Standard laminated thermofused melamine top colors are Fusion Maple (MPL385), Grey Nebula (GRY091), Medium Oak (OAK084) and Walnut (WAL078). Additional high-pressure laminated finishes may be available for an additional charge, and may require an extended lead-time. Please contact your local Virco Sales Representative for more information.

#### Laminate Top/Edge Banding/Frame Finish Colors:

Fusion Maple/Char Black/Char Black-MPL385BLK01-BLK01  
 Grey Nebula/Char Black/Char Black-GRY091BLK01-BLK01  
 Medium Oak/Char Black/Char Black-OAK084BLK01-BLK01  
 Walnut/Char Black/Char Black-WAL078BLK01-BLK01



# TABLES

SOLD IN FULL CARTONS ONLY

Model No.	Quick Ship	Classroom Basics	Description	Unit Price F.O.B. Warehouse	No. of Ctns. Per Unit	Unit Weight	Unit Cube	Fed Ex.	Freight Class
-----------	------------	------------------	-------------	-----------------------------	-----------------------	-------------	-----------	---------	---------------

## CORE-A-GATOR® SERIES FOLDING TABLES

*Tubular steel legs. Lightweight folding table with a patented design featuring an ABS plastic top with an innovative three-piece construction. Extruded aluminum U-channels along each edge for added strength. Corners reinforced with four high-impact molded ABS corner protectors. Tables have edge molding around the complete perimeter of the top to serve as an edge protector. Tables have apron bumpers at each corner to protect the top surface during storage. Dual link folding mechanism consists of four steel links that form the folding mechanism. Two links are riveted to the leg assembly and the other two to a mounting bracket on the underside of the table. The two pairs of links provide lateral support when the table is in use and also allow the legs to fold into a closed position. The folding mechanism has an automatic positive locking rod that engages the two pairs of links. The locking mechanism automatically engages when the table is upright. The legs have fitted plastic glides. Metal surfaces are available with a powder coat finish.*

	611872		✓ pg. 29	18"W x 72"L x 29"H.	933.00	1	37.0	2.71		70
	611896			18"W x 96"L x 29"H.	995.00	1	43.0	3.64		70
	612472			24"W x 72"L x 29"H.	995.00	1	43.0	3.65		70
	612496			24"W x 96"L x 29"H.	1063.00	1	52.0	4.40		70
	613060		✓ pg. 29	30"W x 60"L x 29"H.	995.00	1	43.0	3.75		70
	613072		✓ pg. 29	30"W x 72"L x 29"H.	1023.00	1	49.0	4.51		70
	613096		✓ pg. 29	30"W x 96"L x 29"H.	1090.00	1	59.0	5.96		70
	613672		✓ pg. 29	36"W x 72"L x 29"H.	1090.00	1	55.0	5.40		70
	613696		✓ pg. 29	36"W x 96"L x 29"H.	1187.00	1	69.0	7.17		70
	6160R		✓ pg. 29	60" round x 29"H.	1350.00	1	61.0	7.79		70
	6166R			66" round x 29"H.	1485.00	1	70.0	10.24		70
	6172R		✓ pg. 29	72" round x 29"H.	1589.00	1	75.0	12.17		70
	6160HR			60" half-round x 21"-30"H.	1298.00	1	44.0	4.60		Call
	6172HR			72" half-round x 21"-30"H.	1512.00	1	48.0	6.18		Call
	613060CR			30"W x 60"L crescent x 29"H.	1242.00	1	53.4	8.78		70
	613672CR			36"W x 72"L crescent x 29"H.	1296.00	1	69.0	10.93		70

### HOW TO ORDER:

- Top, banding and frame finish color codes are listed below.
- To order, specify the model number, top, banding and frame finish color codes (e.g., 611896-GRY55GLD93-GLD93).

#### Plastic Top/Edge Banding Colors:

Greystone (Regular Stipple Top Only)/El Dorado Bronze-GRY55GLD93  
Oyster (Smooth Top Only)/El Dorado Bronze-WHT15GLD93

#### Frame Finish Color:

El Dorado Bronze-GLD93



# TABLES

SOLD IN FULL CARTONS ONLY

Model No.	Quick Ship	Classroom Basics	Description	Unit Price F.O.B. Warehouse	No. of Ctns. Per Unit	Unit Weight	Unit Cube	Fed Ex.	Freight Class
-----------	------------	------------------	-------------	-----------------------------	-----------------------	-------------	-----------	---------	---------------

## 62000 SERIES FOLDING TABLES

*Tubular steel legs. Models are available with a 3/4" thick plywood-core high-pressure laminate top with 3/4" profile T-mold edge banding. The folding mechanism locks into position with a gravity-fed safety lock. Because the safety lock is permanently attached, a formed tab on the lock arm permits the hinge to fold in only one direction. Spring clips are formed from tempered steel to accept the cross brace of the leg unit. Each spring clip is housed in an injection-molded polyethylene shell to help protect hands from sharp edges. Each table has two spring clips.*

*Patented steel aprons consists of four machine formed steel segments with no exposed sharp edges. The outer edge is rolled to form a strong and smooth flange. Apron ends are inserted into patented corner supports formed of injection-molded polyethylene which completely enclose the ends of the steel aprons. A high-impact stacking bumper attaches to the outer edge of the corner support to facilitate stacking. Metal surfaces are available with a powder coat finish.*

621872			18"W x 72"L x 29"H.	472.00	1	43.7	2.51		70
621896			18"W x 96"L x 29"H.	507.00	1	43.7	2.51		70
623072			30"W x 72"L x 29"H.	521.00	1	59.4	4.79		70
623096			30"W x 96"L x 29"H.	555.00	1	67.6	6.29		70
623672			36"W x 72"L x 29"H.	568.00	1	43.7	2.51		70
623696			36"W x 96"L x 29"H.	603.00	1	43.7	2.51		70
6260R			60" round x 29"H.	794.00	1	90.0	8.00		70

### HOW TO ORDER:

- Top, banding and frame finish color codes are pages xi-xii.
- To order, specify the model number, top, and frame finish color codes (e.g., 623072-WAL078BLK01-BLK01).

## 7900 SERIES TABLES

*Tubular steel frame. Models are available with a 5/8" plywood-core high-pressure laminate work surface with beveled and lacquer-sealed edges. Tables 60" and longer, have corner supports formed of injection molded polyethylene that completely encloses the ends of the steel aprons. The corner supports fit over the steel aprons.*

*Legs adjust table height 22" to 30" in one-inch increments. Adjustable steel-base glides. The upper legs are available with a powder coat finish. The lower legs are chromed.*

792448			24"W x 48"L x 22"-30"H.	572.00	2	38.8	7.02		150
793060			30"W x 60"L x 22"-30"H.	746.00	2	60.2	10.39		70
793072			30"W x 72"L x 22"-30"H.	865.00	1	74.0	27.60		250
793672			36"W x 72"L x 22"-30"H.	959.00	1	86.0	35.77		70

### HOW TO ORDER:

- Top and frame finish colors are listed on pages xi-xii.
- To order, specify the model number, top, and frame finish color codes (e.g., 792448-GRY091BLK01-BLK01).



Products on this page are Greenguard® certified.

# CAFE TABLES AND SEATING

SOLD IN FULL CARTONS ONLY

Model No.	Quick Ship	Classroom Basics	Description	Unit Price F.O.B. Warehouse	No. of Ctns. Per Unit	Unit Weight	Unit Cube	Fed Ex.	Freight Class
-----------	------------	------------------	-------------	-----------------------------	-----------------------	-------------	-----------	---------	---------------

## CAFÉ TABLE TOPS

Models are available with an 1 1/8" thick particleboard-core high-pressure laminate work surface with 1/8" profile T-mold edge banding.



U2424			24"W x 24"L.	129.00	1	19.8	0.69		70
U2430			24"W x 30"L.	163.00	1	27.8	0.84		70
U3030			30"W x 30"L.	189.00	1	29.2	1.01		70
U3042			30"W x 42"L.	235.00	1	42.6	1.41		70
U3048			30"W x 48"L.	248.00	1	47.6	1.58		70
U3636			36"W x 36"L.	238.00	1	42.0	1.45		70
U4242			42"W x 42"L.	302.00	1	53.8	1.83		70
U24R			24" round.	129.00	1	14.8	0.61		70
U30R			30" round.	189.00	1	23.0	1.02		125
U36R			36" round.	238.00	1	31.8	1.39		70
U42R			42" round.	302.00	1	45.4	1.87		85
U48R			48" round.	378.00	1	57.2	2.41		70

### HOW TO ORDER:

- Laminates and banding colors are listed on pages xi-xii.
- To order, specify the model number and the laminate and banding color codes (e.g., U3636-MPL385BRN38).

## CAST-IRON CAFÉ TABLE BASES

One-piece cast-iron base with a 3" diameter column. Available with a powder coat finish. Black Wrinkle finish.



### SERIES 638

63817			17" base diameter, 30" top height. Accepts Virco table top models U24R and U2424.	172.00	2	26.0	2.56		70
63822			22" base diameter, 30" top height. Accepts Virco table top models U30R, U3030 and U36R.	213.00	2	38.0	2.79		70
63822SU			22" base diameter, 43" top height. Accepts Virco table top models U30R, U3030 and U36R.	296.00	2	41.0	3.60		Call

### SERIES 668

66822			22" base spread, 29" top height. Accepts Virco table top models U24R, U2424 and U30R.	151.00	2	21.0	2.21		70
66833			33" base spread, 29" top height. Accepts Virco table top models U36R, U3636 and U42R.	202.00	2	29.0	2.76		70
66833SU			33" base spread, 42" top height. Accepts Virco table top models U36R, U3636 and U42R.	285.00	2	32.0	3.57		Call
6682230			22" x 30" base spread, 27 1/2" top height. Accepts Virco table top models U24R, U2424, U2430 and U30R.	200.00	2	23.0	2.55		70

### SERIES 669

66920			20" base spread, 29" top height. Accepts Virco table top models U2430, U3030, U3042 and U3048. Free-standing tables require two bases.	116.00	2	13.9	1.74		70
-------	--	--	--	--------	---	------	------	--	----

### HOW TO ORDER:

- Bases are available in Black-BLK03.
- To order, specify the model number and BLK03 (e.g., 63822-BLK03).

# CAFE TABLES AND SEATING

SOLD IN FULL CARTONS ONLY

Model No.	Quick Ship	Classroom Basics	Description	Unit Price F.O.B. Warehouse	No. of Ctns. Per Unit	Unit Weight	Unit Cube	Fed. Ex.	Freight Class
-----------	------------	------------------	-------------	-----------------------------	-----------------------	-------------	-----------	----------	---------------

## STEEL CAFÉ TABLE BASES

3" diameter tubular steel column, x-shaped die-cast aluminum feet and 2" diameter nylon glides. Four adjustable glides which are made of nylon plastic. All metal components are available chromed.

### SERIES 664

66422			22" base spread, 27 7/8" top height. Accepts Virco table top models U24R, U2424 and U30R.	350.00	1	18.0	2.34		Call
66433			33" base spread, 27 7/8" top height. Accepts Virco table top models U36R, U3636, U42R, U4242 and U48R.	393.00	1	20.3	2.93		Call

### HOW TO ORDER:

- Bases are available Chromed.
- To order, specify the model number and CHRM (e.g., 66433-CHRM).

## LUNADA® SERIES CAFÉ TABLE BASES

3" diameter tubular steel column, 3" diameter ABS glides, x-shaped die-cast aluminum feet. Comes standard with a Graphite color glide. An optional glide kit is available for use with Lunada table bases. Each kit contains four adjustable 3" diameter glides which are made of ABS plastic in the colors of Black, Blueberry, Cucumber, Navy, Purple Iris, Red, Squash or Wine only. All metal components are available with a powder coat. Optional configurations include a chrome base finish.

### 29" TOP HEIGHT

66129			29" base spread. Accepts Virco top models U30R, U3030, U36R and U3636.	523.00	1	24.3	2.93		Call
66133			33" base spread. Accepts Virco top models U36R, U3636 and U42R.	592.00	1	25.6	2.93		70
66140			40" base spread. Accepts Virco top models U42R, U4242 and U48R.	787.00	1	33.1	3.37		70
66222			22" base spread. Accepts Virco top models U2430, U3030, U3042 and U3048.	327.00	1	17.2	2.34		Call
66229			29" base spread. Accepts Virco top models U3042 and U3048.	337.00	1	20.8	2.27		Call

**Optional Configurations** - Available with a 4 - 6 weeks lead time unless stated otherwise.

Chrome base - (29", 33", 40" base spread) Add "CHRM" to model no. (e.g., 66129CHRM).	+ 40.00	
Chrome base - (22", 29" base spread) Add "CHRM" to model no. (e.g., 66222CHRM).	+ 40.00	

### 36" TOP HEIGHT

6613336			33" base spread. Accepts Virco top models C36R, C36SL, C36SQ, C42R, C42SL, C42SQ, U36R, U3636 and U42R.	592.00	1	27.7	3.37		70
6614036			40" base spread. Accepts Virco top models C42R, C42SL, C42SQ, C48R, C48SL, C48SQ, U42R, U4242 and U48R.	723.00	1	34.2	3.37		70

**Optional Configurations** - Available with a 4 - 6 weeks lead time unless stated otherwise.

Chrome base - (33", 40" base spread) Add "CHRM" to model no. (e.g., 6613336CHRM).	+ 40.00	
---	---------	--

### 41" TOP HEIGHT

6613341			33" base spread. Accepts Virco top models C36R, C36SL, C36SQ, C42R, C42SL, C42SQ, U36R, U3636 and U42R.	613.00	1	28.8	3.37		70
6614041			40" base spread. Accepts Virco top models C42R, C42SL, C42SQ, C48R, C48SL, C48SQ, U42R, U4242 and U48R.	723.00	1	35.3	3.37		70

**Optional Configurations** - Available with a 4 - 6 weeks lead time unless stated otherwise.

Chrome base - (33", 40" base spread) Add "CHRM" to model no. (e.g., 6613341CHRM).	+ 40.00	
---	---------	--

### Optional Accessories

Optional glide kit (4). Specify model no. 66GLD.	31.00	1	1.0	0.09		Call
--	-------	---	-----	------	--	------

### HOW TO ORDER:

- Frame finish colors are listed on pages xi-xii.
- To order, specify the model number and frame finish color (e.g., 66133-GRY02).



# CAFE TABLES AND SEATING

SOLD IN FULL CARTONS ONLY

Model No.	Quick Ship	Classroom Basics	Description	Unit Price F.O.B. Warehouse	No. of Ctns. Per Unit	Unit Weight	Unit Cube	Fed Ex.	Freight Class
-----------	------------	------------------	-------------	-----------------------------	-----------------------	-------------	-----------	---------	---------------

## CIVITAS™ SERIES CAFÉ TABLE TOPS

Models are available in a selection of round, square and squircle table tops. Tops have a 3/4" plywood-core high-pressure laminate construction with beveled and lacquer-sealed edges. Tops are standard with a reverse bevel edge profile (no reveal, bevel down).

Optional configurations include the following:

- 1/2" reveal, bevel down edge profile.
- 1" reveal, bevel up edge profile.

### REVERSE BEVEL EDGE PROFILE (NO REVEAL, BEVEL DOWN)

C36R			36" round, no reveal, bevel down.	650.00	1	23.6	2.28		70
C36SL			36" squircle, no reveal, bevel down.	650.00	1	27.1	2.39		70
C36SQ			36" square, no reveal, bevel down.	650.00	1	28.7	2.39		70
C42R			42" round, no reveal, bevel down.	715.00	1	32.2	3.36		70
C42SL			42" squircle, no reveal, bevel down.	715.00	1	35.4	2.95		70
C42SQ			42" square, no reveal, bevel down.	715.00	1	37.9	2.95		70
C48R			48" round, no reveal, bevel down.	813.00	1	41.8	3.91		70
C48SL			48" squircle, no reveal, bevel down.	813.00	1	50.6	4.08		70
C48SQ			48" square, no reveal, bevel down.	813.00	1	54.2	4.08		70
C60R			60" round, no reveal, bevel down.	999.00	1	65.2	5.98		70
C60SL			60" squircle, no reveal, bevel down.	999.00	1	74.9	5.78		70
C60SQ			60" square, no reveal, bevel down.	999.00	1	81.8	5.78		70

**Optional Configurations** - Available with a 4 - 6 weeks lead time unless stated otherwise.

1/2" Reveal, Bevel Down Edge Profile (36") - Add "T1" to model no. (e.g., C36RT1).	+ 28.00	
1/2" Reveal, Bevel Down Edge Profile (42") - Add "T1" to model no. (e.g., C42RT1).	+ 36.00	
1/2" Reveal, Bevel Down Edge Profile (48") - Add "T1" to model no. (e.g., C48SQT1).	+ 40.00	
1/2" Reveal, Bevel Down Edge Profile (60") - Add "T1" to model no. (e.g., C60SLT1).	+ 50.00	
1" Reveal, Bevel Up Edge Profile (36") - Add "T2" to model no. (e.g., C36RT2).	+ 28.00	
1" Reveal, Bevel Up Edge Profile (42") - Add "T2" to model no. (e.g., C42RT2).	+ 36.00	
1" Reveal, Bevel Up Edge Profile (48") - Add "T2" to model no. (e.g., C48SQT2).	+ 40.00	
1" Reveal, Bevel Up Edge Profile (60") - Add "T2" to model no. (e.g., C60SLT2).	+ 50.00	

### HOW TO ORDER:

- Laminate and stain finish colors are listed on pages xi-xii.
- To order, specify the model number, laminate and stain finish colors (e.g., C36R-MHG682-RED81).

# CAFE TABLES AND SEATING

SOLD IN FULL CARTONS ONLY

Model No.	Quick Ship	Classroom Basics	Description	Unit Price F.O.B. Warehouse	No. of Ctns. Per Unit	Unit Weight	Unit Cube	Fed Ex.	Freight Class
-----------	------------	------------------	-------------	-----------------------------	-----------------------	-------------	-----------	---------	---------------

## CIVITAS™ SERIES FOUR-LEG CAFÉ TABLE BASES

Four curved tubular steel legs. Available in 30", 36" and 41" top heights. Each leg has an adjustable nylon-base glide and a polypropylene glide sleeve. All metal components are available with a powder coat. Optional steel-base and felt-base glides. Optional configurations include a chrome base finish and twin-wheel, two-locking and two non-locking casters.



CF30			30" top height. Accepts Virco table top models C36R, C36SL, C36SQ, C42R, C42SL, C42SQ, C48R, C48SL, C48SQ, C60R, C60SL, C60SQ, U36R, U3636, U42R, U4242, U48R or U60R. Powder coat finish.	422.00	1	24.3	3.51		Call
CF36			36" top height. Accepts Virco table top models C36R, C36SL, C36SQ, C42R, C42SL, C42SQ, C48R, C48SL, C48SQ, C60R, C60SL, C60SQ, U36R, U3636, U42R, U4242, or U48R. Powder coat finish.	480.00	1	27.1	4.14		70
CF41R36			41" top height. Accepts Virco table top models C36R, C36SL, C36SQ, U36R and U3636. Powder coat finish; footring is Chrome only.	554.00	2	36.9	6.33		70
CF41R42			41" top height. Accepts Virco table top models C42R, C42SL, C42SQ, U42R and U4242. Legs have a powder coat finish; footring is Chrome only.	612.00	2	39.0	7.11		Call

**Optional Configurations** - Available with a 4 - 6 weeks lead time unless stated otherwise.

Casters - Add "C" to model no. (e.g., CF30C).

+ 50.00

Chrome Legs - Add "CHRM" to model no. (e.g., CF36CHRM).

+ 90.00

### HOW TO ORDER:

- Frame finish colors are listed on pages xi-xii.
- To order, specify the model number (e.g., CF30-GRY02).
- Glide Options:
- Felt-Base Glides - Add "FG" to model no. (e.g. CF30FG)
- Steel-Base Glides - Add "SG" to model no. (e.g. CF30SG)

## CIVITAS™ SERIES TULIP CAFÉ TABLE BASES

Tulip-shaped tubular steel 4-leg base. Available in 30", 36" and 41" top heights. The units have four plugs which are made of butyrate plastic. The units have four injection molded end caps with inserts made of ABS plastic. Four adjustable nylon-base glides. All metal components are available with a powder coat. Optional configurations include chromed finish.



CT30			36 $\frac{1}{16}$ " base spread, 30" top height. Accepts Virco table top models C36R, C36SL, C36SQ, C42R, C42SL, C42SQ, U36R, U3636, U42R and U4242. Powder coat finish.	361.00	1	36.5	13.19		70
CT36			36 $\frac{1}{16}$ " base spread, 36" top height. Accepts Virco table top models C36R, C36SL, C36SQ, C42R, C42SL, C42SQ, U36R, U3636, U42R and U4242. Powder coat finish.	368.00	1	38.8	15.77		70
CT41			36 $\frac{1}{16}$ " base spread, 41" top height. Accepts Virco table top models C36R, C36SL, C36SQ, C42R, C42SL, C42SQ, U36R, U3636, U42R and U4242. Powder coat finish.	376.00	1	40.7	17.83		70

**Optional Configurations** - Available with a 4 - 6 weeks lead time unless stated otherwise.

Chrome Legs (30" height)- Add "CHRM" to model no. (e.g., CT30CHRM).

+ 40.00

Chrome Legs (36" height)- Add "CHRM" to model no. (e.g., CT36CHRM).

+ 40.00

Chrome Legs (41" height)- Add "CHRM" to model no. (e.g., CT41CHRM).

+ 40.00

### HOW TO ORDER:

- Finish finish colors are listed on pages xi-xii.
- To order, specify the model number and frame finish. (e.g., CT30-GRY02).





# CAFE TABLES AND SEATING

SOLD IN FULL CARTONS ONLY

Model No.	Quick Ship	Classroom Basics	Description	Unit Price F.O.B. Warehouse	Units Per Carton	Unit Weight	Unit Cube	Fed Ex.	Freight Class
-----------	------------	------------------	-------------	-----------------------------	------------------	-------------	-----------	---------	---------------

## ANALOGY™ SERIES - 4-Leg Stools with Civitas Frame

Tubular steel frame, one-piece molded polypropylene shell, nylon-base swivel glides. Available in 25" and 30" seat heights. Optional steel-base and felt-base glides are available. NOTE: For standard and optional glides, glide sleeves are available only in Virco's Graphite color. Metal surfaces are available chromed or with a powder coat finish.



CA25EL			25" seat height, extra large Analogy shell.	188.00	2	19.4	7.02		150
CA30EL			30" seat height, extra large Analogy shell.	199.00	2	20.4	7.71		150

### HOW TO ORDER:

- Plastic and frame finish colors and color codes are listed on pages xi-xii.
- To order stools, specify the model number, plastic seat and frame finish color codes (e.g., CA25EL-BLU40-CHRM).
- Glide Options:
- Felt-Base Glides - Add "FG" to model no. (e.g. CA25ELFG)
- Steel-Base Glides - Add "SG" to model no. (e.g. CA25ELSG)

## CIVITAS™ PLYWOOD SERIES - 4-Leg Stack Chairs and Stools with Civitas Frame

Tubular steel frame, two-piece plywood seat and back, nylon-base swivel glides. Available in 18", 25" and 30" seat heights. Optional steel-base and felt-base glides are available. NOTE: For standard and optional glides, glide sleeves are available only in Virco's Graphite color. Optional configurations include twin-wheel, locking swivel casters. Metal surfaces are available chromed or with a powder coat finish.



CW18			18" seat height, plywood seat and back.	794.00	1	21.4	9.51	*	250
CW25			25" seat height, plywood seat and back.	880.00	1	26.6	12.26		250
CW30			30" seat height, plywood seat and back.	928.00	1	28.7	14.66		250

**Optional Configurations** - Available with a 4 - 6 weeks lead time unless stated otherwise.

Casters - Add "C" to model no. (e.g., CW18C). (Only available on the 18" seat height)	+ 50.00	
---	---------	--

### HOW TO ORDER:

- Wood stains and frame finish colors and color codes are listed on pages xi-xii.
- To order chairs and stools, specify the model number, wood stain and frame finish color codes (e.g., CW18-RED19-CHRM).
- Glide Options:
- Felt-Base Glides - Add "FG" to model no. (e.g. CW18FG)
- Steel-Base Glides - Add "SG" to model no. (e.g. CW18SG)

## SAGE™ SERIES - 4-Leg Stools with Civitas Frame

Tubular steel frame, one-piece molded polypropylene shell, nylon-base swivel glides. Available in 25" and 30" seat heights. Optional configurations include seat pads and a flame retardant additive. The flame retardant additive has been tested and meet the acceptance criteria of California TB-133. Compliance with 527 CMR, Section 29 requires regulated seating (including molded seating) to meet the flammability test criteria of California TB-133. Optional steel-base and felt-base glides are available. NOTE: For standard and optional glides, glide sleeves are available only in Virco's Graphite color. Metal surfaces are available chromed or with a powder coat finish.



CS25			25" seat height.	332.00	2	19.4	7.02		150
CS30			30" seat height.	352.00	2	20.5	7.71		150

**Optional Configurations** - Available with a 4 - 6 weeks lead time unless stated otherwise.

Padded Seat - Add "P" to model no. (e.g., CS25P).	+ 60.00	
Flame Retardant Additive - Add "FR" to model no. (e.g., CS30FR) (Min. order -100).	+ 50.00	

### HOW TO ORDER:

- Plastic and frame finish colors and color codes are listed on pages xi-xii.
- To order stools, specify the model number, plastic seat and frame finish color codes (e.g., CS25-BLU40-CHRM).
- Glide Options:
- Felt-Base Glides - Add "FG" to model no. (e.g. CS25FG)
- Steel-Base Glides - Add "SG" to model no. (e.g. CS25SG)

# CAFE TABLES AND SEATING

SOLD IN FULL CARTONS ONLY

Model No.	Quick Ship	Classroom Basics	Description	Unit Price F.O.B. Warehouse	Units Per Carton	Unit Weight	Unit Cube	Fed Ex.	Freight Class
-----------	------------	------------------	-------------	-----------------------------	------------------	-------------	-----------	---------	---------------

## ZUMA® SERIES - 4-Leg Stools with Civitas Frame

Tubular steel frame, one-piece molded polypropylene shell, nylon-base swivel glides. Available in 25" and 30" seat heights. NOTE: For standard and optional glides, glide sleeves are available only in Virco's Graphite color. Optional configurations include a flame retardant additive. The flame retardant additive has been tested and meet the acceptance criteria of California TB-133. Compliance with 527 CMR, Section 29 requires regulated seating (including molded seating) to meet the flammability test criteria of California TB-133. Metal surfaces are available chromed or with a powder coat finish.



CZ25			25" seat height.	244.00	2	19.3	7.02		150
CZ30			30" seat height.	298.00	2	20.4	7.71		150

**Optional Configurations** - Available with a 4 - 6 weeks lead time unless stated otherwise.

Flame Retardant Additive - Add "FR" to model no. (e.g., CZ25FR) (Min. order -100).	+ 50.00	
--	---------	--

### HOW TO ORDER:

- Plastic and frame finish colors and color codes are listed on pages xi-xii.
- To order stools, specify the model number, plastic seat and frame finish color codes (e.g., CZ25-BLU40-CHRM).
- Glide Options:
  - Felt-Base Glides - Add "FG" to model no. (e.g. CZ30FG)
  - Steel-Base Glides - Add "SG" to model no. (e.g. CZ30SG)

## ZUMAFrd SERIES - 4-Leg Chairs and Stools with Civitas Frame

Tubular steel frame, two-piece hard plastic seat and back, nylon-base swivel glides. Available in 18", 25" and 30" seat heights. Optional steel-base and felt-base glides are available. NOTE: For standard and optional glides, glide sleeves are available only in Virco's Graphite color. Optional configurations include twin-wheel, locking swivel casters. Metal surfaces are available chromed or with a powder coat finish.



CZ18FRW			18" seat height.	195.00	1	30.0	9.51		250
CZ25FRW			25" seat height.	298.00	1	35.1	12.26		250
CZ30FRW			30" seat height.	352.00	1	37.5	14.66		250

**Optional Configurations** - Available with a 4 - 6 weeks lead time unless stated otherwise.

Casters - Add "C" to model no. (e.g., CZ18FRWC). (Only available on the 18" seat height)	+ 50.00	
--	---------	--

### HOW TO ORDER:

- Plastic and frame finish colors and color codes are listed on pages xi-xii.
- To order chairs and stools, specify the model number, plastic seat and frame finish color codes (e.g., CZ18FRW-GRN12-CHRM).
- Glide Options:
  - Felt-Base Glides - Add "FG" to model no. (e.g. CZ30FRWFG)
  - Steel-Base Glides - Add "SG" to model no. (e.g. CZ30FRWSG)



Products on this page are Greenguard® certified.

# LIBRARY FURNITURE & EQUIPMENT








SOLD IN FULL CARTONS ONLY

Model No.	Quick Ship	Classroom Basics	Description	Unit Price F.O.B. Warehouse	No. of Ctns. Per Unit	Unit Weight	Unit Cube	Fed Ex.	Freight Class
-----------	------------	------------------	-------------	-----------------------------	-----------------------	-------------	-----------	---------	---------------




## PLATEAU® LIBRARY & TECHNOLOGY TABLES

Models are available with 26", 27" and 29" top heights. Models are available with an 1½" thick particleboard-core high-pressure laminate work surface with 1½" profile T-mold edge banding. A keel is attached where applicable and finished with molded plastic end caps. Legs are constructed of an aluminum die-cast connector, a leg tube, an aluminum die-cast glide insert, and a PVC extruded wire chase assembled to form a sturdy, decorative leg with wire management provisions. An adjustable ABS plastic glide with a 1" range enables table leveling; models ending in C2 have two legs with twin-wheel locking soft casters and two legs with adjustable glides; models ending in C have legs with twin-wheel locking soft casters.

Options: (1) 4-pack of 2½" twin-wheel locking soft casters (model PTLCASTER). (2) Wire management modesty panels (model PTMOPNL5 for 60"L tables; model PTMOPNL6 for 72"L tables). (3) Power/data module (model TPTP3). (4) Electrical power strip/surge protector (model T762ELECT). (5) 4-channel wire chase (model PITROUGH). (6) Wire management tray (model PITRAY). (7) Wire management strap (Model PTSTRAP). (8) 12" x 24" keyboard mouse tray (model TKBMT24). (9) Mini power/data port (model TUPD); (10) Mini power/data port for hard-wiring (model TUPDHW). The keel and leg assembly have a powder coat finish.

	PT303029		30"W x 30"L x 29"H.	1280.00	2	61.0	4.30		Call
	PT303039		30"W x 30"L x 39"H.	1290.00	3	87.0	5.75		Call
	PT306029		30"W x 60"L x 29"H.	1380.00	2	107.0	6.90		Call
	PT306039		30"W x 60"L x 39"H.	1390.00	3	133.0	8.43		Call
	PT308429		30"W x 84"L x 29"H.	1480.00	2	142.0	8.64		Call
	PT308439		30"W x 84"L x 39"H.	1490.00	3	168.0	10.08		Call
	PT369029		36"W x 90"L x 29"H.	2453.00	3	195.0	13.44		Call
	PT369029C2		36"W x 90"L x 29"H, 2 casters.	2503.00	3	197.5	14.88		Call
	PT369029C2GR1		36"W x 90"L x 29"H, 1 grommet, 2 casters.	2530.00	4	198.0	14.94		Call
	PT369029C2GR2		36"W x 90"L x 29"H, 2 grommets, 2 casters.	2557.00	4	198.0	14.94		Call
	PT369029C2GR3		36"W x 90"L x 29"H, 3 grommets, 2 casters.	2584.00	5	198.5	15.00		Call
	PT369029GR1		36"W x 90"L x 29"H, 1 grommet.	2480.00	4	195.5	13.50		Call
	PT369029GR2		36"W x 90"L x 29"H, 2 grommets.	2507.00	4	195.5	13.50		Call
	PT369029GR3		36"W x 90"L x 29"H, 3 grommets.	2534.00	5	196.0	13.56		Call
	PT489629		48"W x 96"L x 29"H.	2700.00	3	241.0	15.79		Call
	PT489629GR1		48"W x 96"L x 29"H, 1 grommet.	2727.00	4	241.5	15.85		Call
	PT489629GR2		48"W x 96"L x 29"H, 2 grommets.	2754.00	4	241.5	15.85		Call
	PT489629GR3		48"W x 96"L x 29"H, 3 grommets.	2781.00	5	242.0	15.91		Call
	PTTRAP8429		37"W x 84"L x 29"H, trapezoid.	2313.00	5	134.8	10.12		Call
	PTTRAP8429S		37"W x 84"L x 29"H, trapezoid, PTSHELF46 shelf.	3387.00	8	178.8	16.85		Call
	PTTRAP9629		42"W x 96"L x 29"H, trapezoid.	2569.00	5	159.8	11.96		Call
	PTTRAP9629S		42"W x 96"L x 29"H, trapezoid, PTSHELF46 shelf.	3643.00	8	203.8	18.69		Call
	PTHEX8429		74"W x 84"L x 29"H (two PTTRAP8429 ganged).	4104.00	8	256.3	18.85		300
	PTHEX8429S		74"W x 84"L x 29"H (two PTTRAP8429S ganged).	6156.00	13	344.5	32.29		Call
	PTHEX9629		84"W x 96"L x 29"H (two PTTRAP9629 ganged).	4644.00	8	306.3	22.54		Call
	PTHEX9629S		84"W x 96"L x 29"H (two PTTRAP9629S ganged).	6696.00	13	394.5	35.97		150
	PTSHELF46		Shelf, top shelf with adjustable column, 21"L x 46"W.	1074.00	3	44.0	6.73		70
	PTHEXSHELF46		Shelf, 42"W x 46"L, (two PTSHELF46 shelves ganged).	2052.00	6	88.5	13.48		85

### Optional Accessories

	PTHVWC2		Wire-chase, 2' high-volume U-channel wire chase, top caps, and connecting sleeve.	205.00	1	8.0	0.60		70
	PTHVWC3		Wire-chase, 3' high-volume U-channel wire chase, top caps, and connecting sleeve.	230.00	1	12.0	0.90		70
	PTHVWCEND		End caps (2).	30.00	1	0.5	0.05		100
	PTLCASTER		4-pack of 2½" twin-wheel locking soft casters.	50.00	1	1.4	0.09	*	70
	PTMOPNL5		Wire management modesty panels for 60"L tables. Char Black or Silver Mist.	675.00	1	21.5	2.50		100
	PTMOPNL6		Wire management modesty panels for 72"L tables. Char Black or Silver Mist.	775.00	1	26.2	3.05		100

Plateau Library & Technology Tables continued on page 118.

# LIBRARY FURNITURE & EQUIPMENT

SOLD IN FULL CARTONS ONLY

Model No.	Quick Ship	Classroom Basics	Description	Unit Price F.O.B. Warehouse	Units Per Carton	Unit Weight	Unit Cube	Fed Ex.	Freight Class
-----------	------------	------------------	-------------	-----------------------------	------------------	-------------	-----------	---------	---------------

## PLATEAU® LIBRARY & TECHNOLOGY TABLES continued



PTSTRAP			Wire management strap (4).	149.00	1	0.2	0.02		70
TTP3			Power/communication outlet.	437.00	1	1.7	0.16		70
T762ELECT			Electrical power strip/surge protector: 12' cord and 7 electrical outlets.	132.00	1	2.0	0.15		70
PTTRAY			Metal wire management tray.	175.00	1	3.0	0.24		100
PTTROUGH			4 channel wire chase.	178.00	1	2.4	0.36		70
TKBMT24			15"D x 24¾"W keyboard mouse tray. Char Black.	361.00	1	10.8	0.68	*	100
TKBMT19			15"D x 19¼"W keyboard mouse tray. Char Black.	264.00	1	8.1	0.57	*	100
TUP			Duplex MiniPort, power only, 2 15 Amp simplexes, 6' power cord. Available in Char Black (BLK01), Moonstone (GRY05) and Silver Mist (GRY02).	405.00	1	2.8	0.18	*	100
TUPD			Mini-power/data port, two electrical outlets, two data/communication outlets. Adobe, Char Black, Eclipse or Silver Mist.	345.00	1	1.6	0.19	*	100
TUPDHW			Mini-power/data port, two electrical outlets, two data/communication outlets, "pigtailed" wires at the end of its 72" power cable for hard-wiring Virco tables. Virco recommends that the hard-wiring of tables with TUPDHW units be done by a qualified electrician. Adobe, Char Black, Eclipse or Silver Mist.	431.00	1	1.6	0.19	*	70

### HOW TO ORDER:

- Laminate, banding and frame finish colors are listed on pages xi-xii.
- To order, specify the model number, top, banding and frame finish color codes (e.g., PT303039-MPL385BRN38-BLK01).

## LIBRARY TABLES



LIB3060			Laminate top, wood legs, 60"L x 30"W x 29"H.	2314.00	1	95.0	10.40		85
LIB3660			Laminate top, wood legs, 60"L x 36"W x 29"H.	3449.00	1	95.0	10.40		85
LIB3672			Laminate top, wood legs, 72"L x 36"W x 29"H.	2954.00	1	125.0	15.00		85
LIB4848			Laminate top, wood legs, 48"L x 48"W x 29"H.	2737.00	1	95.0	13.30		85
LIB48RLO			Laminate top, wood legs, 48" round x 27"H.	2737.00	1	93.0	13.30		Call
LIB48R			Laminate top, wood legs, 48" round x 29"H.	2737.00	1	95.0	12.20		85
LT3672			Laminate top, wood legs, 36"L x 72"W x 29"H.	3298.00	1	118.0	9.00		85
LT48R			Laminate top, wood legs, 48" round x 29"H.	3818.00	1	140.0	8.00		85

Color: Natural Oak finish with matching laminate.

### HOW TO ORDER:

- To order, specify the model number and OAK083 (e.g., LIB48R-OAK083).

# LIBRARY FURNITURE & EQUIPMENT

SOLD IN FULL CARTONS ONLY

Model No.	Quick Ship	Classroom Basics	Description	Unit Price F.O.B. Warehouse	Units Per Carton	Unit Weight	Unit Cube	Fed Ex.	Freight Class
-----------	------------	------------------	-------------	-----------------------------	------------------	-------------	-----------	---------	---------------

## LIBRARY CHAIRS



LIBCH16			Chair, library, wooden, armless, 16" seat height, sled-based.	995.00	1	18.0	3.60		150
LIBCH18			Chair, library, wooden, armless, 18" seat height, sled-based.	995.00	1	28.0	9.80		150

Color: Natural Oak finish.

### HOW TO ORDER:

- To order, specify the model number and OAK083 (e.g., LIBCH16-OAK083).

## LIBRARY STEP STOOL



LIBSTPSTL			Step stool, mobile two-step step stool. Heavy-duty step stool glides easily on retractable rubber casters. 16" diameter x 13 1/2"H. Soft, slip resistant pads on both steps. Wheels retract when stepped on. Heavy-duty plastic construction will not damage walls or furniture.	427.00	4	5.9	2.17		100
-----------	--	--	--	--------	---	-----	------	--	-----

Color: Adobe.

### HOW TO ORDER:

- To order step stool, specify the model number and BRN42 (e.g., LIBSTPSTL-BRN42).

## LIBRARY SHELVING



LSS371282			Starter, single-faced, 37"W x 12"D x 82"H, veneer top.	2516.00	1	134.0	20.07		100
LSA361282			Adder, single-faced, 36"W x 12"D x 82"H, veneer top.	1837.00	1	115.0	20.50		100
LS2S372442			Starter, double-faced, 37"W x 24"D x 42"H, veneer top.	2638.00	1	142.0	23.75		100
LS2A362442			Adder, double-faced, 36"W x 24"D x 42"H, veneer top.	2075.00	1	142.0	23.75		100
LPSS371282			Periodical, starter, single-faced, 37"W x 12"D x 82"H, veneer top.	4118.00	1	134.0	20.07		100
LPSA361282			Periodical, adder, single-faced, 36"W x 12"D x 82"H, veneer top.	3159.00	1	134.0	20.07		100
LSB3682			Shelving back for LSS371282 and LSA361282, 35 1/8"W x 81"H x 1/4" thick.	510.00	1	1.0	1.00		70
LS2P3642			Double-faced shelving partition for LS2S372442 and LS2A362442, 35 1/8"W x 41"H x 1/4" thick.	292.00	1	142.0	23.75		70

Color: Natural Oak finish.

### HOW TO ORDER:

- To order, specify the model number and OAK083 (e.g., LSS371282-OAK083).

## CIRCULATION DESK COMPONENTS



LPDU39			Patron unit, 72"W x 30"D x 39"H.	7399.00	1	240.0	48.75		100
LSU39			Open shelf unit, 36"W x 30"D x 39"H.	6176.00	1	170.0	24.38		100
L9032			90° corner unit, open shelf, 33"W x 33"D x 32"H.	5907.00	1	95.0	20.17		100
LEP39			Finished end panel, 39"H.	1744.00	1	35.0	0.68		100

Color: Natural Oak finish.

### HOW TO ORDER:

- To order, specify the model number and OAK083 (e.g., LPDU39-OAK083).

## LIBRARY BOOK CART



LBT33			Library book cart, 33"W x 17"D x 44"H.	3535.00	1	63.0	16.49		150
-------	--	--	--	---------	---	------	-------	--	-----

Color: Natural Oak finish.

### HOW TO ORDER:

- To order, specify the model number and OAK083 (e.g., LBT33-OAK083).

# LIBRARY FURNITURE & EQUIPMENT

SOLD IN FULL CARTONS ONLY

Model No.	Quick Ship	Classroom Basics	Description	Unit Price F.O.B. Warehouse	No. of Ctns. Per Unit	Unit Weight	Unit Cube	Fed Ex.	Freight Class
-----------	------------	------------------	-------------	-----------------------------	-----------------------	-------------	-----------	---------	---------------

## STEEL LIBRARY LITERATURE RACKS

LIBLIT11			11 pockets, 4 $\frac{1}{2}$ "D x 36"H.	295.00	1	16.0	5.00		125
LIBLIT23			23 pockets, 4 $\frac{1}{2}$ "D x 65 $\frac{1}{2}$ "H.	506.00	1	30.0	5.00		125

Color: Tan.

### HOW TO ORDER:

- To order, specify the model number and BRN11 (e.g., LIBLIT11-BRN11).

## MAIL AND LITERATURE SORTER

MAILCTR			Mail and literature sorter, counter top unit, metal frame with laminate top, 21 compartments. Compartments: 11"W x 11 $\frac{3}{4}$ "D x 3"H. Overall: 33 $\frac{3}{16}$ "W x 11 $\frac{1}{16}$ "D x 29 $\frac{1}{8}$ "H.	1225.00	4	91.0	11.52		Call
---------	--	--	--	---------	---	------	-------	--	------

Color: Oak top with Tan enamel.

### HOW TO ORDER:

- To order, specify the model number and OAK083-BRN11 (e.g., MAILCTR-OAK083-BRN11).

# ART FURNITURE & EQUIPMENT

SOLD IN FULL CARTONS ONLY

Model No.	Quick Ship	Classroom Basics	Description	Unit Price F.O.B. Warehouse	Units Per Carton	Unit Weight	Unit Cube	Fed Ex.	Freight Class
-----------	------------	------------------	-------------	-----------------------------	------------------	-------------	-----------	---------	---------------

## ART FURNITURE & EQUIPMENT



ARTDRY40			Art equipment, drying and storage rack, 26¼"H x 20"W x 32"L table-top rack has 16" x 20" shelves, four casters.	1012.00	1	68.0	5.55		Call
----------	--	--	---	---------	---	------	------	--	------



ARTROLA			Art equipment, Rola-Rack™, 25"W x 38"L x 52½"H, holds up to eight large paper rolls, four casters. (Paper rolls not included)	2361.00	1	67.0	5.78		Call
---------	--	--	---	---------	---	------	------	--	------



ART4260			Art table, 60"W x 42"D x 30"H, 1¼" plastic laminate top, solid maple frame.	2163.00	1	118.3	6.62		Call
---------	--	--	---	---------	---	-------	------	--	------



ART4260ADJ			Art table, adjustable, 60"W x 42"D x 27-39"H, 1¼" plastic laminate top, powder-coated legs with adjustable glides. Silver Mist legs; Grey Glace laminate top and banding.	3849.00	1	150.0	12.00		70
------------	--	--	---	---------	---	-------	-------	--	----



ART243636			Art table, drafting or graphic, 24"D x 36"L x 36"H, split laminated top, wood frame. Natural wood finish.	2311.00	1	70.0	21.00		150
-----------	--	--	---	---------	---	------	-------	--	-----



ARTCART			Ware cart, 32"W x 24"D x 77"H, 9 shelf supports. (Shelves sold separately.)	3023.00	1	95.0	5.27		85
---------	--	--	---	---------	---	------	------	--	----

ARTCARTSH			Twelve plywood shelves for ware cart.	611.00	1	41.0	1.74		70
-----------	--	--	---------------------------------------	--------	---	------	------	--	----

### HOW TO ORDER:

- To order, specify the model number ART243636 (e.g., ART243636).

# EARLY CHILDHOOD FURNITURE & EQUIPMENT

SOLD IN FULL CARTONS ONLY

Model No.	Quick Ship	Classroom Basics	Description	Unit Price F.O.B. Warehouse	Units Per Carton	Unit Weight	Unit Cube	Fed Ex.	Freight Class
-----------	------------	------------------	-------------	-----------------------------	------------------	-------------	-----------	---------	---------------

## WOOD CHAIRS AND TABLES



ECCH12*			Chair, hardwood, 12" seat height.	517.00	2	10.0	2.00		125
ECCH14*			Chair, hardwood, 14" seat height.	568.00	2	10.0	2.00		150
ECT30RLO*			Table, hardwood, 30" round with 22" legs.	660.00	1	31.0	1.20		125
ECT2424LO18*			Table, 24"W x 24"L with 18" legs.	480.00	1	1.0	1.00		125
ECT2424LO*			Table, 24" x 24" with 22" legs.	480.00	1	38.0	2.00		125

Color: Solid Birch.

### HOW TO ORDER:

- To order, specify the model number and WOD622 (e.g., ECCH12-WOD622).

## WOOD ROCKERS



ECROCK12			Juvenile rocker, 12" seat height.	463.00	1	20.0	6.00		100
ECROCK18			Rocking chair, wood, adult, 18" seat height.	1209.00	1	22.0	2.52		100

Natural Oak.

### HOW TO ORDER:

- To order, specify the model number and OAK083 (e.g., ECROCK18-OAK083).

## PLAY TIME SEATING



ECBEAN			Bean bag chair, 107" circumference. Red, Squash or Navy.	213.00	1	12.0	9.70		100
ECCF705			Soft sitting foam group, contoured 3-piece set, vinyl colors red, blue and green.	2000.00	1	42.0	14.50	*	175
ECCOT			Cot, standard size, 52"W x 23"D x 5"H. Blue. Shipped KD. Price is for 6 cots per carton.	825.00	1	56.0	2.20		125
ECCOTCAST			Caster set, four casters for model ECCOT. Price is for 6 sets of four caster.	91.00	1	3.0	1.90		

### HOW TO ORDER:

- To order ECBEAN, specify the model number and RED70 for Red, YLW47 for Squash, and BLU51 for Navy (e.g., ECBEAN-RED70).
- To order ECCF705, specify the model number (e.g., ECCF705).
- To order ECCOT, specify the model number and BLU51 (e.g., ECCOT-BLU51).
- To order ECCOTCAST, specify the model number (e.g., ECCOTCAST).

## TEACHING AND LEARNING RUGS



RUG81113			Alpha rug, 6'9" x 9'5".	1400.00	1	30.0	1.50		100
RUG99140			Alpha rug, 8'3" x 11'8".	2162.00	1	70.0	3.20		100
RUGBL100140			Blocks of fun rug, 8'4" x 11'8".	2162.00	1	70.0	3.10		100
RUGCA90144			Calendar rug, 8'4" x 13'4".	2243.00	1	12.0	0.10		100
RUGDA100140			Discover America rug, 8'4" x 11'8".	2162.00	1	16.0	0.10		100

### HOW TO ORDER:

- To order, specify the model number (e.g., RUG99140).

\*Healthy Kids™ product, see page 170 for more information.



# EARLY CHILDHOOD FURNITURE & EQUIPMENT

SOLD IN FULL CARTONS ONLY

Model No.	Quick Ship	Classroom Basics	Description	Unit Price F.O.B. Warehouse	No. of Ctns. Per Unit	Unit Weight	Unit Cube	Fed. Ex.	Freight Class
-----------	------------	------------------	-------------	-----------------------------	-----------------------	-------------	-----------	----------	---------------

## ART STATIONS



ARTCNTR*			Art center, four angled hardboard surfaces, double-sided, 48"H x 50"W x 16"D. Birch.	1899.00	1	87.0	13.90		Call
ARTDRY1*			Art project drying rack, 24"W x 48"H x 3"D (folded).	385.00	1	10.0	2.89		Call
ECEASLE*			Easel, double sided, adjustable height markerboard, two storage trays, 24"H x 24"W. Maple legs.	535.00	1	20.0	2.60		Call
EC3ESLMRK*			Easel, three-way, adjustable, 48"H x 22"W x 22"D.	935.00	1	71.0	6.72		Call

### HOW TO ORDER:

- To order models with the Birch color, specify the model number and WOD622 (e.g., ARTCNTR-WOD622).

## TEACHING EASELS



BRDESLBTUB			Easel, 57"H x 30"W x 28"D, two dry-erase surfaces which includes a lined board that's removable and adjustable and a fixed, unlined board on the opposite side. Four plastic tubs, four sliding tub racks, removable and adjustable big book/marker ledger. Middle shelf with upright marker storage and two integral marker trays and two snap-on chart hooks.	1651.00	1	60.3	6.81		70
BRDESLSED			Easel, maximizer adjustable easel. Table top or 70"H stand-up height adjustment. 2-sided melamine markerboard with spring loaded flip chart holder.	1297.00	1	28.0	2.50		85
BRDESLTUB			Easel, baby folding Wheasel®, 55½"H x 30½"W x 34"D, each side has a 29¾" x 43" melamine writing surface and a full-length marker tray. Wire rack, four plastic storage tubs, four casters, two locking.	997.00	1	67.0	16.70		85

### HOW TO ORDER:

- To order, specify the model number (e.g., BRDESLBTUB).

## BOOK DISPLAY STANDS



ECBKRAK5*			Book display stand, 5 shelves in front with storage in back, 34"W x 11"D x 28"H.	953.00	1	42.0	5.00		125
ECBKRAK5DF*			Book display stand, double-sided, 4 shelves per side, 36"W x 16"D x 30"H.	953.00	1	56.0	8.00		125
ECBKRAK6BRD*			Book display stand, double-sided, 30 book storage, markerboard on one side, 34"W x 25"D x 29½"H.	1268.00	1	81.0	22.96		Call
ECBKRAKDH			Hinged double-sided book display, 48"H x 49"W x 14"D, opens to 98"W. ♦Two cartons per unit.	3101.00	♦2	150.0	47.42		Call
ECBROWSER*			Book browser, mobile, 8-section top with side easel, bottom storage, 24"H x 48"W x 24"D.	1499.00	1	136.0	23.13		Call
ECLCTRNVHT*			Book display stand, with storage and white markerboard, 28"H x 24"W x 15"D.	1114.00	1	47.0	5.00		125
LIBRARBOOKB			Deluxe book browser cart with tubs & display racks, 36"H x 41"W x 17"D.	1466.00	1	64.0	7.96		125

Color: Birch.

### HOW TO ORDER:

- To order models with the Birch color, specify the model number and WOD622 (e.g., ECBKRAK5-WOD622).








\*Healthy Kids™ product, see page 170 for more information.

# EARLY CHILDHOOD FURNITURE & EQUIPMENT

SOLD IN FULL CARTONS ONLY

Model No.	Quick Ship	Classroom Basics	Description	Unit Price F.O.B. Warehouse	Units Per Carton	Unit Weight	Unit Cube	Fed Ex.	Freight Class
-----------	------------	------------------	-------------	-----------------------------	------------------	-------------	-----------	---------	---------------












## STORAGE CABINETS - Tote Trays

	ECCUB2436TTC*		Storage unit, 10 clear trays, 36"H x 24"W x 15"D, heavy-duty casters. Tote tray size: 5"H x 8"W x 12"D. Birch; Clear tote trays.	1345.00	1	56.0	6.00		Call
	ECCUB304829*		Storage unit, double-sided mobile storage with assorted trays, 30"H x 29"D x 48"W. Tote tray size: 5"H x 8"W x 12"D. Birch; Blue, Green, Red, Yellow and White tote trays.	2419.00	1	119.0	17.33		125
	ECCUB3420S*		Storage unit, four-sided cubby spinner mobile storage with assorted trays, 34"H x 20½"D x 20½"W.	1862.00	1	91.0	8.27		125
	ECCUB3648TT12*		Storage unit, 20 vertical slots, 12 tote trays, plywood back, 36"H x 48"W x 16"D, heavy-duty casters.	2419.00	1	125.0	1.00		125
	ECCUB4836TT25*		Storage unit, with 25 assorted trays, 36"H x 15"D x 48"L, heavy-duty casters. Tote tray size: 5"H x 8"W x 12"D. Birch; Blue, Green, Red, Yellow and White tote trays.	2346.00	1	109.0	12.00		125
	ECCUB4836TT30*		Storage unit, with 30 assorted trays, 36"H x 15"D x 54"L, heavy-duty casters. Tote tray size: 5"H x 8"W x 12"D. Birch; Blue, Green, Red, Yellow and White tote trays.	2896.00	1	152.0	25.02		125
	ECSTORITCL12*		Storage unit, see-all storage, 12 clear trays, 21"H x 33"W x 14"D.	806.00	1	1.0	1.00		Call

### HOW TO ORDER:

- To order, specify the model number and WOD622 (e.g., ECCUB4836TT25-WOD622).

## STORAGE CABINETS - Open

	ECCUB244815*		Mobile single storage unit, 24"H x 15"D x 48"L, plywood back.	1118.00	1	48.0	4.50		125
	ECCUB244818*		Storage unit, extra-deep storage, 24"H x 18"D x 48"L, heavy duty casters.	1210.00	1	48.0	4.50		125
	ECCUB249615*		Folding storage cabinet, 24"H x 15"D x 48"L (folded).	2273.00	1	96.0	8.00		125
	ECCUB304815*		Mobile single storage unit, 30"H x 15"D x 48"L, plywood back.	1173.00	1	55.0	10.00		125
	ECCUB304818*		Mobile single storage unit, 30"H x 18"D x 48"L, plywood back.	1254.00	1	55.0	10.00		125
	ECCUB309615*		Storage unit, folding with casters, 30"H x 15"D x 96"L (unfolded). 30"H x 15"D x 48"L (folded). ♦Two cartons per unit.	2346.00	♦2	113.1	27.27		Call
	ECCUB364815*		Storage unit, single, mobile, plywood back, 36"H x 15"D x 48"L.	1429.00	1	68.0	12.00		125
	ECCUB364818*		Mobile single storage unit, 36"H x 18"D x 48"L, heavy duty casters.	1510.00	1	68.0	12.00		125
	ECCUB483615*		Bookshelf, multi-purpose, 36"W x 15"D x 48"H.	1081.00	1	58.0	12.00		125
	ECCUB484816*		Mobile single storage unit, 48"H x 16"D x 48"L.	2152.00	1	95.0	26.25		125
	ECSTORPUZ*		Puzzle rack, table top, 12 puzzle capacity, 15"H x 13½"W x 13½"D.	311.00	1	77.0	3.79		Call

Color: Birch.

### HOW TO ORDER:

- To order, specify the model number and WOD622 (e.g., ECCUB309615-WOD622).

\*Healthy Kids™ product, see page 170 for more information.

# EARLY CHILDHOOD FURNITURE & EQUIPMENT

SOLD IN FULL CARTONS ONLY

Model No.	Quick Ship	Classroom Basics	Description	Unit Price F.O.B. Warehouse	No. of Ctns. Per Unit	Unit Weight	Unit Cube	Fed Ex.	Freight Class
-----------	------------	------------------	-------------	-----------------------------	-----------------------	-------------	-----------	---------	---------------

## STORAGE LOCKERS



ECLOK3655*			Tot locker, 36"H x 54"W x 12"-16"D.	1924.00	1	1.0	1.00		125
ECLOK4848*			5-section locker, 48"H x 48"W x 15"D, 5 double coat hooks.	2694.00	1	98.0	16.00		125
ECLOK484816*			10-section double-sided locker, 48"H x 48"W x 16"D.	2694.00	1	123.0	26.04		125
ECLOK4854S*			Locker, wood, seat shelf, 5-section, 5 double coat hooks, 54"W x 48"H x 15"D, 14"D lower compartment/seat, 10"D upper compartments.	2060.00	1	96.0	18.70		125

Color: Birch.

### HOW TO ORDER:

- To order, specify the model number and WOD622 (e.g., ECLOK4854S-WOD622).

## PLAY TIME



ECDRESS*			Dress-up center, 31"W x 15"D x 32"H.	1191.00	1	45.0	5.00		125
ECMIRROR*			Acrylic mirror without tilt, 49"H x 13"W x 2"D.	550.00	1	9.0	0.70		125
ECTHEATER*			Deluxe puppet theater, 48"H x 45"W x 9"D.	1063.00	1	48.0	3.00		125
ECKTCHN*			Kitchen Set, wood, set of four appliances. Stove, four play burners. Sink has removable water pan. Refrigerator and cupboard offer plenty of storage. All surfaces and back are 100% Healthy Kids Plywood with GREENGUARD® certified Tuff-Gloss™ UV finish. Full-length Pinch-Me-Not™ hinges. Full length Tip-Not™ doors for added safety. ♦Four cartons per unit.	3412.00	♦4	161.0	26.83		Call
ECKTCNTR*			Kitchen center, 5-N-1, 40"H x 40"W x 16"D.	2089.00	1	83.0	21.86		Call
ECIRONSET*			Ironing board and iron, wood, 24"H x 8"W x 24"D.	476.00	1	1.0	1.00		Call
ECBROOMKIT*			Housekeeping station with mop, broom, duster and pan in stand, 21"H x 12"W x 12"D.	366.00	1	1.0	1.00		Call
ECDOLLBED*			Doll bed, 9"H x 26"W x 12"D.	388.00	1	10.0	3.06		Call
ECDOLLCHAIR*			High chair, doll size, 27"H x 13"W x 12"D.	315.00	1	1.0	1.00		Call
ECSINK*			Step-up-n-wash.	733.00	1	29.0	1.80		125
ECBLOCKS183*			Kindergarten set of wood blocks.	1778.00	4	86.0	2.42		Call
ECBLOCKBIN*			Storage bin for blocks.	733.00	1	31.0	5.00		125
ECBNPLAY*			Build-n-play table, 36¼"W x 17¼"D x 19"H.	1019.00	1	61.0	4.00		125
ECSWT4617*			Sand and water sensory table without top, 46"W x 17"D x 24"H.	1316.00	1	40.0	6.00		70
ECSWT4617T*			Sand and water sensory table with top, 46"W x 17"D x 24"H.	1316.00	1	50.0	3.50		70

Color: Birch.

### HOW TO ORDER:

- To order, specify the model number and WOD622 (e.g., ECKTCHN-WOD622).

\*Healthy Kids™ product, see page 170 for more information.

# MULTI-PURPOSE CHAIRS

SOLD IN FULL CARTONS ONLY

Model No.	Quick Ship	Classroom Basics	Description	Unit Price F.O.B. Warehouse	Units Per Carton	Unit Weight	Unit Cube	Fed Ex.	Freight Class
-----------	------------	------------------	-------------	-----------------------------	------------------	-------------	-----------	---------	---------------

## FOLDING CHAIRS

Tubular steel frame, front and rear leg braces and polyethylene leg caps. Contoured, one-piece seat pan consists of steel with a curled lower edge. Curved steel backrest panel is curled along the full width of its bottom edge.

Optional configurations include custom frame finishes and a ganging device. Metal surfaces are available with a powder coat finish.

Seat height: 17".



162	✓ pg. 10	✓ pg. 14	Front and rear leg braces.	79.00	4	9.9	0.88		Call
165			Folding tablet arm has 3/8" thick plywood surfaced with a high- pressure laminate.	190.00	2	16.0	2.04		85
167	✓ pg. 10	✓ pg. 14	One front and two rear leg braces.	85.00	4	10.1	0.88		85
168	✓ pg. 10	✓ pg. 14	Vinyl upholstered seat and back.	116.00	4	9.6	0.94		85
188	✓ pg. 10	✓ pg. 14	Upholstered seat and back.	121.00	4	10.5	0.94		85

**Optional Configurations** (For models 162, 167, 168, 188) - Available with a 4 - 6 weeks lead time unless stated otherwise.

Ganging Device - Add "G" to model no. (e.g., 162G) (Minimum quantity 100 per model, per color selection for ganging device) + 22.00

Custom frame finishes (Minimum quantity 200 per model, per color selection) + 6.00

### HOW TO ORDER:

- Frame finish colors and color codes are listed on pages xi-xiii.
- To order, specify the model number, upholstery and/or frame finish color (e.g., 188-BLU204-GRY02).



# MULTI-PURPOSE CHAIRS

SOLD IN FULL CARTONS ONLY

Model No.	Quick Ship	Classroom Basics	Description	Unit Price F.O.B. Warehouse	Units Per Carton	Unit Weight	Unit Cube	Fed Ex.	Freight Class
-----------	------------	------------------	-------------	-----------------------------	------------------	-------------	-----------	---------	---------------

## 190 SERIES - Folding Chairs (Models 190 & 190G)

Tubular steel frame. Model 190G folding chair features an extra-thick upholstered seat with an enclosed seat pan for a convention center, auditorium, and arena-related applications. The seat can be folded independently for easy passage through rows of model 190G chairs. An identification plate is mounted beneath the seat for numbering chairs. Chair seat assembly consists of 1/2" thick plywood, overlaid with 2 1/2" thick polyurethane foam covered with fabric or vinyl. The chair back consists of a 3/4" thick polyurethane foam pad attached to 1/8" thick hardboard, covered with fabric or vinyl. Optional configurations include custom frame finishes, upgraded upholstery selections, and a ganging device. The ganging device has two sets of ganging assemblies affixed to the front legs, one on top of the other.

A polyethylene plastic cap is inserted into the top of each rear leg. Polyethylene crutch tips are placed over the bottom of each front and rear leg. Four rubber bumpers are attached to the bottom of the seat assembly to dampen noise when the seat is folded down. Upholstery is available in a selection of vinyl or fabric.

Metal surfaces are available with a powder coat finish.

Dimensions: Center-to-center width of ganged chairs is 18 1/8". Seat height: 18 1/8". Overall dimensions: 17 1/8"W x 18 7/8"D x 31 1/8"H.



190			Enclosed seat pan.	422.00	1	20.1	2.51	*	85
198ARM			One arm for 190G & 198G deluxe folding chair.	95.00	1	20.0	2.30		Call

**Optional Configurations** - Available with a 4 - 6 weeks lead time unless stated otherwise.

Ganging Device - Add "G" to model no. (e.g., 190G) (Minimum quantity 100 per model, per color selection for ganging device)	+ 22.00	
Standard upholstery	No Upcharge	
Group A upholstery:	+ 6.00	
Group B upholstery:	+ 12.00	
Group C upholstery:	+ 26.00	
Group D upholstery:	+ 42.00	
Designer Options Powder Coat frame:	+ 6.00	

### HOW TO ORDER:

- Upholstery and frame finish colors are listed on pages xi-xiii.
- To order, specify the model number, upholstery and frame finish color (e.g., 190G-RED208-BLK01).

## 190 SERIES - Folding Chairs (Models 198 & 198G)

Tubular steel frame. Model 198G folding chair features an extra-thick upholstered seat for convention center, auditorium and arena-related applications. The seat can be folded independently for easy passage through rows of model 198G chairs. Chair seat assembly consists of 5/8" thick laminated particleboard, overlaid with 2 1/2" thick polyurethane foam covered with fabric or vinyl. The chair back consists of a 3/4" thick polyurethane foam pad attached to 1/8" thick hardboard, covered with fabric or vinyl. Optional configurations include custom frame finishes, upgraded upholstery selections, and a ganging device. The ganging device has two sets of ganging assemblies affixed to the front legs, one on top of the other.

A polyethylene plastic cap is inserted into the top of each rear leg. Polyethylene crutch tips are placed over the bottom of each front and rear leg. Four rubber bumpers are attached to the bottom of the seat assembly to dampen noise when the seat is folded down. Upholstery is available in a selection of vinyl or fabric.

Metal surfaces are available chromed, or with a powder coat finish.

Dimensions: Center-to-center width of ganged chairs is 18 7/8". Seat height: 18 1/8". Overall dimensions: 17 1/8"W x 18 5/8"D x 32"H.



198			2 1/2" thick padded seat.	425.00	1	20.5	2.51		85
198ARM			One arm for 190G & 198G deluxe folding chair.	95.00	1	20.0	2.30		Call

**Optional Configurations** - Available with a 4 - 6 weeks lead time unless stated otherwise.

Ganging Device - Add "G" to model no. (e.g., 198G) (Minimum quantity 100 per model, per color selection for ganging device)	+ 22.00	
Standard upholstery	No Upcharge	
Group A upholstery:	+ 6.00	
Group B upholstery:	+ 12.00	
Group C upholstery:	+ 26.00	
Group D upholstery:	+ 42.00	
Designer Options Powder Coat frame:	+ 6.00	

### HOW TO ORDER:

- Upholstery and frame finish colors are listed on pages xi-xiii.
- To order, specify the model number, upholstery and frame finish color (e.g., 198G-RED208-CHRM).

# MULTI-PURPOSE CHAIRS

SOLD IN FULL CARTONS ONLY

Model No.	Quick Ship	Classroom Basics	Description	Unit Price F.O.B. Warehouse	Units Per Carton	Unit Weight	Unit Cube	Fed Ex.	Freight Class
-----------	------------	------------------	-------------	-----------------------------	------------------	-------------	-----------	---------	---------------

## 8800 SERIES - Convention Center Stack Chair

Tubular steel frame with stack bars, ganging device and contoured seat and backrest. The seat consists of a contoured core of 1/2" thick plywood covered with a 1" thick polyurethane foam pad for an overall seat thickness of 1 1/2". The backrest is assembled from outer and center wood cores. The outer core consists of 1/8" hardboard covered with a 3/8" thick, polyurethane foam pad. The center core consists of 1/2" shaped plywood. Each chair has four stack bumpers made of high-impact clear PVC plastic. Each leg has a 3/4" diameter inside-holding clear butyrate glide. The ganging device is welded to the left leg bracket in order to lock over the right leg bracket of the adjoining chair. Upholstery is available in a selection of fabric or vinyl. Metal surfaces are available with a chromed finish.

Dimensions: Seat height: 18".

8830SBG			Upholstered seat and back, stack bars and ganging device, Chrome frame only.	474.00	4	17.3	3.07		150
---------	--	--	--	--------	---	------	------	--	-----

**Optional Configurations** - Available with a 4 - 6 weeks lead time unless stated otherwise.

Group A upholstery:	+ 6.00
Group B upholstery:	+ 12.00
Group C upholstery:	+ 26.00
Group D upholstery:	+ 42.00

### HOW TO ORDER:

- Upholstery and frame finish colors are listed on pages xi-xiii.
- To order, specify the model number, upholstery and frame finish color (e.g., 8830SBG-RED208-CHRM).



## 8800 SERIES - Comfort Stacker™ Chairs

Tubular steel frame, contoured seat and backrest. Seat consists of a contoured core of 1 3/32" thick particleboard covered with a 1" thick polyurethane foam pad for an overall seat thickness of 1 1/2". Backrest consists of a contoured core of 1 3/32" thick particleboard covered with a 3/4" thick polyurethane foam pad. Each chair has six high-impact plastic stack bumpers. Polyethylene rocker glides.

Optional configurations include custom frame finishes, upgraded upholstery selections, and a ganging device. The optional ganging device is formed of steel rods in a hook and clasp configuration that is welded to the frame. Gang devices will not impede stacking. Upholstery is available in a selection of fabric or vinyl. Metal surfaces are available chromed or with a powder coat finish. Dimensions: Seat height: 17".

8802		✓ pg. 30	Comfort Stacker™.	264.00	4	16.6	3.98		150
8806			Comfort Stacker with arms.	286.00	4	17.4	3.98		150

**Optional Configurations** - Available with a 4 - 6 weeks lead time unless stated otherwise.

Ganging device: Add "G" to model no. 8802 (e.g., 8802G) (Minimum quantity 100 for ganging device).	+ 22.00
Group A upholstery:	+ 6.00
Group B upholstery:	+ 12.00
Group C upholstery:	+ 26.00
Group D upholstery:	+ 42.00
Chrome frame on models 8802 and 8806:	+ 13.00
Designer Options Powder Coat frame:	+ 6.00

### HOW TO ORDER:

- Upholstery and frame finish colors are listed on pages xi-xiii.
- To order, specify the model number, upholstery color, and frame finish color codes (e.g., 8802-RED208-BLK01)



Comfort stacker chairs on this page are Greenguard® certified.

Virco®

# MULTI-PURPOSE CHAIRS

SOLD IN FULL CARTONS ONLY

Model No.	Quick Ship	Classroom Basics	Description	Unit Price F.O.B. Warehouse	Units Per Carton	Unit Weight	Unit Cube	Fed Ex.	Freight Class
-----------	------------	------------------	-------------	-----------------------------	------------------	-------------	-----------	---------	---------------

## 8900 SERIES CHAIRS

*Tubular steel frame. Upholstered seat and back. Each chair has six high-impact clear PVC plastic stack bumpers. Optional configurations include custom frame finishes, upgraded upholstery selections, stack bars and a ganging device. Models with optional stack bars consist of steel tubing and are welded between the front and rear legs on both sides. The optional ganging device is formed of steel rods, in a hook and clasp configuration which is welded to the frame. Ganging devices will not impede stacking. Upholstery is available in a selection of fabric or vinyl. Chairs are available chromed or with a powder coat finish.*



8915	✓ pg. 10	✓ pg. 30	Rounded back, crown seat, 2" seat thickness, rocker glides.	167.00	4	17.4	3.06	*	150
------	-------------	-------------	---	--------	---	------	------	---	-----



8916SB			Rounded back, crown seat, 2½" seat thickness.	333.00	4	20.5	3.44	*	150
--------	--	--	---	--------	---	------	------	---	-----



8916SBCB			Rounded back with concealed screws, crown seat, 2½" seat thickness.	359.00	4	16.0	3.10	*	150
----------	--	--	---	--------	---	------	------	---	-----



8917		✓ pg. 30	Rounded back, dome seat, 2" seat thickness.	161.00	4	17.1	3.06	*	150
------	--	-------------	---	--------	---	------	------	---	-----



8918SB			Queen back, crown seat, 2½" seat thickness.	381.00	4	19.3	3.57	*	150
--------	--	--	---	--------	---	------	------	---	-----



8919SB			Queen back, crown seat, 3" seat thickness.	483.00	3	18.0	5.40	*	150
--------	--	--	--	--------	---	------	------	---	-----



8920SB			Tulip back, crown seat, 2½" seat thickness.	362.00	4	21.0	3.46	*	85
--------	--	--	---	--------	---	------	------	---	----



8925		✓ pg. 30	Trapezoidal back, crown seat, 2" overall seat thickness.	168.00	4	16.3	3.06	*	150
------	--	-------------	--	--------	---	------	------	---	-----



8926	✓ pg. 10	✓ pg. 30	Trapezoidal back, dome seat, 2" seat thickness.	162.00	4	16.2	3.06	*	150
------	-------------	-------------	---	--------	---	------	------	---	-----



8936SB			Queen back, crown seat, 2½" seat thickness.	512.00	4	16.0	3.30	*	150
--------	--	--	---	--------	---	------	------	---	-----



8970SB			Trapezoidal back, crown seat, 3" seat thickness.	471.00	3	19.6	5.27		Call
--------	--	--	--	--------	---	------	------	--	------

8900 Series continued on page 130.



# MULTI-PURPOSE CHAIRS

SOLD IN FULL CARTONS ONLY

Model No.	Quick Ship	Classroom Basics	Description	Unit Price F.O.B. Warehouse	Units Per Carton	Unit Weight	Unit Cube	Fed Ex.	Freight Class
-----------	------------	------------------	-------------	-----------------------------	------------------	-------------	-----------	---------	---------------

## 8900 SERIES CHAIRS continued

**Optional Configurations** - Available with a 4 - 6 weeks lead time unless stated otherwise.

### 8900 SERIES OPTIONAL FRAME FINISHES

Chrome frame:	+ 13.00	
Clear coat (for powder coat frames only):	+ 6.00	
Designer Options powder coat frame:	+ 6.00	

### 8900 SERIES FRAME OPTIONS

Ganging device: Add "G" to model no. (e.g., 8918G).	+ 22.00	
Stack bar: Add "SB" to model no. (e.g., 8915SB).	+ 22.00	
Stack bar and ganging device: Add "SBG" to model no. (e.g., 8918SBG).	+ 42.00	

### 8900 SERIES UPHOLSTERY OPTIONS (see page xiii for choices.)

#### PRICING FOR MODELS 8915, 8917, 8925, 8926:

Group A upholstery:	+ 6.00	
Group B upholstery:	+ 12.00	
Group C upholstery:	+ 26.00	
Group D upholstery:	+ 42.00	

#### PRICING FOR MODELS 8916SB, 8916BCB, 8918SB, 8919SB, 8920SB, 8936SB, 8970SB:

Group A upholstery:	+ 10.00	
Group B upholstery:	+ 15.00	
Group C upholstery:	+ 29.00	
Group D upholstery:	+ 46.00	

**NOTE:** C.O.M. fabric (Customers Own Material) is priced as Group A upholstery.

#### HOW TO ORDER:

- Upholstery and frame finish colors are listed on pages xi-xiii.
- To order, specify the model number, upholstery and frame finish color codes (e.g., 8926-RED140-BLK01).

## VIRTUOSO® SERIES CHAIRS

Tubular steel frame incorporating an articulating back mechanism that conforms to the user's position. The seat and back are ergonomically contoured for comfort.

Models are available with a 5/8" thick plywood-core tablet arm surfaced with a high-pressure laminate finish. The edges are rounded and lacquered.

Optional configurations include armrests, padded seat and back, upgraded upholstery selections, and a ganging device. A ganging device is offered on non-arm chairs. The ganging device is factory-welded and will not interfere with the stacking of chairs.

Models are available with self-skinned urethane arms. Models are available with an upholstered seat and back, which uses a 1/4" thick, polyurethane foam. Four nylon glides.

Metal surfaces are available chromed or with a powder coat finish.



2945		Chair without armrests.	589.00	4	20.2	3.67		150
2945TA		Fixed tablet arm.	773.00	1	33.3	14.14		Call

**Optional Configurations** - Available with a 4 - 6 weeks lead time unless stated otherwise.

Armrests - Add "A" to model no. (e.g., 2945A).	+ 30.00	
Padded Seat - Add "P" to model no. (e.g., 2945P).	+ 60.00	
Ganging Device - Add "G" to model no. (e.g., 2945G) (Min. order -100).	+ 22.00	
Group A upholstery:	+ 10.00	
Group B upholstery:	+ 15.00	
Group C upholstery:	+ 29.00	
Group D upholstery:	+ 46.00	

#### HOW TO ORDER:

- Plastic and frame finish colors are listed on pages xi-xiii.
- To order, specify the model number, plastic seat or upholstery color, and frame finish color (e.g., 2945-BLU40-CHRM).



# MULTI-PURPOSE CHAIRS

SOLD IN FULL CARTONS ONLY

Model No.	Quick Ship	Classroom Basics	Description	Unit Price F.O.B. Warehouse	Units Per Carton	Unit Weight	Unit Cube	Fed Ex.	Freight Class
-----------	------------	------------------	-------------	-----------------------------	------------------	-------------	-----------	---------	---------------

## ULTRASTACK™ CHAIR

Solid steel-rod frame and a plastic seat and back made of injection-molded polyethylene. Four polyethylene stack bumpers. Four rectangular glides made of high-impact poly-carbonate. Metal surfaces are chromed. Optional configurations include a ganging device.



4100		✓ pg. 30	18" seat height	246.00	4	17.7	2.56		150
------	--	-------------	-----------------	--------	---	------	------	--	-----

**Optional Configurations** - Available with a 4 - 6 weeks lead time unless stated otherwise.

Ganging Device - Add "G" to model no. (e.g., 4100G) (Min. order -100).	+ 22.00	
--	---------	--

### HOW TO ORDER:

- Plastic seat and frame finish colors are listed on pages xi-xii.
- To order, specify the model number, plastic seat color and frame finish color codes (e.g., 4100-BLK01-CHRM).

## SAGE™ CONTRACT SERIES CHAIRS

Tubular steel frame, one-piece molded polypropylene shell, nylon-base swivel glides. Optional configurations include a left-hand articulating tablet arm, casters, a bookrack and padded seat pad. Models with a seat pad consist of polyurethane foam covered with fabric. Also, an optional right- or left-hand KD articulating tablet arm can be purchased separately, as can an optional KD arm kit with tubular-steel arms and polypropylene armrests. The KD articulating tablet arm measures 21¼" x 15½" x ¾" and has a plywood core. Chairs with an articulating tablet arm cannot accommodate an optional KD arm kit.

Optional steel-base and felt-base glides are available. Metal surfaces are available chromed or with a powder coat finish.

Stacking Capabilities: Model SG1 chairs are stackable up to 4 high when used with Virco's model HCT4 or HCT789 chair trucks. Chairs with an optional articulating KD tablet arm are not stackable; however, chairs with an optional KD arm kit can be stacked up to 4 high.

Virco recommends that model SG1 chairs be stacked only with other model SG1 chairs. Model SG1 chairs, which are not upholstered and do not have a molded plastic underseat cover to help protect the upholstered seat pad fabric of stacked chairs, should not be inter-stacked with model SG1P chairs, which have a padded, upholstered seat.



SG1			17½" seat height.	270.00	2	19.0	5.60	*	150
SCT			17½" seat height, right-hand articulating tablet arm.	519.00	2	30.8	8.90		85
SGARMSKD			Optional arm kit, right-hand and left-hand tubular steel arms, field-installed.	185.00	1	6.0	1.61	*	85
SGTALHKD			Optional KD articulating tablet arm, left-hand.	267.00	1	12.1	3.28	*	100
SGTARHKD			Optional KD articulating tablet arm, right-hand.	267.00	1	12.1	3.28	*	100

**Optional Configurations** - Available with a 4 - 6 weeks lead time unless stated otherwise.

Bookrack - Add "BR" to model no. (e.g., SG1BR).	+ 30.00	
Padded Seat - Add "P" to model no. (e.g., SG1P).	+ 60.00	
Casters - Add "C" to model no. (e.g., SC1C).	+ 50.00	
Left-Handed - Add "L" to model no. (e.g., SCTL).	No Upcharge	

### HOW TO ORDER:

- Plastic, upholstery and frame finish colors and color codes are listed on pages xi-xiii.
- To order chairs, specify the model number, plastic seat and frame finish color codes (e.g., SG1-BLU51-CHRM).
- To order chairs with upholstery, specify the model number, plastic seat, upholstery and frame finish color codes (e.g., SG1P-BRN42-BRN262-GRY02).
- Glide Options:
  - Felt-Base Glides - Add "FG" to model no. (e.g. SG1FG)
  - Steel-Base Glides - Add "SG" to model no. (e.g. SG1SG)



# PRESENTATION FURNITURE & EQUIPMENT

SOLD IN FULL CARTONS ONLY

Model No.	Quick Ship	Classroom Basics	Description	Unit Price F.O.B. Warehouse	No. of Ctns. Per Unit	Unit Weight	Unit Cube	Fed. Ex.	Freight Class
-----------	------------	------------------	-------------	-----------------------------	-----------------------	-------------	-----------	----------	---------------

## PROJECTION SCREENS



SCRN6060			Projection screen, wall or ceiling mount, matte, 60" x 60". White.	330.00	1	12.0	0.96		85
SCRN7070			Projection screen, wall or ceiling mount, matte, 70" x 70". White.	352.00	1	15.0	0.50		85
KBRKT2			Bracket, wall-mount, 2 pack, for projection screens. Color: White.	66.00	1	1.0	0.02		70

### HOW TO ORDER:

- To order, specify the model number and WHT71 (e.g., SCRN6060-WHT71).

## AV CARTS



KAV2418ADJ			AV cart, metal, adjustable, 24"W x 18"D x 26"-42"H, 3-outlet electrical assembly, four 4" silent roll full swivel, ball bearing casters, two with locks, max. weight rate 125 pounds each. Will hold up to 200 pounds evenly distributed. Black.	1068.00	1	81.0	4.12		100
KAVP2418ADJ			AV cart, plastic, 18"D x 24"W x 16"-42"H, 3 shelves, 3-outlet UL/CSA electrical assembly, four 4" silent roll full swivel, ball bearing casters, two with locks, max. weight rate 125 pounds each. 3-shelf configuration will hold up to 200 pounds evenly distributed. Black.	582.00	1	30.0	3.10		Call

### HOW TO ORDER:

- To order KAV2418ADJ, specify the model number and BLK01 (e.g., KAV2418ADJ-BLK01).
- To order KAVP2418ADJ, specify the model number and BLK01 (e.g., KAVP2418ADJ-BLK01).

## PRESENTATION STATIONS



KPRE183539			Mobile presentation station, 34½"W x 18"D x 38½"H, 3-outlet electrical assembly, four 3" stem casters, two lockable. Grey laminate; Black frame.	1153.00	1	118.5	22.20		Call
KPRE351839			Mobile presentation station, locking cabinet, 7 outlet electrical assembly, casters, includes 18¼" x 19¼" shelf for document camera. 38½"H x 18¼"W x 34½"D. Black finish; Cherry laminate.	1934.00	1	81.0	4.12		100

### HOW TO ORDER:

- To order, specify the model number (e.g., KPRE183539).

## PLATEAU® SERIES PRESENTATION STATION



PTPS			Plateau® Presentation Station, 4-leg, 24" x 36" x 39½"H, 1½" high-pressure laminated work surface with T-mold banding, two grommets, wire management legs, adjustable glides, one fixed-height shelf.	1855.00	3	93.7	6.19		Call
PTBKSTD			Optional bookstand, freestanding, 15"D x 22"W, ¾"H high-pressure laminate with self-edged finish, slanted surface with stop.	282.00	1	16.4	1.46		70
PTPSSHELF			Optional fixed-height shelf, 19"D x 31"W, 1½" high-pressure laminate with self-edged finish, four mounting brackets.	254.00	2	22.4	1.14		Call
PTPSMOD			Optional modesty panel, formed steel includes circular perforations, attaches to underside of work surface.	125.00	1	9.5	2.47		65

### HOW TO ORDER:

- Laminate, banding and frame finish colors and color codes are listed on pages xi-xii.
- To order, specify the model number, top, banding and frame finish color codes (e.g., PTPS-MPL385BRN38-BLK01).

## TEXT® SERIES PRESENTATION STATION



TEPS			Text® Presentation Station, 48"W x 24"D x 26"-34"H, 1½" high-pressure laminate work surface with T-mold banding, two grommets with a hinged lid, perforated steel modesty panel, formed steel wire management tray, 13" x 22" plastic pencil drawer, 12" plastic wire chase, tubular legs adjust work surface height from 26"-34"H, 3" twin-wheel locking casters.	1383.00	9	94.8	6.23		Call
------	--	--	--	---------	---	------	------	--	------

### HOW TO ORDER:

- Top, banding and frame finish colors and color codes are listed on pages xi-xii.
- To order, specify the model number, top, banding and frame finish color codes (e.g., TEPS-MPL385BRN38-GRY02).



# PRESENTATION FURNITURE & EQUIPMENT

SOLD IN FULL CARTONS ONLY

Model No.	Quick Ship	Classroom Basics	Description	Unit Price F.O.B. Warehouse	No. of Ctns. Per Unit	Unit Weight	Unit Cube	Fed Ex.	Freight Class
-----------	------------	------------------	-------------	-----------------------------	-----------------------	-------------	-----------	---------	---------------

## LECTERNS



LCTRND			Mobile lectern, 46"H x 25"W x 20 1/4"D. Oak.	1127.00	1	92.0	3.62		85
PTLCTRN			Plateau® Series lectern. 20"D x 28"W x 42"H.	3052.00	3	134.0	11.47		Call

### HOW TO ORDER:

- To order LCTRND, specify the model number and OAK083 (e.g., LCTRND-OAK083).
- To order PTLCTRN, specify the model number, laminate and frame color codes (e.g., PTLCTRN-MPL385BRN38-GRY02). Laminate and edge banding colors are listed on pages xi-xii.

## PRESENTATION FURNITURE



BRDESLNEST			Easel, nesting, double-sided, 39 1/2"H x 27 1/4"W melamine dry erase surfaces, height adjusts to 65" or 72", marker trays, steel storage box, 2" locking casters, flip chart hooks, 72"H x 31 1/2"W x 24"D, Black.	1116.00	1	45.0	5.00		Call
BRDESLSLED			Maximizer adjustable easel. Table top or 70"H stand-up height adjustment. 2-sided melamine markerboard with spring loaded flip chart holder, Black.	1297.00	1	28.0	2.50		85
BRDESLWH			Wheasel®, adjusts 59 1/2"-65"H x 28 1/4"W x 27"D, melamine writing surface.	1057.00	1	46.0	5.00		100
BRDMAG4896			Centurion porcelain on steel markerboard with markers and eraser, aluminum frame, 4' x 8'.	1387.00	1	76.0	14.00		70

### HOW TO ORDER:

- To order, specify the model number (e.g., BRDESLWH).

# BUILDING SERVICES

SOLD IN FULL CARTONS ONLY

Model No.	Quick Ship	Classroom Basics	Description	Unit Price F.O.B. Warehouse	Units Per Carton	Unit Weight	Unit Cube	Fed Ex.	Freight Class
-----------	------------	------------------	-------------	-----------------------------	------------------	-------------	-----------	---------	---------------

## BUILDING SERVICES



BT1272			Park bench, portable, diamond pattern surfaces, plastic coated metal, 6'.	2405.00	1	97.0	1.00		85
--------	--	--	---	---------	---	------	------	--	----



BT19318D			Picnic table, 8', diamond pattern, plastic coated, 30" table top, 12" seat.	4704.46	1	227.0	30.00		Call
----------	--	--	---	---------	---	-------	-------	--	------



CLOCK12			Clock, wall, quartz, 12" shatter-resistant safety lens.	59.00	12	1.0	1.00		Call
---------	--	--	---	-------	----	-----	------	--	------



FABEDPD			Bed, first aid, Naugahyde vinyl upholstery, adjustable 6-position headrest lounge, paper dispenser, 26"W x 74"L x 18"H.	2120.00	1	95.0	27.00		125
---------	--	--	---	---------	---	------	-------	--	-----



FASCALE			Physician balance beam scale, range 30"-78" x 1/4", Capacity: 350 1/4 lbs.	1305.00	1	43.0	4.70		125
---------	--	--	--	---------	---	------	------	--	-----



FASTOOL			Medical stool, swivel seat with pneumatic seat height adjustment, 17-22 1/4"H x 16 1/4"D.	817.00	1	20.0	7.10		100
---------	--	--	---	--------	---	------	------	--	-----



FATREAT			Treatment table, Naugahyde vinyl upholstery, 2" thick foam padding, pillow, 28"W x 74"L x 31"H.	3298.00	1	174.0	43.90		125
---------	--	--	---	---------	---	-------	-------	--	-----



FLAGHOLD			Steel classroom staff flag holder, 12 to a carton.	14.00	12	0.2	0.08		70
----------	--	--	--	-------	----	-----	------	--	----



FLAGIN1624			US flag, 16"H x 24"W mounted on 7/8" x 48" staff (for indoor use only).	28.00	12	0.1	0.03		85
------------	--	--	---	-------	----	-----	------	--	----



FLAGIN2436			Classroom flag on staff, 24" x 36" (for indoor use only).	57.00	12	4.5	0.03		70
------------	--	--	---	-------	----	-----	------	--	----



FLAGIN3660SET			Flag presentation set 35XN, U.S., 3' x 5' fringed flag, admiral floor stand, 2-piece polished oak pole, 7" gold plated eagle, and golden yellow cord and tassels (for indoor use only).	682.00	1	17.0	0.86		70
---------------	--	--	---	--------	---	------	------	--	----



HCOATRAK48			Coat rack, 60"W x 48"H, hook rails, 5 triple prong hooks, 30 coats/backbag capacity, 2" locking casters.	2455.00	1	46.0	4.24		Call
------------	--	--	--	---------	---	------	------	--	------



HCTRASH			Dolly for Brute trash container.	433.00	1	6.9	1.00		Call
---------	--	--	----------------------------------	--------	---	-----	------	--	------



KPHYSED			Portable ball locker, lockable hinged top, 24"W x 42"L x 36"H.	1191.00	1	50.0	6.00		70
---------	--	--	--	---------	---	------	------	--	----



PNCLSHRP			Pencil sharpener, locking guide for eight pencil sizes.	57.00	12	1.1	0.03		77.5
----------	--	--	---	-------	----	-----	------	--	------



TRSHCAN			Waste can, plastic, 41 1/4 quart capacity, 11"W x 15 1/4"D x 19"H, Gray.	93.00	12	2.4	0.28		125
---------	--	--	--	-------	----	-----	------	--	-----



TRSHCAN44R			Waste basket, metal, round, 15 3/4" dia. x 18"H, 44 quart, Black.	146.00	3	4.7	1.16		Call
------------	--	--	---	--------	---	-----	------	--	------

# BUILDING SERVICES

SOLD IN FULL CARTONS ONLY

Model No.	Quick Ship	Classroom Basics	Description	Unit Price F.O.B. Warehouse	Units Per Carton	Unit Weight	Unit Cube	Fed Ex.	Freight Class
-----------	------------	------------------	-------------	-----------------------------	------------------	-------------	-----------	---------	---------------

## BUILDING SERVICES continued



TRSHCAN55G			Brute trash container, 55 gallon, 26½" dia. x 33"H, Gray.	495.00	1	18.0	13.90		125
TRSHCAN55GLID			Lid for Brute trash container.	162.00	1	4.0	0.09		125
TRSHCANOUT			Outdoor receptacle, 24" diameter, flat top with 8" hole, diamond pattern surfaces, plastic coated metal, green, plastic liner.	2276.00	1	18.0	13.90		125
TRSHCANREC			Recycling waste basket, plastic, 41¼ quart capacity, 11"W x 15¼"D x 19¾"H, Blue.	74.00	12	2.4	0.28		125



### HOW TO ORDER:

- To order, specify the model number (e.g., BT1272).

## CLINIC



FACAB			First-aid cabinet, 18½"W x 27½"H x 8"D, White.	895.00	1	30.0	3.00		85
TRSHCANMED			StepCan, plastic liner, 3.5 gal, 11" dia. x 17"H, White.	401.00	1	8.4	1.59		Call



### HOW TO ORDER:

- To order FACAB, specify the model number and WHT71 (e.g., FACAB-WHT71).
- To order TRSHCANMED, specify the model number and WHT71 (e.g., TRSHCANMED-WHT71).

# OFFICE & ADMINISTRATION FURNITURE

SOLD IN FULL CARTONS ONLY

Model No.	Quick Ship	Classroom Basics	Description	Unit Price F.O.B. Warehouse	Units Per Carton	Unit Weight	Unit Cube	Fed Ex.	Freight Class
-----------	------------	------------------	-------------	-----------------------------	------------------	-------------	-----------	---------	---------------

## DIVIDER PANELS



DV4860			Divider panel, 48" x 60", aluminum frame. Nutmeg fabric; Silver frame.	764.00	1	26.0	5.19		Call
DV6060			Divider panel, 60" x 60", aluminum frame. Nutmeg fabric; Silver frame.	940.00	1	30.2	13.35		Call
DVCAST			Spread foot with 2" casters (sold in pairs). Silver.	180.00	12	4.0	0.50		Call
DVCON			Connector, top and bottom.	68.00	12	5.0	0.10		Call
DVCON90			Connector, right angle, top and bottom.	85.00	12	5.0	0.10		Call
DVFOOT			Spread foot for divider panel. Silver.	70.00	1	1.5	0.11		Call

### HOW TO ORDER:

- To order divider panels, specify the model number and BRN571-ANZ01 (e.g., DV4860-BRN571-ANZ01).
- To order DVCAST, DVCON, DVCON90 and DVFOOT, specify the model number and ANZ01 (e.g., DVFOOT-ANZ01).

## 53 SERIES

Available models include a 30" x 48" single-pedestal teacher desk and two 30" x 66" single-pedestal teacher desks that feature a pedestal with a box drawer and a file drawer. The 53 Series also includes a 30" x 60" double-pedestal teacher desk with two box/file drawer pedestals. An optional center drawer is available for all four desk models. Available with a particleboard-core high-pressure laminate work surface with front and back sides post formed to a full radius. Ends have 3 mil. PVC edge banding. Tops are equipped with a 2 3/4" diameter grommet. Four adjustable nylon glides.

A core-removable lock secures drawers with one lock assembly ("gang locking"); one lock per pedestal.

A Keyed-Alike option is available for the pedestal; this option enables customers to purchase lock cores for multiple 53 Series desks and returns, and for other selected Virco models with locks, that open by means of a single key.

Optional center drawer consists of steel and includes three front compartments; for this option, specify model 53DRWR60.

The desk's frame is available with a powder coat finish.



533048RP		✓ pg. 31	48"W x 30"D x 29"H, single pedestal, right-handed box/file with lock, no center drawer.	2165.00	1	208.5	35.96		100
533060		✓ pg. 31	60"W x 30"D x 29"H, double pedestal, file/box with lock, no center drawer.	2916.00	1	275.5	43.77		150
533066LP			66"W x 30"D x 29"H, single pedestal desk, left-handed box/file pedestal with lock, no center drawer.	2634.00	1	241.0	50.21		85
533066RP			66"W x 30"D x 29"H Desk, single pedestal desk, right-handed box/file pedestal with lock, no center drawer.	2634.00	1	241.0	50.21		85
53RTNLP			48"W x 24"D x 29"H, return, desk height return, left-handed box/file pedestal with lock, (must be attached to model 533066RP).	1973.00	1	173.0	40.19		Call
53RTNRP			48"W x 24"D x 29"H, return, desk height return, right-handed box/file pedestal with lock, (must be attached to model 533066RP).	1973.00	1	173.0	40.19		Call
53MP1520BBF		✓ pg. 31	15 1/8"W x 20 3/8"D x 26 7/8"H, 2 box drawers & 1 file drawer.	1299.00	1	90.5	8.61		100
53MP1520BF			15 1/8"W x 20 3/8"D x 21 1/8"H, 1 box drawer & 1 file drawer.	1107.00	1	77.2	7.02		100
53MP1520FF			15 1/8"W x 20 3/8"D x 26 7/8"H, 2 file drawers.	1299.00	1	83.2	8.61		100
53MP1520PBF			15 1/8"W x 20 3/8"D x 24"H, 1 pencil drawer, 1 box drawer & 1 file drawer.	1291.00	1	84.5	7.86		100

### Optional Accessories

53DRWR60		✓ pg. 31	Center drawer, 18 1/2"W x 22 3/8"D, 3 front compartments, large rear compartment, no lock.	334.00	1	9.2	1.25		Call
53FKEY			Keyed-alike lock core tumbler; includes 2 keys; one change-out control key for each keyed-alike area.	132.00	1	0.1	0.09		Call
MMKEY			Master key for keyed-alike lock core. (includes two keys).	28.00	1	0.3	0.09	*	70

**IMPORTANT:** When ordering, indicate the number of keyed-alike cores by referencing the number in terms of a "pack." For example, if you want all the locks in a room keyed-alike, count the number of locks and indicate that number next to the model number as a pack (i.e. 53FKEY-8). You would receive 8 lock core tumblers with the same code, 2 keys for each lock, and 1 change-out control key. You will receive one change-out control key for each keyed-alike area.

### HOW TO ORDER:

- Laminate and frame finish colors are listed on pages xi-xii.
- To order, specify the model number, laminate and frame finish color codes (e.g., 533060-MPL385-BLK01).



# OFFICE & ADMINISTRATION FURNITURE

SOLD IN FULL CARTONS ONLY

Model No.	Quick Ship	Classroom Basics	Description	Unit Price F.O.B. Warehouse	No. of Ctns. Per Unit	Unit Weight	Unit Cube	Fed. Ex.	Freight Class
-----------	------------	------------------	-------------	-----------------------------	-----------------------	-------------	-----------	----------	---------------

## PLATEAU® SERIES OFFICE SOLUTIONS

Models are available with an 1 1/8" thick particleboard-core high-pressure laminate work surface with 1 1/8" profile T-mold edge banding. Selected tops have wire management grommets. End panels, back panels and modesty panels have a medium-density fiberboard core and a high-pressure laminate finish on both sides. End panels and back panels have wire management grommets. Legs are constructed of an aluminum die-cast connector, a leg tube, an aluminum die-cast glide insert, and a PVC extruded wire chase assembled to form a sturdy, decorative leg with wire management provisions. Glides are made of ABS plastic and have a 1" adjustment range. All metal components have a powder coat finish.



PTD3060			Desk, 60"W x 30"D x 29"H.	2484.00	12	178.0	17.62		Call
PTD3660BF			Desk, Bowfront, 60"W x 36"D x 29"H.	2592.00	13	171.3	17.02		Call
PTD3672BF			Desk, Bowfront, 72"W x 36"D x 29"H.	2808.00	13	197.3	18.54		Call
PTD4484SE			Desk, Ellipse with bi-point legs, 84"W x 44"D x 29"H.	2986.00	5	166.3	16.29		Call
PTD4072SE			Desk, Special ellipse with bi-point legs, 72"W x 40"D x 29"H.	2889.00	5	161.3	16.10		Call
PTD4484E			Desk, Executive ellipse, 84"W x 44"D x 29"H.	2986.00	13	216.3	22.52		Call
PTD3676P			Desk, Peninsula, 76"W x 36"D x 29"H. (Cannot be used as a stand-alone unit. Must be combined with a PTRL2448, or with a PTRU2242B.)	2808.00	12	151.2	14.54		Call
PTC2472GR2			Credenza, 72"W x 24"D x 29"H, 2 grommets.	1469.00	13	172.4	18.20		Call
PTRL2448			L-return, 48"W x 24"D x 29"H. (Cannot be used as a stand-alone unit. Must be combined with one of the following desk models: PTD3060, PTD3660BF, PTD3672BF or PTD3676P.)	1750.00	9	133.2	13.87		Call
PTRU2242B			U-return, bridge type, no legs, 42"W x 22"D x 29"H. (Cannot be used as a stand-alone unit. Must be combined with one of the following desk models: PTD3060, PTD3660BF, PTD3672BF or PTD3676P.)	835.00	8	63.1	3.76		Call
PTU3672BFO			U-shaped workstation with overhead includes: 36"D x 72"W x 29"H bowfront desk; 22"D x 42"W bridge; 24"D x 72"W x 29"H credenza desk with two grommets; 72"W welded steel overhead unit with two locking doors for credenza. Dimensions: 72"D x 102"W.	7300.00	35	531.7	48.31		Call
PTU3676PO			U-shaped workstation with overhead includes: 36"D x 76"W x 29"H peninsula desk; 22"D x 42"W bridge; 24"D x 72"W x 29"H credenza desk with two grommets; 72"W welded steel overhead unit with two locking doors for credenza. Dimensions: 76"D x 102"W.	7300.00	32	483.9	44.08		Call

## Optional Accessories

UPDRW			Plastic pencil drawer, 13"D x 22"W. Char Black.	369.00	1	5.0	0.47	*	100
UPDRWL			Plastic pencil drawer with lock, 13"D x 22"W. Char Black.	375.00	1	5.0	0.47	*	100
PTDCPU			CPU holder, 6" x 14", Char Black.	367.00	2	8.6	0.95		Call
PTSTRAP			Wire management strap (4).	149.00	1	0.2	0.02		70
PTTRAY			Metal wire management tray.	175.00	1	3.0	0.24		100
PTTROUGH			4 channel wire chase.	178.00	1	2.4	0.36		70
T762ELECT			Electrical power strip/surge protector: 12' cord and 7 electrical outlets.	132.00	1	2.0	0.15		70
TKBMA291			Keyboard mouse arm. Char Black.	474.00	1	17.9	2.26	*	85
TKBMT19			15"D x 19 1/4"W keyboard mouse tray. Char Black.	264.00	1	8.1	0.57	*	100
TKBMT24			15"D x 24 3/4"W keyboard mouse tray. Char Black.	361.00	1	10.8	0.68	*	100
TPTP3			Power/communication outlet.	437.00	1	1.7	0.16		70

## HOW TO ORDER:

- Laminate and frame finish colors and color codes are listed on pages xi-xii.
- To order, specify the model number, top, and frame finish color codes (e.g., PTD3060-MPL385-BLK01).



# OFFICE & ADMINISTRATION FURNITURE

SOLD IN FULL CARTONS ONLY

Model No.	Quick Ship	Classroom Basics	Description	Unit Price F.O.B. Warehouse	No. of Ctns. Per Unit	Unit Weight	Unit Cube	Fed. Ex.	Freight Class
-----------	------------	------------------	-------------	-----------------------------	-----------------------	-------------	-----------	----------	---------------

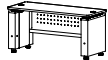
## PARAMETER® SERIES

Virco's Parameter® Series includes a variety of desks and workstations for teachers, principals, administrators and office use. Selected models have a single- or double-pedestal configuration; other models come without pedestals. Parameter also includes help desk models having a work surface with a rounded edge on one end where students can pull up a chair for assistance with their work.

Models are available with an 1½" thick particleboard-core high-pressure laminate work surface with 1½" profile T-mold edge banding. All desks have a work surface with two grommets, one at each end, except help desks, which have a work surface with one grommet at the rectangular end. Two-drawer (file/file) and three-drawer (box/box/file) unitized pedestals consist of steel components. Pedestals incorporate a drawer interlock system to allow only one drawer per pedestal to open at one time. A core-removable lock secures drawers with one lock assembly ("gang locking"); one lock per pedestal. Riser blocks are made from ABS plastic and include an internal wire management chute; a riser block is situated between the work surface and each end panel or pedestal. Adjustable-height nylon feet.

Optional configurations include standard twin-wheel, locking casters, laminate and fabric screens. The column leg for use with L-configuration workstations having a peninsula return consists of welded steel components and an adjustable-height nylon glide. Metal surfaces are available with a powder coat finish.

### DESKS



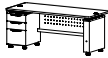
PR2448			24"D x 48"W.	1500.00	5	125.1	15.39		Call
PR2460			24"D x 60"W.	1550.00	5	142.0	16.28		Call

**Optional Configurations** - Available with a 4 - 6 weeks lead time unless stated otherwise.

Casters - Add "C" to model no. (e.g., PR2248C).

+ 50.00

### SINGLE-PEDESTAL DESKS



Single-pedestal desk, box/box/file. Models are shipped with one pedestal for right- or left-side field installation, as the customer chooses.

PR2448P			24"W x 48"L.	2850.00	5	181.3	20.10		Call
PR2466P			24"W x 66"L.	3025.00	5	203.0	21.48		Call
PR2472P			24"W x 72"L.	3050.00	5	209.5	21.73		Call
PR3048P			30"W x 48"L.	3050.00	5	190.2	20.30		Call
PR3066P			30"W x 66"L.	3125.00	5	209.3	21.54		Call
PR3072P			30"W x 72"L.	3150.00	5	222.8	22.12		Call

**Optional Configurations** - Available with a 4 - 6 weeks lead time unless stated otherwise.

Casters - Add "C" to model no. (e.g., PR2248PC). (Only available on 24"W x 48"L, 24"W x 66"L, 24"W x 66"L sizes)

+ 50.00

### DOUBLE-PEDESTAL DESKS



Double-pedestal desk, box/box/file and file/file pedestals.

PR3060DP			30"W x 60"L.	4550.00	5	262.2	25.91		Call
PR3072DP			30"W x 72"L.	4600.00	5	278.4	26.79		Call

### CREDENZA DESKS

Credenza desk, double-pedestal, box/box/file and file/file pedestals.

PRC2460DP			24"W x 60"L.	4350.00	5	253.7	25.66		Call
PRC2472DP			24"W x 72"L.	4500.00	5	265.1	26.40		Call

**Optional Configurations** - Available with a 4 - 6 weeks lead time unless stated otherwise.

Casters - Add "C" to model no. (e.g., PRC2460DPC).

+ 50.00

### HELP DESKS

Help desk, with radius on one end, a round grommet at the rectangular end of work surface.



PRHD3060			30"W x 60"L.	1650.00	5	146.2	16.15		Call
PRHD3066			30"W x 66"L.	1675.00	5	152.3	16.73		Call

**Optional Configurations** - Available with a 4 - 6 weeks lead time unless stated otherwise.

Casters - Add "C" to model no. (e.g., PRHD3060C).

+ 50.00





# OFFICE & ADMINISTRATION FURNITURE

SOLD IN FULL CARTONS ONLY

Model No.	Quick Ship	Classroom Basics	Description	Unit Price F.O.B. Warehouse	No. of Ctns. Per Unit	Unit Weight	Unit Cube	Fed Ex.	Freight Class
-----------	------------	------------------	-------------	-----------------------------	-----------------------	-------------	-----------	---------	---------------

## PARAMETER® SERIES continued

### HELP DESKS WITH PEDESTALS

Help desk with radius on one end, a round grommet at the rectangular end of work surface, box/box/file pedestal.



PRHD3060P			30"W x 60"L	3100.00	5	203.0	20.85		Call
PRHD3066P			30"W x 66"L	3125.00	5	208.8	21.40		Call
PRHD3076P			30"W x 76"L	3170.00	5	218.8	21.87		Call
PRHD3082P			30"W x 82"L	3195.00	5	230.1	22.48		Call

**Optional Configurations** - Available with a 4 - 6 weeks lead time unless stated otherwise.

Casters - Add "C" to model no. (e.g., PRHD3060PC). (Only available on 30"W x 60"L, 30"W x 66"L sizes)

+ 50.00

### HELP DESKS WITH RETURNS

Help desk with radius on one end, 24" x 45" return with pedestal, a round grommet at the rectangular end of work surface, and a round grommet on the end of the return, perforated modesty panel for desk work surface and return, file/file pedestal under desk, and box/box/file pedestal under the return. Models are shipped with two pedestals for field installation; one pedestal should be installed beneath the curved end of the help desk work surface and the other beneath the return work surface, as appropriate, to enable a right- or left-side return, as the customer chooses.



PRHDL3076R45			30"W x 76"L	4920.00	8	365.6	34.48		Call
PRHDL3082R45			30"W x 82"L	4945.00	8	373.2	34.70		Call

### HELP DESKS WITH PENINSULA RETURNS

Help desk with radius on one end, 24" x 45" peninsula return, a round grommet at the rectangular end of desk work surface, perforated modesty panel for desk, box/box/file pedestal under desk. Models are shipped with one pedestal for right- or left-side field installation beneath the curved end of the help desk work surface, as the customer chooses.



PRHDL3076R45P			30"W x 76"L	4920.00	8	273.5	25.62		Call
PRHDL3082R45P			30"W x 82"L	4945.00	8	281.1	25.84		Call

### L-CONFIGURATIONS DESKS WITH RETURNS

L-Configuration desk with return, box/box/file pedestal, 24" x 45" return, file/file pedestal. Models are shipped with two pedestals for field installation; one pedestal should be installed beneath the desk work surface and the other beneath the return work surface as appropriate to enable a right- or left-side return, as the customer chooses.

PRL3066R45			30"W x 66"L	4875.00	8	352.4	33.77		Call
PRL3072R45			30"W x 72"L	4900.00	8	365.9	34.34		Call

### L-CONFIGURATION DESKS WITH PENINSULA RETURNS

L-Configuration desk with peninsula return, box/box/file pedestal, 24" x 45" peninsula return with radiused end. Models are shipped with one pedestal for right- or left-side field installation beneath the desk work surface, as the customer chooses.



PRL3066R45P			30"W x 66"L	3425.00	8	260.4	24.91		Call
PRL3072R45P			30"W x 72"L	3450.00	8	273.9	25.48		Call

### SHROUDS

PRLS			Leg shroud, formed steel, for use with Parameter desks and workstations with adjustable-height feet only, field-installed.	92.00	1	2.4	0.21		100
PRPS			Pedestal shroud, formed steel, for use with Parameter desks, workstations and stand-alone pedestals with adjustable-height feet only, field-installed.	116.00	1	5.4	0.59		100

Parameter Series continued on page 140.

# OFFICE & ADMINISTRATION FURNITURE

SOLD IN FULL CARTONS ONLY

Model No.	Quick Ship	Classroom Basics	Description	Unit Price F.O.B. Warehouse	No. of Ctns. Per Unit	Unit Weight	Unit Cube	Fed. Ex.	Freight Class
-----------	------------	------------------	-------------	-----------------------------	-----------------------	-------------	-----------	----------	---------------

## PARAMETER® SERIES continued

### PEDESTALS WITH RISER BLOCKS

Fixed pedestal, adjustable-height feet. 16½"W x 24"D x 29½"H with riser blocks and locking file drawers (for side-by-side use with a Parameter desk or workstation).



PRMP1624RBBF			Box/box/file drawers.	1650.00	1	127.3	11.66		100
PRMP1624RFF			File/file drawers.	1650.00	1	122.7	11.66		100
PRMP1624RBBFC			Box/box/file drawers, twin-wheel locking casters.	1700.00	1	126.6	11.66		100
PRMP1624RFFC			File/file drawers, twin-wheel locking casters.	1700.00	1	122.0	11.66		100

### MOBILE PEDESTALS

Mobile pedestal, twin-wheel locking casters, 15¾"W x 19½"D x 26½"H, locking drawers (for use beneath the work surface of selected Parameter desks and workstations)



PRMP1620FFC			File/file drawers.	1350.00	1	82.6	8.23		100
PRMP1620BBFC			Box/box/file drawers.	1350.00	1	88.9	8.23		100

### DESKS WITH TRANSACTION STATION, ELEVATED RECTANGULAR FORWARD OVERHANG TOP, METAL SCREEN

Desk, transaction station with elevated rectangular forward overhang top and metal screen. Models are also available with a fabric or laminate screen.



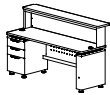
PR2448T1			24"W x 48"L desktop; 48"L transaction top, metal screen.	2200.00	9	231.6	17.09		Call
PR2460T1			24"W x 60"L desktop; 60"L transaction top, metal screen.	2300.00	9	249.3	17.62		Call

**Optional Configurations** - Available with a 4 - 6 weeks lead time unless stated otherwise.

Laminate Screen (24"W x 48"L) - Add "L" to model no. (e.g., PR2448T1L).	+ 30.00
Laminate Screen (24"W x 60"L) - Add "L" to model no. (e.g., PR2460T1L).	+ 30.00
Fabric Screen - Add "F" to model no. (e.g., PR2448T1F).	+ 500.00

### SINGLE-PEDESTAL DESKS WITH TRANSACTION STATION, ELEVATED RECTANGULAR FORWARD OVERHANG TOP, METAL SCREEN

Single-pedestal desk, transaction station with elevated rectangular forward overhang top and metal screen. Models are also available with a fabric or laminate screen.



PR2448RPT1			24"W x 48"L desktop; 48"L transaction top, right pedestal, metal screen.	3650.00	9	260.8	22.15		70
PR2448LPT1			24"W x 48"L desktop; 48"L transaction top, left pedestal, metal screen.	3650.00	9	260.8	22.15		70
PR2460RPT1			24"W x 60"L desktop; 60"L transaction top, right pedestal, metal screen.	3750.00	9	278.5	22.68		Call
PR2460LPT1			24"W x 60"L desktop; 60"L transaction top, left pedestal, metal screen.	3750.00	9	278.5	22.68		Call
PR2466RPT1			24"W x 66"L desktop; 66"L transaction top, right pedestal, metal screen.	3800.00	9	292.2	23.80		Call
PR2466LPT1			24"W x 66"L desktop; 66"L transaction top, left pedestal, metal screen.	3800.00	9	292.2	23.80		Call
PR2472RPT1			24"W x 72"L desktop; 72"L transaction top, right pedestal, metal screen.	3850.00	9	303.3	24.19		Call
PR2472LPT1			24"W x 72"L desktop; 72"L transaction top, left pedestal, metal screen.	3850.00	9	303.3	24.19		Call

**Optional Configurations** - Available with a 4 - 6 weeks lead time unless stated otherwise.

Laminate Screen (24"W x 48"L) - Add "L" to model no. (e.g., PR2448RPT1L).	+ 30.00
Laminate Screen (24"W x 60"L, 24"W x 66"L, 24"W x 72"L) - Add "L" to model no. (e.g., PR2466RPT1L).	+ 30.00
Fabric Screen - Add "F" to model no. (e.g., PR2466LPT1F).	+ 500.00



# OFFICE & ADMINISTRATION FURNITURE

SOLD IN FULL CARTONS ONLY

Model No.	Quick Ship	Classroom Basics	Description	Unit Price F.O.B. Warehouse	No. of Ctns. Per Unit	Unit Weight	Unit Cube	Fed Ex.	Freight Class
-----------	------------	------------------	-------------	-----------------------------	-----------------------	-------------	-----------	---------	---------------

## PARAMETER® SERIES continued

### DOUBLE-PEDESTAL CREDENZA DESKS WITH TRANSACTION STATION, ELEVATED RECTANGULAR FORWARD OVERHANG TOP, METAL SCREEN

Credenza desk, double-pedestal, transaction station with elevated rectangular forward overhang top and metal screen. Models are also available with a fabric or laminate screen.



PRC2460DPT1			24"W x 60"L desktop; 60"L transaction top, metal screen.	5200.00	9	307.3	27.74		Call
PRC2472DPT1			24"W x 72"L desktop; 72"L transaction top, metal screen.	5300.00	9	327.9	28.86		Call

**Optional Configurations** - Available with a 4 - 6 weeks lead time unless stated otherwise.

Laminate Screen - Add "L" to model no. (e.g., PRC2460DPT1L).				+ 30.00					
Fabric Screen - Add "F" to model no. (e.g., PRC2460DPT1F).				+ 500.00					

### HELP DESKS WITH TRANSACTION STATION, ELEVATED RECTANGULAR FORWARD OVERHANG TOP, METAL SCREEN

Help desk, with radius on one end, 24"W x 48"L return with pedestal, 48"L transaction station with elevated rectangular forward overhang top and metal screen. Models are also available with a fabric or laminate screen.



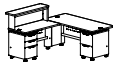
PRHDL3076RLT1			30"W x 76"L desktop; 48"L transaction top, left return, metal screen.	5370.00	11	439.0	36.08		Call
PRHDL3076RRT1			30"W x 76"L desktop; 48"L transaction top, right return, metal screen.	5370.00	11	439.0	36.08		300
PRHDL3082RLT1			30"W x 82"L desktop; 48"L transaction top, left return, metal screen.	5395.00	11	446.6	36.30		Call
PRHDL3082RRT1			30"W x 82"L desktop; 48"L transaction top, right return, metal screen.	5395.00	11	446.6	36.30		Call

**Optional Configurations** - Available with a 4 - 6 weeks lead time unless stated otherwise.

Laminate Screen - Add "L" to model no. (e.g., PRHDL3076RLT1L).				+ 30.00					
Fabric Screen - Add "F" to model no. (e.g., PRHDL3076RLT1F).				+ 500.00					

### L-CONFIGURATION DESKS WITH TRANSACTION STATION, ELEVATED RECTANGULAR FORWARD OVERHANG TOP, METAL SCREEN

L-Configuration desk with return, 24"W x 48"L return with pedestal, 48"L transaction station with elevated rectangular forward overhang top and metal screen. Models are also available with a fabric or laminate screen.



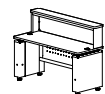
PRL3066RLT1			30"W x 66"L desktop; 48"L transaction top, left return, metal screen.	5325.00	12	431.8	35.81		Call
PRL3066RRT1			30"W x 66"L desktop; 48"L transaction top, right return, metal screen.	5850.00	11	425.9	35.37		150
PRL3072RLT1			30"W x 72"L desktop; 48"L transaction top, left return, metal screen.	5350.00	11	439.4	35.94		300
PRL3072RRT1			30"W x 72"L desktop; 48"L transaction top, right return, metal screen.	5875.00	11	439.4	35.94		85

**Optional Configurations** - Available with a 4 - 6 weeks lead time unless stated otherwise.

Laminate Screen - Add "L" to model no. (e.g., PRL3066RLT1L).				+ 30.00					
Fabric Screen - Add "F" to model no. (e.g., PRL3066RLT1F).				+ 500.00					

### DESKS WITH TRANSACTION STATION, ELEVATED RECTANGLE FLUSH MOUNT TOP, METAL SCREEN

Transaction station with elevated rectangular flush mount top and metal screen. Models are also available with a fabric or laminate screen.



PR2448T2			24"W x 48"L desktop; 48"L transaction top, metal screen.	2200.00	9	225.9	16.94		70
PR2460T2			24"W x 60"L desktop; 60"L transaction top, metal screen.	2300.00	9	242.2	17.43		Call

**Optional Configurations** - Available with a 4 - 6 weeks lead time unless stated otherwise.

Laminate Screen (24"W x 48"L) - Add "L" to model no. (e.g., PR2448T2L).				+ 30.00					
Laminate Screen (24"W x 60"L) - Add "L" to model no. (e.g., PR2460T2L).				+ 30.00					
Fabric Screen - Add "F" to model no. (e.g., PR2448T2F).				+ 500.00					

Parameter Series continued on page 142.

# OFFICE & ADMINISTRATION FURNITURE

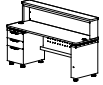
SOLD IN FULL CARTONS ONLY

Model No.	Quick Ship	Classroom Basics	Description	Unit Price F.O.B. Warehouse	No. of Ctns. Per Unit	Unit Weight	Unit Cube	Fed. Ex.	Freight Class
-----------	------------	------------------	-------------	-----------------------------	-----------------------	-------------	-----------	----------	---------------

## PARAMETER® SERIES continued

### SINGLE-PEDESTAL DESKS WITH TRANSACTION STATION, ELEVATED RECTANGLE FLUSH MOUNT TOP, METAL SCREEN

Single-pedestal desk, transaction station with elevated rectangular flush mount top and metal screen. Models are also available with a fabric or laminate screen.



PR2448RPT2			24"W x 48"L desktop; 48"L transaction top, right pedestal, metal screen.	3650.00	9	255.1	22.00		Call
PR2448LPT2			24"W x 48"L desktop; 48"L transaction top, left pedestal, metal screen.	3650.00	9	255.1	22.00		Call
PR2460RPT2			24"W x 60"L desktop; 60"L transaction top, right pedestal, metal screen.	3750.00	9	271.4	22.49		Call
PR2460LPT2			24"W x 60"L desktop; 60"L transaction top, left pedestal, metal screen.	3750.00	9	271.4	22.49		Call
PR2466RPT2			24"W x 66"L desktop; 66"L transaction top, right pedestal, metal screen.	3800.00	9	284.4	23.59		Call
PR2466LPT2			24"W x 66"L desktop; 66"L transaction top, left pedestal, metal screen.	3800.00	9	284.4	23.59		Call
PR2472RPT2			24"W x 72"L desktop; 72"L transaction top, right pedestal, metal screen.	3850.00	9	294.8	23.97		300
PR2472LPT2			24"W x 72"L desktop; 72"L transaction top, left pedestal, metal screen.	3850.00	9	294.8	23.97		300

**Optional Configurations** - Available with a 4 - 6 weeks lead time unless stated otherwise.

Laminate Screen (24"W x 48"L) - Add "L" to model no. (e.g., PR2448RPT2L).	+ 30.00	
Laminate Screen (24"W x 60"L, 24"W x 66"L, 24"W x 72"L) - Add "L" to model no. (e.g., PR2460RPT2L).	+ 30.00	
Fabric Screen - Add "F" to model no. (e.g., PR2472RPT2F).	+ 500.00	

### DOUBLE-PEDESTAL CREDENZA DESKS WITH TRANSACTION STATION, ELEVATED RECTANGLE FLUSH MOUNT TOP, METAL SCREEN

Double-pedestal credenza desk, transaction station with elevated rectangular flush mount top and metal screen. Models are also available with a fabric or laminate screen.



PRC2460DPT2			24"W x 60"L desktop; 60"L transaction top, metal screen.	5200.00	9	300.2	27.55		Call
PRC2472DPT2			24"W x 72"L desktop; 72"L transaction top, metal screen.	5300.00	9	313.4	28.64		150

**Optional Configurations** - Available with a 4 - 6 weeks lead time unless stated otherwise.

Laminate Screen - Add "L" to model no. (e.g., PRC2460DPT2L).	+ 30.00	
Fabric Screen - Add "F" to model no. (e.g., PRC2460DPT2F).	+ 500.00	

### HELP DESKS WITH TRANSACTION STATION, ELEVATED RECTANGLE FLUSH MOUNT TOP, METAL SCREEN

Help desk with radius on one end, 24"W x 48"L return with pedestal, 48"L transaction station with elevated rectangular flush mount top and metal screen. Models are also available with a fabric or laminate screen.



PRHDL3076RLT2			30"W x 76"L desktop; 48"L transaction top, left return, metal screen.	5370.00	11	433.3	35.93		Call
PRHDL3076RRT2			30"W x 76"L desktop; 48"L transaction top, right return, metal screen.	5370.00	11	433.3	35.93		Call
PRHDL3082RLT2			30"W x 82"L desktop; 48"L transaction top, left return, metal screen.	5395.00	11	440.9	36.15		Call
PRHDL3082RRT2			30"W x 82"L desktop; 48"L transaction top, right return, metal screen.	5395.00	11	440.9	36.15		Call

**Optional Configurations** - Available with a 4 - 6 weeks lead time unless stated otherwise.

Laminate Screen - Add "L" to model no. (e.g., PRHDL3076RRT2L).	+ 30.00	
Fabric Screen - Add "F" to model no. (e.g., PRHDL3076RLT2F).	+ 500.00	

### L-CONFIGURATION DESK WITH TRANSACTION STATION, ELEVATED RECTANGLE FLUSH MOUNT TOP, METAL SCREEN

L-Configuration desk with return, 24"W x 48"L return with pedestal, 48"L transaction station with elevated rectangular flush mount top and metal screen. Models are also available with a fabric or laminate screen.



PRL3066RLT2			30"W x 66"L desktop; 48"L transaction top, left return, metal screen.	5325.00	11	420.2	35.22		150
PRL3066RRT2			30"W x 66"L desktop; 48"L transaction top, right return, metal screen.	5850.00	11	420.2	35.22		150
PRL3072RLT2			30"W x 72"L desktop; 48"L transaction top, left return, metal screen.	5350.00	11	433.7	35.79		300
PRL3072RRT2			30"W x 72"L desktop; 48"L transaction top, right return, metal screen.	5875.00	11	433.7	35.79		150

**Optional Configurations** - Available with a 4 - 6 weeks lead time unless stated otherwise.

Laminate Screen - Add "L" to model no. (e.g., PRHDL3076RRT2L).	+ 30.00	
Fabric Screen - Add "F" to model no. (e.g., PRHDL3076RLT2F).	+ 500.00	



Products on this page are Greenguard® certified.

Virco®

# OFFICE & ADMINISTRATION FURNITURE

SOLD IN FULL CARTONS ONLY

Model No.	Quick Ship	Classroom Basics	Description	Unit Price F.O.B. Warehouse	No. of Ctns. Per Unit	Unit Weight	Unit Cube	Fed Ex.	Freight Class
-----------	------------	------------------	-------------	-----------------------------	-----------------------	-------------	-----------	---------	---------------

## PARAMETER® SERIES continued

### DESKS WITH TRANSACTION STATION, ELEVATED RIGHT HAND MONITOR RECESS TOP, METAL SCREEN

Desk, transaction station with elevated right hand monitor recess top and metal screen. Models are also available with a fabric or laminate screen.



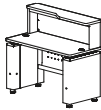
PR2448T3			24"W x 48"L desktop; 48"L transaction top, metal screen.	2200.00	9	235.3	17.26		Call
PR2460T3			24"W x 60"L desktop; 60"L transaction top, metal screen.	2300.00	9	253.4	17.83		300

**Optional Configurations** - Available with a 4 - 6 weeks lead time unless stated otherwise.

Laminate Screen (24"W x 48"L) - Add "L" to model no. (e.g., PR2448T3L).	+ 30.00	
Laminate Screen (24"W x 60"L) - Add "L" to model no. (e.g., PR2460T3L).	+ 30.00	
Fabric Screen - Add "F" to model no. (e.g., PR2448T3F).	+ 500.00	

### DESKS WITH TRANSACTION STATION, ELEVATED LEFT HAND MONITOR RECESS TOP, METAL SCREEN

Desk, transaction station with elevated left hand monitor recess top and metal screen. Models are also available with a fabric or laminate screen.



PR2448T4			24"W x 48"L desktop; 48"L transaction top, metal screen.	2200.00	9	235.3	17.26		150
PR2460T4			24"W x 60"L desktop; 60"L transaction top, metal screen.	2300.00	9	253.4	17.83		Call

**Optional Configurations** - Available with a 4 - 6 weeks lead time unless stated otherwise.

Laminate Screen (24"W x 48"L) - Add "L" to model no. (e.g., PR2448T4L).	+ 30.00	
Laminate Screen (24"W x 60"L) - Add "L" to model no. (e.g., PR2460T4L).	+ 30.00	
Fabric Screen - Add "F" to model no. (e.g., PR2448T4F).	+ 500.00	

### SINGLE-PEDESTAL DESKS WITH TRANSACTION STATION, ELEVATED RIGHT HAND MONITOR RECESS TOP, METAL SCREEN

Single-pedestal desk, transaction station with elevated right hand monitor recess top and metal screen. Models are also available with a fabric or laminate screen.



PR2448RPT3			24"W x 48"L desktop; 48"L transaction top, single pedestal right, metal screen.	3650.00	9	264.5	22.32		Call
PR2448LPT3			24"W x 48"L desktop; 48"L transaction top, single pedestal left, metal screen.	3650.00	9	264.5	22.32		Call
PR2460RPT3			24"W x 60"L desktop; 60"L transaction top, single pedestal right, metal screen.	3750.00	9	282.6	22.89		Call
PR2460LPT3			24"W x 60"L desktop; 60"L transaction top, single pedestal left, metal screen.	3750.00	9	282.6	22.89		Call
PR2466RPT3			24"W x 66"L desktop; 66"L transaction top, single pedestal right, metal screen.	3800.00	9	296.4	24.03		Call
PR2466LPT3			24"W x 66"L desktop; 66"L transaction top, single pedestal left, metal screen.	3800.00	9	296.4	24.03		70
PR2472RPT3			24"W x 72"L desktop; 72"L transaction top, single pedestal right, metal screen.	3850.00	9	307.7	24.45		150
PR2472LPT3			24"W x 72"L desktop; 72"L transaction top, single pedestal left, metal screen.	3850.00	9	307.7	24.45		300

**Optional Configurations** - Available with a 4 - 6 weeks lead time unless stated otherwise.

Laminate Screen (24"W x 48"L) - Add "L" to model no. (e.g., PR2448RPT3L).	+ 30.00	
Laminate Screen (24"W x 60"L, 24"W x 66"L, 24"W x 72"L) - Add "L" to model no. (e.g., PR2460RPT3L).	+ 30.00	
Fabric Screen - Add "F" to model no. (e.g., PR2448RPT3F).	+ 500.00	

Parameter Series continued on page 144.

# OFFICE & ADMINISTRATION FURNITURE

SOLD IN FULL CARTONS ONLY

Model No.	Quick Ship	Classroom Basics	Description	Unit Price F.O.B. Warehouse	No. of Ctns. Per Unit	Unit Weight	Unit Cube	Fed Ex.	Freight Class
-----------	------------	------------------	-------------	-----------------------------	-----------------------	-------------	-----------	---------	---------------

## PARAMETER® SERIES continued

### SINGLE-PEDESTAL DESKS WITH TRANSACTION STATION, ELEVATED LEFT HAND MONITOR RECESS TOP, METAL SCREEN

Single-pedestal desk, transaction station with elevated left hand monitor recess top and metal screen. Models are also available with a fabric or laminate screen.



PR2448RPT4			24"W x 48"L desktop; 48"L transaction top, single pedestal right, metal screen.	3650.00	9	264.5	22.32		Call
PR2448LPT4			24"W x 48"L desktop; 48"L transaction top, single pedestal left, metal screen.	3650.00	9	264.5	22.32		70
PR2460RPT4			24"W x 60"L desktop; 60"L transaction top, single pedestal right, metal screen.	3750.00	9	282.6	22.89		Call
PR2460LPT4			24"W x 60"L desktop; 60"L transaction top, single pedestal left, metal screen.	3750.00	9	282.6	22.89		Call
PR2466RPT4			24"W x 66"L desktop; 66"L transaction top, single pedestal right, metal screen.	3800.00	9	296.4	24.03		70
PR2466LPT4			24"W x 66"L desktop; 66"L transaction top, single pedestal left, metal screen.	3800.00	9	296.4	24.03		Call
PR2472RPT4			24"W x 72"L desktop; 72"L transaction top, single pedestal right, metal screen.	3850.00	9	307.7	24.45		300
PR2472LPT4			24"W x 72"L desktop; 72"L transaction top, single pedestal left, metal screen.	3850.00	9	307.7	24.45		Call

**Optional Configurations** - Available with a 4 - 6 weeks lead time unless stated otherwise.

Laminate Screen (24"W x 48"L) - Add "L" to model no. (e.g., PR2448RPT4L).	+ 30.00	
Laminate Screen (24"W x 60"L, 24"W x 66"L, 24"W x 72"L) - Add "L" to model no. (e.g., PR2460RPT4L).	+ 30.00	
Fabric Screen - Add "F" to model no. (e.g., PR2472RPT4F).	+ 500.00	

### DOUBLE-PEDESTAL CREDENZA DESKS WITH TRANSACTION STATION, ELEVATED RIGHT HAND MONITOR RECESS TOP, METAL SCREEN

Credenza desk, double-pedestal, transaction station with elevated right hand monitor recess top and metal screen. Models are also available with a fabric or laminate screen.



PRC2460DPT3			24"W x 60"L desktop; 60"L transaction top, metal screen.	5200.00	9	311.4	27.95		Call
PRC2472DPT3			24"W x 72"L desktop; 72"L transaction top, metal screen.	5300.00	9	332.3	29.12		300

**Optional Configurations** - Available with a 4 - 6 weeks lead time unless stated otherwise.

Laminate Screen - Add "L" to model no. (e.g., PRC2460DPT3L).	+ 30.00	
Fabric Screen - Add "F" to model no. (e.g., PRC2460DPT3F).	+ 500.00	

### DOUBLE-PEDESTAL CREDENZA DESKS WITH TRANSACTION STATION, ELEVATED LEFT HAND MONITOR RECESS TOP, METAL SCREEN

Credenza desk, double-pedestal, transaction station with elevated left hand monitor recess top and metal screen. Models are also available with a fabric or laminate screen.



PRC2460DPT4			24"W x 60"L desktop; 60"L transaction top, metal screen.	5200.00	9	311.4	27.95		Call
PRC2472DPT4			24"W x 72"L desktop; 72"L transaction top, metal screen.	5300.00	9	332.3	29.12		150

**Optional Configurations** - Available with a 4 - 6 weeks lead time unless stated otherwise.

Laminate Screen - Add "L" to model no. (e.g., PRC2460DPT4L).	+ 30.00	
Fabric Screen - Add "F" to model no. (e.g., PRC2460DPT4F).	+ 500.00	



# OFFICE & ADMINISTRATION FURNITURE

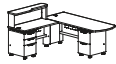
SOLD IN FULL CARTONS ONLY

Model No.	Quick Ship	Classroom Basics	Description	Unit Price F.O.B. Warehouse	No. of Ctns. Per Unit	Unit Weight	Unit Cube	Fed Ex.	Freight Class
-----------	------------	------------------	-------------	-----------------------------	-----------------------	-------------	-----------	---------	---------------

## PARAMETER® SERIES continued

### HELP DESKS WITH TRANSACTION STATION, ELEVATED RIGHT HAND MONITOR RECESS TOP, METAL SCREEN

Help desk with radius on one end, 24"W x 48"L return with pedestal, 48"L transaction station with elevated right hand monitor recess top and metal screen. Models are also available with a fabric or laminate screen.



PRHDL3076RLT3			30"W x 76"L desktop; 48"L transaction top, left return, metal screen.	5370.00	11	442.8	36.25		Call
PRHDL3076RRT3			30"W x 76"L desktop; 48"L transaction top, right return, metal screen.	5370.00	11	442.8	36.25		300
PRHDL3082RLT3			30"W x 82"L desktop; 48"L transaction top, left return, metal screen.	5395.00	11	450.4	36.47		300
PRHDL3082RRT3			30"W x 82"L desktop; 48"L transaction top, right return, metal screen.	5395.00	11	450.4	36.47		Call

**Optional Configurations** - Available with a 4 - 6 weeks lead time unless stated otherwise.

Laminate Screen - Add "L" to model no. (e.g., PRHDL3076RLT3L).

+ 30.00

Fabric Screen - Add "F" to model no. (e.g., PRHDL3076RLT3F).

+ 500.00

### HELP DESKS WITH TRANSACTION STATION, ELEVATED LEFT HAND MONITOR RECESS TOP, METAL SCREEN

Help desk with radius on one end, 24"W x 48"L return with pedestal, 48"L transaction station with elevated left hand monitor recess top and metal screen. Models are also available with a fabric or laminate screen.



PRHDL3076RLT4			30"W x 76"L desktop; 48"L transaction top, left return, metal screen.	5370.00	11	442.8	36.25		150
PRHDL3076RRT4			30"W x 76"L desktop; 48"L transaction top, right return, metal screen.	5370.00	11	442.8	36.25		300
PRHDL3082RLT4			30"W x 82"L desktop; 48"L transaction top, left return, metal screen.	5395.00	11	450.4	36.47		150
PRHDL3082RRT4			30"W x 82"L desktop; 48"L transaction top, right return, metal screen.	5395.00	11	450.4	36.47		Call

**Optional Configurations** - Available with a 4 - 6 weeks lead time unless stated otherwise.

Laminate Screen - Add "L" to model no. (e.g., PRHDL3076RLT4L).

+ 30.00

Fabric Screen - Add "F" to model no. (e.g., PRHDL3076RLT4F).

+ 500.00

### L-CONFIGURATION DESKS WITH TRANSACTION STATION, ELEVATED RIGHT HAND MONITOR RECESS TOP, METAL SCREEN

L-Configuration desk with return, 24"W x 48"L return with pedestal, 48"L transaction station with elevated right hand monitor recess top and metal screen. Models are also available with a fabric or laminate screen.



PRL3066RLT3			30"W x 66"L desktop; 48"L transaction top, left return, metal screen.	5325.00	11	429.7	4.70		Call
PRL3066RRT3			30"W x 66"L desktop; 48"L transaction top, right return, metal screen.	5850.00	11	429.7	35.54		150
PRL3072RLT3			30"W x 72"L desktop; 48"L transaction top, left return, metal screen.	5350.00	11	443.1	36.12		300
PRL3072RRT3			30"W x 72"L desktop; 48"L transaction top, right return, metal screen.	5875.00	11	443.1	36.12		300

**Optional Configurations** - Available with a 4 - 6 weeks lead time unless stated otherwise.

Laminate Screen - Add "L" to model no. (e.g., PRL3066RLT3L).

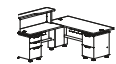
+ 30.00

Fabric Screen - Add "F" to model no. (e.g., PRL3066RLT3F).

+ 500.00

### L-CONFIGURATION DESKS WITH TRANSACTION STATION, ELEVATED LEFT HAND MONITOR RECESS TOP, METAL SCREEN

L-Configuration desk with return, 24"W x 48"L return with pedestal, 48"L transaction station with elevated left hand monitor recess top and metal screen. Models are also available with a fabric or laminate screen.



PRL3066RLT4			30"W x 66"L desktop; 48"L transaction top, left return, metal screen.	5325.00	11	429.7	35.54		Call
PRL3066RRT4			30"W x 66"L desktop; 48"L transaction top, right return, metal screen.	5850.00	11	429.7	35.54		300
PRL3072RLT4			30"W x 72"L desktop; 48"L transaction top, left return, metal screen.	5350.00	11	443.1	36.12		300
PRL3072RRT4			30"W x 72"L desktop; 48"L transaction top, right return, metal screen.	5875.00	11	443.1	36.12		85

**Optional Configurations** - Available with a 4 - 6 weeks lead time unless stated otherwise.

Laminate Screen - Add "L" to model no. (e.g., PRL3066RLT4L).

+ 30.00

Fabric Screen - Add "F" to model no. (e.g., PRL3066RLT4F).

+ 500.00

Parameter Series continued on page 146.

# OFFICE & ADMINISTRATION FURNITURE

SOLD IN FULL CARTONS ONLY

Model No.	Quick Ship	Classroom Basics	Description	Unit Price F.O.B. Warehouse	No. of Ctns. Per Unit	Unit Weight	Unit Cube	Fed. Ex.	Freight Class
-----------	------------	------------------	-------------	-----------------------------	-----------------------	-------------	-----------	----------	---------------

## PARAMETER® SERIES continued

### DESKS WITH TRANSACTION STATION, ELEVATED CRESCENT TOP, METAL SCREEN

Desk, transaction station with elevated crescent top and metal screen. Models are also available with a fabric or laminate screen.



PR2448T5			24"W x 48"L desktop; 48"L transaction top, metal screen.	2200.00	9	235.2	17.26		Call
PR2460T5			24"W x 60"L desktop; 60"L transaction top, metal screen.	2300.00	9	253.7	17.83		Call

**Optional Configurations** - Available with a 4 - 6 weeks lead time unless stated otherwise.

Laminate Screen (24"W x 48"L) - Add "L" to model no. (e.g., PR2448T5L).	+ 30.00	
Laminate Screen (24"W x 60"L) - Add "L" to model no. (e.g., PR2460T5L).	+ 30.00	
Fabric Screen - Add "F" to model no. (e.g., PR2448T5F).	+ 500.00	

### SINGLE-PEDESTAL DESKS WITH TRANSACTION STATION, ELEVATED CRESCENT TOP, METAL SCREEN

Single-pedestal desk, transaction station with elevated crescent top and metal screen. Models are also available with a fabric or laminate screen.



PR2448RPT5			24"W x 48"L desktop; 48"L transaction top, right pedestal, metal screen.	3650.00	9	264.4	22.32		Call
PR2448LPT5			24"W x 48"L desktop; 48"L transaction top, left pedestal, metal screen.	3650.00	9	264.4	22.32		Call
PR2460RPT5			24"W x 60"L desktop; 60"L transaction top, right pedestal, metal screen.	3750.00	9	282.9	22.89		Call
PR2460LPT5			24"W x 60"L desktop; 60"L transaction top, left pedestal, metal screen.	3750.00	9	282.9	22.89		Call
PR2466RPT5			24"W x 66"L desktop; 66"L transaction top, right pedestal, metal screen.	3800.00	9	296.9	24.03		Call
PR2466LPT5			24"W x 66"L desktop; 66"L transaction top, left pedestal, metal screen.	3800.00	9	296.9	24.03		70
PR2472RPT5			24"W x 72"L desktop; 72"L transaction top, right pedestal, metal screen.	3850.00	9	308.4	24.45		Call
PR2472LPT5			24"W x 72"L desktop; 72"L transaction top, left pedestal, metal screen.	3850.00	9	308.4	24.45		Call

**Optional Configurations** - Available with a 4 - 6 weeks lead time unless stated otherwise.

Laminate Screen (24"W x 48"L) - Add "L" to model no. (e.g., PR2448RPT5L).	+ 30.00	
Laminate Screen (24"W x 60"L, 24"W x 66"L, 24"W x 72"L) - Add "L" to model no. (e.g., PR2472RPT5L).	+ 30.00	
Fabric Screen - Add "F" to model no. (e.g., PR2472LPT5F).	+ 500.00	

### DOUBLE-PEDESTAL CREDENZA DESKS WITH TRANSACTION STATION, ELEVATED CRESCENT TOP, METAL SCREEN

Credenza desk, double-pedestal, transaction station with elevated crescent top and metal screen. Models are also available with a fabric or laminate screen.



PRC2460DPT5			24"W x 60"L desktop; 60"L transaction top, metal screen.	5200.00	9	311.7	27.95		300
PRC2472DPT5			24"W x 72"L desktop; 72"L transaction top, metal screen.	5300.00	9	333.0	29.12		300

**Optional Configurations** - Available with a 4 - 6 weeks lead time unless stated otherwise.

Laminate Screen - Add "L" to model no. (e.g., PRC2472DPT5L).	+ 30.00	
Fabric Screen - Add "F" to model no. (e.g., PRC2460DPT5F).	+ 500.00	

### HELP DESKS WITH TRANSACTION STATION, ELEVATED CRESCENT TOP, METAL SCREEN

Help desk with return, with radius on one end, 24"W x 48"L return with pedestal, 48"L transaction station with elevated crescent top and metal screen. Models are also available with a fabric or laminate screen.



PRHDL3076RLT5			30"W x 76"L desktop; 48"L transaction top, left return, metal screen.	5370.00	11	442.6	36.25		300
PRHDL3076RRT5			30"W x 76"L desktop; 48"L transaction top, right return, metal screen.	5370.00	11	442.6	36.25		150
PRHDL3082RLT5			30"W x 82"L desktop; 48"L transaction top, left return, metal screen.	5395.00	11	450.3	36.47		300
PRHDL3082RRT5			30"W x 82"L desktop; 48"L transaction top, right return, metal screen.	5395.00	11	450.3	36.47		300

**Optional Configurations** - Available with a 4 - 6 weeks lead time unless stated otherwise.

Laminate Screen - Add "L" to model no. (e.g., PRHDL3076RLT5L).	+ 30.00	
Fabric Screen - Add "F" to model no. (e.g., PRHDL3076RLT5F).	+ 500.00	





# OFFICE & ADMINISTRATION FURNITURE

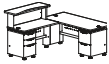
SOLD IN FULL CARTONS ONLY

Model No.	Quick Ship	Classroom Basics	Description	Unit Price F.O.B. Warehouse	No. of Ctns. Per Unit	Unit Weight	Unit Cube	Fed. Ex.	Freight Class
-----------	------------	------------------	-------------	-----------------------------	-----------------------	-------------	-----------	----------	---------------

## PARAMETER® SERIES continued

### L-CONFIGURATION DESKS WITH TRANSACTION STATION, ELEVATED CRESCENT TOP, METAL BACK

L-Configuration desk with return, 24"W x 48"L return, 48"L transaction station with elevated crescent top and metal screen. Models are also available with a fabric or laminate screen.



PRL3066RLT5			30"W x 66"L desktop; 48"L transaction top, left return, metal screen.	5325.00	11	429.5	35.54		Call
PRL3066RRT5			30"W x 66"L desktop; 48"L transaction top, right return, metal screen.	5850.00	11	429.5	35.54		Call
PRL3072RLT5			30"W x 72"L desktop; 48"L transaction top, left return, metal screen.	5350.00	11	443.0	36.12		300
PRL3072RRT5			30"W x 72"L desktop; 48"L transaction top, right return, metal screen.	5875.00	11	443.0	36.12		300

**Optional Configurations** - Available with a 4 - 6 weeks lead time unless stated otherwise.

Laminate Screen - Add "L" to model no. (e.g., PRL3066RLT5L).

+ 30.00

Fabric Screen - Add "F" to model no. (e.g., PRL3066RLT5F).

+ 500.00

### DESKS, OVERHEAD UNIT

Desk, overhead unit with no screen. Models can be outfitted with an optional laminate screen, metal screen, metal screen with WorkRail or fabric screen; model numbers for optional screen are shown on page 148 of this document.



PR24480			24"W x 48"L, overhead unit with one door.	3000.00	7	268.7	20.37		Call
PR24600			24"W x 60"L, overhead unit with two doors.	3100.00	7	300.7	22.28		Call

### SINGLE-PEDESTAL DESKS, OVERHEAD UNIT

Single-pedestal desk, overhead unit with no screen, box/box/file. Models can be outfitted with an optional laminate screen, metal screen, metal screen with WorkRail or fabric screen; model numbers for optional screen are shown on page 148 of this document.



PR2448RPO			24"W x 48"L, right pedestal, overhead unit with one door.	4450.00	7	293.9	25.08		Call
PR2448LPO			24"W x 48"L, left pedestal, overhead unit with one door.	4350.00	7	293.9	25.08		Call
PR2460RPO			24"W x 60"L, right pedestal, overhead unit with two doors.	4550.00	7	325.6	26.95		Call
PR2460LPO			24"W x 60"L, left pedestal, overhead unit with two doors.	4550.00	7	325.6	29.95		Call
PR2466RPO			24"W x 66"L, right pedestal, overhead unit with two doors.	4600.00	7	335.9	28.00		Call
PR2466LPO			24"W x 66"L, left pedestal, overhead unit with two doors.	4600.00	7	335.9	28.00		Call
PR2472RPO			24"W x 72"L, right pedestal, overhead unit with two doors.	4650.00	7	350.5	28.76		Call
PR2472LPO			24"W x 72"L, left pedestal, overhead unit with two doors.	4650.00	7	350.5	28.76		Call

### DOUBLE-PEDESTAL CREDENZA DESKS, OVERHEAD UNIT WITH TWO DOORS

Double-pedestal credenza desk, overhead unit with no screen, two doors, box/box/file and file/file pedestals with lock. Models can be outfitted with an optional laminate screen, metal screen, metal screen with WorkRail or fabric screen; model numbers for optional screen are shown on page 148 of this document.



PRC2460DPO			24"W x 60"L.	6000.00	7	350.3	31.65		Call
PRC2472DPO			24"W x 72"L.	6100.00	7	375.1	33.43		Call

### HELP DESKS, OVERHEAD UNIT WITH ONE DOOR

Help desk with radius on one end, 24"W x 48"L return with pedestal, 48"L overhead unit with no screen, one door, a round grommet at the rectangular end of top, and a round grommet on the end of the return, perforated modesty panel for desk top and return, file/file under desk, and box/box/file pedestal under the return. Models can be outfitted with an optional laminate screen, metal screen, metal screen with WorkRail or fabric screen; model numbers for optional screen are shown on page 148 of this document.



PRHDL3076RLO			30"W x 76"L, left return	6070.00	10	482.1	39.81		Call
PRHDL3076RRO			30"W x 76"L, right return	6595.00	10	482.1	39.81		Call
PRHDL3082RLO			30"W x 82"L, left return	6095.00	10	489.8	40.03		Call
PRHDL3082RRO			30"W x 82"L, right return	6620.00	10	489.8	40.03		300

Parameter Series continued on page 148.



# OFFICE & ADMINISTRATION FURNITURE

SOLD IN FULL CARTONS ONLY

Model No.	Quick Ship	Classroom Basics	Description	Unit Price F.O.B. Warehouse	No. of Ctns. Per Unit	Unit Weight	Unit Cube	Fed. Ex.	Freight Class
-----------	------------	------------------	-------------	-----------------------------	-----------------------	-------------	-----------	----------	---------------

## PARAMETER® SERIES continued

### L-CONFIGURATION, OVERHEAD UNITS WITH ONE DOOR

L-Configuration desk with return, 24"W x 48"L return, 48"L overhead unit with no screen, one door, box/box/file, file/file. Models can be outfitted with an optional laminate screen, metal screen, metal screen with WorkRail or fabric screen; model numbers for optional screen are shown on page 148 of this document.



PRL3066RLO			30"W x 66"L, left return	6025.00	10	469.0	39.10		Call
PRL3066RRO			30"W x 66"L, right return	6550.00	10	469.0	39.10		Call
PRL3072RLO			30"W x 72"L, left return	6050.00	10	482.5	39.67		Call
PRL3072RRO			30"W x 72"L, right return	6575.00	10	482.5	39.67		Call

### LAMINATE SCREENS (FOR DESKS AND WORKSTATIONS WITH OVERHEAD UNITS)

PROSL48			48" laminate screen, high-pressure laminate surface on both sides.	195.00	1	22.7	0.77		70
PROSL60			60" laminate screen, high-pressure laminate surface on both sides.	220.00	1	28.8	0.97		70
PROSL66			66" laminate screen, high-pressure laminate surface on both sides.	255.00	1	31.8	1.07		70
PROSL72			72" laminate screen, high-pressure laminate surface on both sides.	280.00	1	34.9	1.17		70

### METAL SCREENS (FOR DESKS AND WORKSTATIONS WITH OVERHEAD UNITS)

PROSM48			48" metal screen.	165.00	1	15.6	0.77		70
PROSM60			60" metal screen.	190.00	1	19.7	0.97		70
PROSM66			66" metal screen.	225.00	1	21.8	1.07		70
PROSM72			72" metal screen.	250.00	1	23.8	1.17		70

### METAL SCREENS WITH WORKRAILS (FOR DESKS AND WORKSTATIONS WITH OVERHEAD UNITS)

PROSMW48			48" metal screen with WorkRail.	185.00	1	21.1	0.77		70
PROSMW60			60" metal screen with WorkRail.	210.00	1	26.7	0.97		70
PROSMW66			66" metal screen with WorkRail.	245.00	1	29.5	1.07		70
PROSMW72			72" metal screen with WorkRail.	378.00	1	32.2	1.17		70

### FABRIC SCREENS (FOR DESKS AND WORKSTATIONS WITH OVERHEAD UNITS)

PROSF48			48" fabric screen.	665.00	1	17.8	0.77	*	70
PROSF60			60" fabric screen.	690.00	1	22.6	0.97	*	85
PROSF66			66" fabric screen.	725.00	1	25.0	1.07	*	85
PROSF72			72" fabric screen.	750.00	1	27.4	1.17	*	70

### L-CONFIGURATION CURVED-CORNER HELP DESKS

L-Configuration curved-corner help desk with curved-corner return, 1 1/8" laminated curved-corner help desk work surface with radius on one end, 1 grommet at the rectangular end of the work surface, file/file, 24" x 39" x 1 1/8" laminated curved-corner return work surface, 1 grommet, box/box/file.



PRHDL3076CR39L			30"W x 76"L, left return.	4920.00	9	369.2	34.42		Call
PRHDL3076CR39R			30"W x 76"L, right return.	4920.00	8	366.8	34.32		300
PRHDL3082CR39L			30"W x 82"L, left return.	4945.00	9	376.4	34.42		Call
PRHDL3082CR39R			30"W x 82"L, right return.	4945.00	8	396.4	33.74		Call



# OFFICE & ADMINISTRATION FURNITURE

SOLD IN FULL CARTONS ONLY

Model No.	Quick Ship	Classroom Basics	Description	Unit Price F.O.B. Warehouse	No. of Ctns. Per Unit	Unit Weight	Unit Cube	Fed Ex.	Freight Class
-----------	------------	------------------	-------------	-----------------------------	-----------------------	-------------	-----------	---------	---------------

## PARAMETER® SERIES continued

### L-CONFIGURATION NOTCHED-CORNER HELP DESKS

L-Configuration notched-corner help desk with notched-corner return, 1/8" laminated notched-corner help desk work surface with radius on one end, 1 grommet at the rectangular end of the work surface, file/file, 24" x 39" x 1/8" laminated notched-corner return work surface, 1 grommet, box/box/file.



PRHDL3076NR39L			30"W x 76"L, left return.	4920.00	8	388.5	33.74		300
PRHDL3076NR39R			30"W x 76"L, right return.	4920.00	8	388.5	33.74		85
PRHDL3082NR39L			30"W x 82"L, left return.	4945.00	8	395.7	33.74		Call
PRHDL3082NR39R			30"W x 82"L, right return.	4945.00	8	395.7	33.74		Call

### L-CONFIGURATION CURVED-CORNER DESKS

L-Configuration notched-corner desk with notched-corner return, 1/8" laminated notched-corner desk work surface, 1 grommet at each end of the work surface, file/file, 24" x 39" x 1/8" laminated notched-corner return work surface, 1 grommet, box/box/file.



PRL3066CR39L			30"W x 66"L, left return.	4875.00	8	379.8	33.96		70
PRL3066CR39R			30"W x 66"L, right return.	4875.00	8	379.8	33.96		Call
PRL3072CR39L			30"W x 72"L, left return.	4900.00	9	367.0	34.65		Call
PRL3072CR39R			30"W x 72"L, right return.	4900.00	9	367.0	34.65		Call

### L-CONFIGURATION NOTCHED-CORNER DESKS

L-Configuration notched-corner desk with side notched-corner return, 1/8" laminated notched-corner desk work surface, 1 grommet at each end of the work surface, file/file, 24" x 39" x 1/8" laminated notched-corner return work surface, 1 grommet, box/box/file.



PRL3066NR39L			30"W x 66"L, left return.	4875.00	8	379.1	33.96		300
PRL3066NR39R			30"W x 66"L, right return.	4875.00	8	379.1	33.96		300
PRL3072NR39L			30"W x 72"L, left return.	4900.00	8	386.3	33.96		300
PRL3072NR39R			30"W x 72"L, right return.	4900.00	8	386.3	33.96		300

### L-CONFIGURATION NO-PEDESTAL DESKS

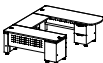
L-Configuration no-pedestal desk with return, 1/8" laminated desk work surface, 1 grommet at each end of the work surface, 24" x 45" x 1/8" laminated return work surface, 1 grommet, box/box/file. Models are shipped with one pedestal for right- or left-side field installation beneath the return work surface, as the customer chooses.



PRL3066NPR45			30"W x 66"L.	4875.00	8	287.0	23.57		Call
PRL3072NPR45			30"W x 72"L.	4900.00	8	300.7	24.14		70

### U-CONFIGURATION HELP DESK

U-Configuration help desk with bridge and second desk, 30" x 82" help desk work surface with radius on one end, 24" x 45" bridge work surface, 24" x 72" second desk work surface, 1/8" laminated work surfaces, a round grommet at the rectangular end of help desk work surface, and a round grommet at each end of the 24" x 72" work surface, perforated modesty panel for each work surface, file/file under help desk, box/box/file under 24" x 72" desk.



PRU3082HD			30"W x 82"L.	6545.00	11	468.7	36.86		Call
-----------	--	--	--------------	---------	----	-------	-------	--	------

Parameter Series continued on page 150.

# OFFICE & ADMINISTRATION FURNITURE

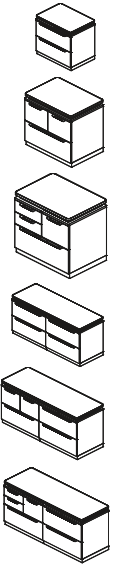
SOLD IN FULL CARTONS ONLY

Model No.	Quick Ship	Classroom Basics	Description	Unit Price F.O.B. Warehouse	No. of Ctns. Per Unit	Unit Weight	Unit Cube	Fed. Ex.	Freight Class
-----------	------------	------------------	-------------	-----------------------------	-----------------------	-------------	-----------	----------	---------------

## PARAMETER<sup>®</sup> SERIES continued

### FILE CREDENZAS

File credenzas include 32 $\frac{3}{8}$ " wide (single file credenzas) & 64" wide (double file credenzas) models with two drawer (lateral/lateral), three drawer (file/file/lateral), or four drawer (box/box/file/lateral) configurations. Models are available with an 1 $\frac{1}{8}$ " thick particleboard-core high-pressure laminate top with 1 $\frac{1}{8}$ " profile T-mold edge banding. Tops include threaded inserts for a secure connection to the cabinet. The file credenza's unitized cabinet consists of welded steel components. Lateral drawers incorporate a drawer interlock system to allow only one lateral drawer per unit to open at one time. The file credenzas are equipped with full-suspension steel ball-bearing slides on all file and box drawers. A core-removable lock secures drawers with one lock assembly ("gang locking"); one lock per unit. Riser blocks are made from ABS plastic and include an internal wire management chute; a riser block is situated between the top and each end panel or pedestal. The file credenzas are equipped with full-extension heavy-duty steel ball-bearing slides on all lateral drawers. A counter weight is installed in each unit to help prevent tipping when drawers are fully extended. An optional conversion bar kit, consisting of four powder coated steel bars, enables Parameter file credenza lateral drawers to accommodate legal size and letter size documents from front to back, rather than from side to side. For an optional conversion bar kit, specify model CBKLF. An optional drawer divider kit, consisting of one steel drawer divider, is available to help organize Parameter file credenza lateral drawers. For an optional drawer divider kit, specify model 53LFDD. A Keyed-Alike option is available for Parameter file credenzas. By choosing the Keyed-Alike option, customers can purchase lock cores for multiple Parameter file credenza units, and for other selected Virco models with locks, that open by means of a single key. Adjustable-height nylon feet. Metal surfaces are available with a powder coat finish.



PRFC321			Single, 32 $\frac{3}{8}$ "W x 23"D x 29 $\frac{1}{2}$ "H. This unit has two lateral drawers.	2700.00	3	170.4	20.31		Call
PRFC322			Single, 32 $\frac{3}{8}$ "W x 23"D x 29 $\frac{1}{2}$ "H. This unit has one lateral drawer and two file drawers.	2700.00	3	183.4	20.31		Call
PRFC323			Single, 32 $\frac{3}{8}$ "W x 23"D x 29 $\frac{1}{2}$ "H. This unit has one lateral drawer, one file drawer and two box drawers.	2700.00	3	179.4	20.31		Call
PRFC641			Double, 64"W x 23"D x 29 $\frac{1}{2}$ "H. This unit has four lateral drawers.	5400.00	4	338.4	37.30		Call
PRFC642			Double, 64"W x 23"D x 29 $\frac{1}{2}$ "H. This unit has three lateral drawers and two file drawers.	5400.00	4	347.4	37.30		Call
PRFC643			Double, 64"W x 23"D x 29 $\frac{1}{2}$ "H. This unit has three lateral drawers, one file drawer and two box drawers.	5400.00	4	351.4	37.30		Call

### FILE CREDENZAS WITH OVERHEAD UNITS

PRFC6410			Double, 64"W x 23 $\frac{1}{2}$ "D x 64"H, overhead unit with two doors. This unit has four lateral drawers.	7400.00	6	439.0	43.82		Call
PRFC6420			Double, 64"W x 23 $\frac{1}{2}$ "D x 64"H, overhead unit with two doors. This unit has three lateral drawers and two file drawers.	7400.00	6	448.0	43.82		Call
PRFC6430			Double, 64"W x 23 $\frac{1}{2}$ "D x 64"H, overhead unit with two doors. This unit has three lateral drawers, one file drawer and two box drawers.	7400.00	6	455.0	43.82		Call
PROSF64			64" fabric screen, for use with models PRFC6410, PRFC6420 & PRFC6430.	700.00	1	25.0	1.07		70
PROSL64			64" laminate screen, high-pressure laminate surface on both sides, for use with models PRFC6410, PRFC6420 & PRFC6430.	230.00	1	31.1	1.07		70
PROSM64			64" metal screen, for use with models PRFC6410, PRFC6420 & PRFC6430.	200.00	1	21.3	1.07		70
PROSMW64			64" metal screen with WorkRail, for use with models PRFC6410, PRFC6420 & PRFC6430.	220.00	1	28.8	1.07		70

### Optional Accessories

CBKLF			Conversion Bar Kit, four powder coated steel bars enables lateral files to accommodate legal size and letter size documents from front to back, rather than from side to side.	69.00	1	1.1	0.00		70
53LFDD			Drawer Divider Kit, steel drawer divider.	30.00	1	1.3	0.03		70
53FKEY			Keyed-alike lock core tumbler; includes 2 keys; one change-out control key for each keyed-alike area.	132.00	1	0.1	0.09		Call
MMKEY			Master key for keyed-alike lock core. (includes two keys).	28.00	1	0.3	0.09	*	70

**IMPORTANT:** When ordering, indicate the number of keyed-alike cores by referencing the number in terms of a "pack." For example, if you want all the locks in a room keyed-alike, count the number of locks and indicate that number next to the model number as a pack (i.e. 53FKEY-8). You would receive 8 lock core tumblers with the same code, 2 keys for each lock, and 1 change-out control key. You will receive one change-out control key for each keyed-alike area.



# OFFICE & ADMINISTRATION FURNITURE

SOLD IN FULL CARTONS ONLY

Model No.	Quick Ship	Classroom Basics	Description	Unit Price F.O.B. Warehouse	No. of Ctns. Per Unit	Unit Weight	Unit Cube	Fed Ex.	Freight Class
-----------	------------	------------------	-------------	-----------------------------	-----------------------	-------------	-----------	---------	---------------

## PARAMETER® SERIES continued

### WIRE MANAGEMENT PANELS

Wire management panels facilitate the routing of cables and wires beneath selected Parameter desks. Parameter wire management panels are available in models with 22", 28", and 40" lengths. Wire management panels are constructed of a body, and hinged door, both of which consist of cold-rolled steel. Parameter wire management panels are designed for attachment to the underside Parameter desk tops. Parameter wire panels have a powder coat finish. Parameter wire management panels are 9 1/8" high with cable trough.

PRWMP22			22"L	365.00	1	12.6	1.23		100
PRWMP28			28"L	375.00	1	15.4	1.23		100
PRWMP40			40"L	432.00	1	21.5	1.73		100

### HOW TO ORDER:

- Laminate, banding and frame finish colors are listed on pages xi-xii. The modesty panel is only available with a Silver Mist powder coat finish.
- To order, specify the model number, top, banding and frame finish color codes (e.g., PR3048P-MHG682BLK01-BLK01).

## TEXT® SERIES - Help Desks

Tubular steel frame. Models are available with an 1 1/8" thick particleboard-core high-pressure laminate work surface with 1 1/8" profile T-mold edge banding. Nylon glides. Optional felt-base glides are available. Optional configurations include twin-wheel, locking casters. Legs adjust work surface height from 26" to 34" in one-inch increments. NOTE: TEXT help desks with casters have a work surface adjustment range of 29" to 37".

The upper frame is available with a powder coat finish. The lower legs are chromed.

Optional Wire Book Basket: An all-steel, open-view, book basket measuring 4"H x 18"W x 15"D. For an optional book basket (or baskets), specify model ZBR.

Optional Paper/Pencil Tray: A plastic paper/pencil tray is available for use with the book basket. For an optional book basket and paper/pencil tray, specify model ZBRT.

Optional Plastic Book Box: A 17 1/2"W x 16"D x 4 1/4"H rectangular book box consisting of molded polypropylene. For an optional book box (or boxes), specify model ZBOX.

Optional Chrome Backpack Hanger: Steel rod with a mounting plate, attached to the underside of the work surface. For an optional backpack hanger, specify model ZBH.

Optional Item Compatibility: Models with a 48" long work surface are capable of accommodating one optional book box or one optional book basket (with or without an optional paper/pencil tray); these models also accommodate an optional backpack hanger along with either an optional book box, or an optional book basket (with or without a paper/pencil tray).

Models with a 60" long work surface are capable of accommodating either two optional book boxes, or two optional book baskets, or two optional backpack hangers per desk. Optional backpack hangers cannot be used in conjunction with optional book boxes or optional book baskets (with or without paper/pencil trays) on TEXT models with a 30" x 48" work surface.

Keyboard mouse tray (TKBMT24); Keyboard mouse tray (TKBMT27); Keyboard mouse tray, curved. 12" x 27" (TKBMT27); Duplex MiniPort (TUP). Mini-power/data port, (TUPD); Mini-power/data port, two electrical outlets (TUPDHW); Wire chase unit (TWC12); Wire management bridge tray (TWMB); Wire management/modesty panel, for 36" rectangular tables. (TWMP36); Wire management/modesty panel, for 48" rectangular tables. (TWMP48) Wire-chase, 2' high-volume (PTHVWC2); Wire-chase, 3' high-volume (PTHVWC3); End caps (2). (PTHVWCEND); Electrical power strip/surge protector. (T762ELECT) Metal wire management tray. (PTTRAY); 4 channel wire chase. (PTTROUGH); Power/communication outlet. (TTP3); Plastic pencil drawer with lock (UPDRWL); CPU holder (PTDCPU); Modesty panel for 36" tables. (TMOD36); Modesty panel for 48" tables (TMOD48); Gang device to link two TEXT tables together. (TGANG).

THD30488D30			30"W x 48"L x 30"H, TMOD36 modesty panel.	877.00	6	92.9	6.31		Call
THD30608D30			30"W x 60"L x 30"H, TMOD48 modesty panel.	988.00	6	109.0	6.82		Call
THD30488DADJ			30"W x 48"L x 26"-34"H, TMOD36 modesty panel.	887.00	6	96.0	5.86		Call
THD30608DADJ			30"W x 60"L x 26"-34"H, TMOD48 modesty panel.	948.00	6	112.1	6.37		Call

**Optional Configurations** - Available with a 4 - 6 weeks lead time unless stated otherwise.

Casters - Add "C" to model no. (e.g., THD30488DADJC).	+ 50.00								
---	---------	--	--	--	--	--	--	--	--

### Optional Accessories

TKBMT24			Keyboard mouse tray. 15"D x 24 1/4"W. Char Black-BLK01	361.00	1	10.8	0.68	*	100
TKBMT27		✓ pg. 24,26	Keyboard mouse tray. 15"D x 27 1/4"W. Char Black-BLK01	320.00	1	11.8	0.73	*	70
TKBMT27			Keyboard mouse tray, curved. 12" x 27".	329.00	1	10.2	0.73	*	150
TUP			Duplex MiniPort, power only, 2 15 Amp simplexes, 6' power cord. Available in Char Black (BLK01), Moonstone (GRY05) and Silver Mist (GRY02).	405.00	1	2.8	0.18	*	100
TUPD			Mini-power/data port, two electrical outlets, two data/communication outlets. Adobe, Char Black, Eclipse or Silver Mist.	345.00	1	1.6	0.19	*	100
TUPDHW			Mini-power/data port, two electrical outlets, two data/communication outlets, "pigtailed" wires at the end of its 72" power cable for hard-wiring Virco tables. Virco recommends that the hard-wiring of tables with TUPDHW units be done by a qualified electrician. Adobe, Char Black, Eclipse or Silver Mist.	431.00	1	1.6	0.19	*	70

TEXT Series Help Desks continued on page 152.



Products on this page are Greenguard® certified.

# OFFICE & ADMINISTRATION FURNITURE

SOLD IN FULL CARTONS ONLY

Model No.	Quick Ship	Classroom Basics	Description	Unit Price F.O.B. Warehouse	Units Per Carton	Unit Weight	Unit Cube	Fed Ex.	Freight Class
-----------	------------	------------------	-------------	-----------------------------	------------------	-------------	-----------	---------	---------------

## TEXT® SERIES - Help Desks continued



TWC12			Wire chase unit for adjustable-height text tables. Attaches to table leg to channel wires and cables from a Text wire management tray to the floor.	37.00	1	0.3	0.03	*	70
TWMB			Wire management bridge tray and TGANG table gang for use with TEXT tables to feed wires and cables from one table's TEXT wire management tray to the next.	92.00	1	4.1	0.23	*	Call
TWMT36			Wire management tray for 36"W tables mounts beneath TEXT tables to accommodate wires and cables.	174.00	1	6.8	0.70	*	100
TWMT48			Wire management tray for 48"W tables mounts beneath TEXT tables to accommodate wires and cables.	211.00	1	9.0	0.70	*	100

## Optional Accessories



PTHVWC2			Wire-chase, 2' high-volume U-channel wire chase, top caps, and connecting sleeve.	205.00	1	8.0	0.60		70
PTHVWC3			Wire-chase, 3' high-volume U-channel wire chase, top caps, and connecting sleeve.	230.00	1	12.0	0.90		70
PTHVWCEND			End caps (2).	30.00	1	0.5	0.05		100
T762ELECT			Electrical power strip/surge protector: 12' cord and 7 electrical outlets.	132.00	1	2.0	0.15		70
PTTRAY			Metal wire management tray.	175.00	1	3.0	0.24		100
PTTROUGH			4 channel wire chase.	178.00	1	2.4	0.36		70
TPTP3			Power/communication outlet.	437.00	1	1.7	0.16		70
UPDRW			Plastic pencil drawer, 13"D x 22"W. Char Black.	369.00	1	5.0	0.47	*	100
UPDRWL			Plastic pencil drawer with lock, 13"D x 22"W. Char Black.	375.00	1	5.0	0.47	*	100
PTDCPU			CPU holder, 6" x 14", Char Black.	367.00	2	8.6	0.95		Call
TMOD36			Perforated steel modesty panel for use with 36" long TEXT tables.	150.00	1	5.9	0.88	*	100
TMOD48			Perforated steel modesty panel for use with 48" long TEXT tables.	172.00	1	7.9	0.88	*	100
TGANG			Gang device to link two TEXT tables together.	40.00	1	1.7	0.05	*	100
ZBOX			Plastic book box with integral pencil tray. 19½"W x 17"D x 4¼"H.	40.00	2	3.0	0.61	*	70
ZBH			Backpack hanger. Available in Chrome only.	20.00	2	0.6	0.05	*	70
ZBR			Wire book basket. 18"W x 15"D x 4"H. Available in Chrome only.	30.00	2	2.9	0.61	*	70
ZBRT			Wire book basket with plastic pencil tray. 18"W x 15"D x 4"H. Available in Chrome only.	50.00	2	4.1	0.61	*	70

### HOW TO ORDER:

- Top, banding and frame finish colors and color codes are listed on pages xi-xii.
- To order, specify the model number, top, banding and frame finish color codes (e.g., THD30488D30-MPL385BRN38-GRY02).
- Glide Options:
- Felt-Base Glides - Add "FG" to model no. (e.g. THD30488D30FG)



# OFFICE & ADMINISTRATION FURNITURE

SOLD IN FULL CARTONS ONLY

Model No.	Quick Ship	Classroom Basics	Description	Unit Price F.O.B. Warehouse	Units Per Carton	Unit Weight	Unit Cube	Fed Ex.	Freight Class
-----------	------------	------------------	-------------	-----------------------------	------------------	-------------	-----------	---------	---------------

## WOOD BOOKCASES



BC3630			36"W x 12"D x 30"H, 1 adj. shelf on 1" centers.	821.00	1	45.0	3.70		125
BC3636			36"W x 12"D x 36"H, 1 adj. shelf on 1" centers.	887.00	1	57.0	2.10		125
BC3648			36"W x 12"D x 48"H, 2 adj. shelves on 1" centers.	1048.00	1	70.0	2.60		125
BC3660			36"W x 12"D x 60"H, 3 adj. shelves on 1" centers.	1276.00	1	84.0	5.60		125
BC3672			36"W x 12"D x 72"H, 4 adj. shelves on 1" centers.	1510.00	1	99.0	3.70		125

60" and 72" high bookcases must be anchored to a wall. See page 170 for more information.

Color: Oak.

### HOW TO ORDER:

- To order wood bookcases, specify the model number and OAK083 (e.g., BC3630-OAK083).

## METAL BOOKCASES

All steel construction. Models are available in five height sizes. Shelves for all bookcases are constructed of steel and are adjustable in 1/2" increments. Shelves are 11" x 35 1/16" x 3/4". Four steel shelf clips are included for use with each adjustable shelf. Metal surfaces are available with a powder coat finish.



BCM3630			36 1/8"W x 12 1/4"D x 30 1/4"H with two shelves (1 adj.).	550.00	1	45.6	9.53		125
BCM3642			36 1/8"W x 12 1/4"D x 42 1/4"H with three shelves (2 adj.).	650.00	1	58.8	13.24		125
BCM3652	✓ pg. 10	✓ pg. 31	36 1/8"W x 12 1/4"D x 52 1/4"H with four shelves (3 adj.).	750.00	1	71.2	16.33		125
BCM3672		✓ pg. 31	36 1/8"W x 12 1/4"D x 72 1/4"H with five shelves (4 adj.).	1090.00	1	97.9	22.51		125
BCM3684		✓ pg. 31	36 1/8"W x 12 1/4"D x 84 1/4"H with six shelves (5 adj.).	1307.00	1	104.5	26.22		125

72" and 84" high bookcases must be anchored to a wall. See page 170 for more information.

### HOW TO ORDER:

- Paint finish colors and color codes are listed on pages xi-xii.
- To order, specify the model number and paint finish color codes (e.g., BCM3630-BLK01).

## METAL BOOKCASES WITH CASTERS

All steel construction. Models are available in four height sizes. Shelves for all bookcases are constructed of steel and are adjustable in 1/2" increments. Shelves are 11" x 35 1/16" x 3/4". Four steel shelf clips are included for use with each adjustable shelf. Bookcases have four 5" swivel casters, 2 locking and 2 non-locking. The 2 locking casters are installed on the front of the bookcase. Metal surfaces are available with a powder coat finish.



BCMCAST3635			36 1/4"W x 18 1/4"D x 36 1/2"H with two shelves (1 adj.).	850.00	1	80.2	13.72		125
BCMCAST3648			36 1/4"W x 18 1/4"D x 48 1/2"H with three shelves (2 adj.).	950.00	1	97.5	19.06		125
BCMCAST3658			36 1/4"W x 18 1/4"D x 58 1/2"H with four shelves (3 adj.).	1050.00	1	112.8	23.51		125
BCMCAST3678			36 1/4"W x 18 1/4"D x 78 1/2"H with five shelves (4 adj.).	1300.00	1	136.8	32.41		125

### HOW TO ORDER:

- Paint finish colors and color codes are listed on pages xi-xii.
- To order, specify the model number and color (e.g., BCMCAST3635-BLK01).



# OFFICE & ADMINISTRATION FURNITURE

SOLD IN FULL CARTONS ONLY

Model No.	Quick Ship	Classroom Basics	Description	Unit Price F.O.B. Warehouse	Units Per Carton	Unit Weight	Unit Cube	Fed. Ex.	Freight Class
-----------	------------	------------------	-------------	-----------------------------	------------------	-------------	-----------	----------	---------------

## STEEL-FRAME BOOKCASES

Steel-frame bookcases feature steel shelves that are adjustable in 1/2" increments. Two 36" wide and two 48" wide models are available. Top and sides are available with a 3/4" thick particleboard core with thermofused melamine with 3/4" profile T-mold edge banding. Metal surfaces are available with a powder coat finish. Optional tote trays are molded from high-impact plastic and measure 14 1/2"W x 11 1/2"D x 3"H. A 1" x 2 1/2". For optional tote trays, specify model TT1412 and the quantity you wish to order. Tote trays are only available in Beige (BRN37) or Black (BLK01)



2BC3636		✓ pg. 31	36"W x 14"D x 36"H with 2 shelves (1 adj.).	1241.00	1	91.2	17.54		125
2BC3648		✓ pg. 31	36"W x 14"D x 48"H with 3 shelves (2 adj.).	1322.00	1	111.3	22.30		125
2BC4836		✓ pg. 31	48"W x 14"D x 36"H with 2 shelves (1 adj.).	1313.00	1	113.9	17.54		125
2BC4848		✓ pg. 31	48"W x 14"D x 48"H with 3 shelves (2 adj.).	1399.00	1	139.9	22.30		125

### Optional Accessories



TT1412			Tote tray, 14 1/2"W x 11 1/2"D x 3"H.	43.00	12	0.9	0.13	*	100
--------	--	--	---------------------------------------	-------	----	-----	------	---	-----

### HOW TO ORDER:

- Standard laminated thermofused melamine surfaces are Fusion Maple (MPL385), Grey Nebula (GRY091), Medium Oak (OAK084) and Walnut (WAL078). Additional high-pressure laminated finishes may be available for an additional charge, and may require an extended lead-time. Please contact your local Virco Sales Representative for more information.
- Tote trays are only available in Beige (BRN37) or Black (BLK01). To order, specify the model number and tote tray color (e.g., TT1412-BRN37)
- To order, specify the model number, laminate, banding and frame finish color codes (e.g., 2BC3636-OAK084BLK01-BLK01).

## PLATEAU® SERIES BOOKCASES

Steel-frame bookcases feature steel shelves that are adjustable in 1/2" increments. Two 36 3/4" wide and two 48 3/4" wide models are available. Tops and sides are available with an 1 1/8" thick particleboard core with high-pressure laminate surface with 1 1/8" profile T-mold edge banding. Metal surfaces are available with a powder coat finish.



PTBC2936			36 3/4"W x 14 1/4"D x 29"H with 2 shelves (1 adj.).	1737.00	1	96.0	20.54		125
PTBC4836			36 3/4"W x 14 1/4"D x 48"H with 3 shelves (2 adj.).	1890.00	1	138.9	31.86		125
PTBC6036			36 3/4"W x 14 1/4"D x 60"H with 4 shelves (3 adj.).	2268.00	1	161.1	39.00		125
PTBC7236			36 3/4"W x 14 1/4"D x 72"H with 5 shelves (4 adj.).	2592.00	1	184.4	46.15		125
PTBC8436			36 3/4"W x 14 1/4"D x 84"H with 6 shelves (5 adj.).	3564.00	1	208.6	53.30		125
PTBC2948			48 3/4"W x 14 1/4"D x 29"H with 2 shelves (1 adj.).	1737.00	1	122.1	20.54		125
PTBC4848			48 3/4"W x 14 1/4"D x 48"H with 3 shelves (2 adj.).	1890.00	1	175.1	31.86		125
PTBC6048			48 3/4"W x 14 1/4"D x 60"H with 4 shelves (3 adj.).	2268.00	1	205.1	39.00		125
PTBC7248			48 3/4"W x 14 1/4"D x 72"H with 5 shelves (4 adj.).	2592.00	1	236.1	46.15		125
PTBC8448			48 3/4"W x 14 1/4"D x 84"H with 6 shelves (5 adj.).	3564.00	1	268.1	53.30		125

60" and 72" high bookcases must be anchored to a wall. See page 170 for more information.

### HOW TO ORDER:

- Laminate, banding and frame finish colors are listed on pages xi-xii.
- To order, specify the model number, laminate, frame finish color codes (e.g., PTBC4848-MPL385BRN38-GRY02).














# OFFICE & ADMINISTRATION FURNITURE

SOLD IN FULL CARTONS ONLY




Model No.	Quick Ship	Classroom Basics	Description	Unit Price F.O.B. Warehouse	Units Per Carton	Unit Weight	Unit Cube	Fed Ex.	Freight Class
-----------	------------	------------------	-------------	-----------------------------	------------------	-------------	-----------	---------	---------------

## 53 SERIES - LATERAL FILES

Lateral files come in 2-drawer, 4-drawer and 5-drawer models that are available in 42", 36" and 30" widths. All models are equipped with: deluxe steel ball bearing slides; an integral lock that controls all drawers; an interlock system that enhances safety by allowing only one drawer to be opened at a time. A counterweight is included with each lateral file model to help prevent tipping when drawers are fully extended. Lateral files are equipped with full-extension heavy-duty steel ball-bearing slides on all drawers and integrated drawer pulls. A core-removable lock secures all drawers with one lock assembly ("gang locking"). A Keyed-Alike option is available. By choosing the Keyed-Alike option, customers can purchase lock cores for multiple lateral file units, and for other selected Virco models with locks, that open by means of a single key. Metal surfaces are available with a powder coat finish. An optional conversion bar kit, consisting of four powder coated steel bars, enables lateral files to accommodate legal size and letter size documents from front to back, rather than from side to side. For an optional conversion bar kit, specify model CBKLF. Optional drawer divider kit, consisting of one powder coated steel drawer divider, is available to help organize lateral file drawers. For an optional drawer divider kit, specify model 53LFDD.

	53LF302D		30"W x 18"D x 28"H, 2-drawer.	2100.00	1	122.5	10.63		100
	53LF304D		30"W x 18"D x 52"H, 4-drawer.	3412.00	1	192.0	19.53		100
	53LF305D		30"W x 18"D x 64"H, 5-drawer.	4308.00	1	230.0	23.97		100
	53LF362D		36"W x 18"D x 28"H, 2-drawer.	2335.00	1	136.7	12.77		100
	53LF364D		36"W x 18"D x 52"H, 4-drawer.	3576.00	1	210.2	23.45		100
	53LF365D		36"W x 18"D x 64"H, 5-drawer.	4530.00	1	251.2	28.79		100
	53LF422D	✓ pg. 32	42"W x 18"D x 28"H, 2-drawer.	1786.00	1	147.3	14.67		100
	53LF424D	✓ pg. 32	42"W x 18"D x 52"H, 4-drawer.	2892.00	1	227.3	26.94		100
	53LF425D		42"W x 18"D x 64"H, 5-drawer.	3711.00	1	272.3	33.07		100

### Optional Accessories

	CBKLF		Conversion Bar Kit, four powder coated steel bars enables lateral files to accommodate legal size and letter size documents from front to back, rather than from side to side.	69.00	1	1.1	0.00		70
	53LFDD		Drawer Divider Kit, steel drawer divider.	30.00	1	1.3	0.03		70
	53FKEY		Keyed-alike lock core tumbler; includes 2 keys; one change-out control key for each keyed-alike area.	132.00	1	0.1	0.09		Call

**IMPORTANT:** When ordering, indicate the number of keyed-alike cores by referencing the number in terms of a "pack." For example, if you want all the locks in a room keyed-alike, count the number of locks and indicate that number next to the model number as a pack (i.e. 53FKEY-8). You would receive 8 lock core tumblers with the same code, 2 keys for each lock, and 1 change-out control key. You will receive one change-out control key for each keyed-alike area.

### HOW TO ORDER:

- Paint finish colors and color codes are listed on pages xi-xii.
- To order, specify the model number and paint finish color codes e.g., 53LF422D-BLK01).

# OFFICE & ADMINISTRATION FURNITURE

SOLD IN FULL CARTONS ONLY

Model No.	Quick Ship	Classroom Basics	Description	Unit Price F.O.B. Warehouse	Units Per Carton	Unit Weight	Unit Cube	Fed Ex.	Freight Class
-----------	------------	------------------	-------------	-----------------------------	------------------	-------------	-----------	---------	---------------

## 53 SERIES - VERTICAL FILES

All steel vertical files come in a total of six 2-drawer, 4-drawer and 5-drawer models with deluxe steel ball bearing slides for organizing letter and legal size documents. All models are equipped with an integral lock that controls all drawers, an anti-tip feature to allow only one drawer at a time to extend. Vertical files are equipped with full-extension steel ball-bearing slides on all drawers and integrated drawer pulls. A core-removable lock secures all drawers with one lock assembly ("gang locking"). A keyed-alike option is available. By choosing the keyed-alike option, customers can purchase lock cores for multiple vertical file units, and for other selected Virco models with locks, that open by means of a single key. Metal surfaces are available with a powder coat finish. A counterweight is included with each vertical file model to help prevent tipping when drawers are fully extended. An optional conversion bar kit, consisting of two powder coated steel bars, enables letter size vertical files to accommodate legal size files when the files are oriented sideways. For an optional conversion bar kit, specify model CBK.



53VF152D			2 letter-sized drawers with lock, 15"W x 26½"D x 28"H	1156.00	1	94.0	7.77		100
53VF154D		✓ pg. 32	4 letter-sized drawers with lock, 15"W x 26½"D x 52"H	1797.00	1	155.7	14.28		100
53VF155D			5 letter-sized drawers with lock, 15"W x 26½"D x 64½"H	2118.00	1	188.8	17.53		Call
53VF182D			2 legal-sized drawers with lock, 18½"W x 26½"D x 28"H	1425.00	1	98.0	9.16		100
53VF184D			4 legal-sized drawers with lock, 18½"W x 26½"D x 52"H	2195.00	1	168.1	16.82		100
53VF185D			5 legal-sized drawers with lock, 18½"W x 26½"D x 64½"H	2515.00	1	195.3	20.65		Call

### Optional Accessories

CBK			Conversion bar kit.	106.00	1	0.5	0.00		70
53FKEY			Keyed-alike lock core tumbler; includes 2 keys; one change-out control key for each keyed-alike area.	132.00	1	0.1	0.09		Call
MMKEY			Master key for keyed-alike lock core. (includes two keys).	28.00	1	0.3	0.09	*	70

**IMPORTANT:** When ordering, indicate the number of keyed-alike cores by referencing the number in terms of a "pack." For example, if you want all the locks in a room keyed-alike, count the number of locks and indicate that number next to the model number as a pack (i.e. 53FKEY-8). You would receive 8 lock core tumblers with the same code, 2 keys for each lock, and 1 change-out control key. You will receive one change-out control key for each keyed-alike area.

### HOW TO ORDER:

- Paint finish colors and color codes are listed on pages xi-xii.
- To order, specify the model number and paint finish color codes (e.g., 53VF152D-BLK01).

## 54 SERIES VERTICAL FILES

All steel vertical files come in a total of six 2-drawer, 4-drawer and 5-drawer models with deluxe steel ball bearing slides for organizing letter and legal size documents. All models are equipped with an anti-tip feature to allow only one drawer at a time to extend, and integrated drawer pulls. Vertical files are equipped with full-extension steel ball-bearing slides on all drawers, which also have a pull and label holder. A core-removable lock secures all drawers with one lock assembly ("gang locking"). A Keyed-Alike option is available. By choosing the Keyed-Alike option, customers can purchase lock cores for multiple vertical file units, and for other selected Virco models with locks, that open by means of a single key. Metal surfaces are available with a powder coat finish. A counterweight is included with each vertical file model to help prevent tipping when drawers are fully extended. An optional conversion bar kit, consisting of two powder coated steel bars, enables letter size vertical files to accommodate legal size files when the files are oriented sideways. For an optional conversion bar kit, specify model CBK.



54VF152D		✓ pg. 32	15"W x 26½"D x 28½"H, 2 letter-sized drawers with lock.	926.00	1	94.0	7.77		100
54VF154D	✓ pg. 10	✓ pg. 32	15"W x 26½"D x 52½"H, 4 letter-sized drawers with lock.	1421.00	1	155.7	14.28		100
54VF155D			W x 26½"D x 64½"H, 5 letter-sized drawers with lock.	1841.00	1	188.8	17.53		100
54VF182D			18"W x 26½"D x 28"H, 2 legal-sized drawers with lock.	1366.00	1	98.0	9.16		100
54VF184D		✓ pg. 32	18"W x 26½"D x 52"H, 4 legal-sized drawers with lock.	2104.00	1	168.1	16.82		100
54VF185D			18"W x 26½"D x 64"H, 5 legal-sized drawers with lock.	2656.00	1	195.3	20.65		100

### Optional Accessories

CBK			Conversion bar kit.	106.00	1	0.5	0.00		70
CBKLG			Conversion bar kit for legal-sized vertical files.	37.00	1	0.6	0.00		70
53FKEY			Keyed-alike lock core tumbler; includes 2 keys; one change-out control key for each keyed-alike area.	132.00	1	0.1	0.09		Call
MMKEY			Master key for keyed-alike lock core. (includes two keys).	28.00	1	0.3	0.09	*	70

**IMPORTANT:** When ordering, indicate the number of keyed-alike cores by referencing the number in terms of a "pack." For example, if you want all the locks in a room keyed-alike, count the number of locks and indicate that number next to the model number as a pack (i.e. 53FKEY-8). You would receive 8 lock core tumblers with the same code, 2 keys for each lock, and 1 change-out control key. You will receive one change-out control key for each keyed-alike area.

### HOW TO ORDER:

- Paint finish colors and color codes are listed on pages xi-xii.
- To order, specify the model number and paint finish color codes (e.g., 54VF152D-BLK01).



Products on this page are Greenguard® certified.

Virco®

# OFFICE & ADMINISTRATION FURNITURE

SOLD IN FULL CARTONS ONLY

Model No.	Quick Ship	Classroom Basics	Description	Unit Price F.O.B. Warehouse	No. of Ctns. Per Unit	Unit Weight	Unit Cube	Fed Ex.	Freight Class
-----------	------------	------------------	-------------	-----------------------------	-----------------------	-------------	-----------	---------	---------------

## FIRE-RESISTANT VERTICAL FILE



FVF18534DF			17 $\frac{1}{4}$ "W x 31 $\frac{1}{2}$ "D x 52 $\frac{3}{4}$ "H, UL® listed fire-resistant file, 4 letter-sized drawers with lock. Char Black or Parchment.	12834.00	1	618.0	17.60		100
------------	--	--	---	----------	---	-------	-------	--	-----

### HOW TO ORDER:

- Paint finish colors and color codes are listed below.
- To order, specify the model number and paint finish color codes (e.g., FVF18534DF-WHT07).

#### Paint Finish Colors:

Char Black-BLK01  
Parchment-WHT07

## MOBILE STORAGE CABINETS

Cabinets have a steel frame. Outer and inner panels are available with a  $\frac{3}{4}$ " thick particleboard core with thermofused melamine with  $\frac{3}{4}$ " profile T-mold edge banding. A magnetic catch secures each door in a closed position. Each door has a steel disc tumbler lock that pivots up into a slit in the steel frame for secure locking strength. Steel shelves adjust in  $\frac{1}{2}$ " increments with steel clips that lock into steel adjusting strips. Pull handles are  $\frac{3}{4}$ " chromed tubular steel and are recessed in down position and pivot upward and lock in operating position. Cabinets are equipped with (2) 5" swivel casters with a tread lock brake and (2) 5" swivel casters without a brake. Casters have a 2" tread width. Metal surfaces are available with a powder coat finish.



2301-15TT			48"W x 28"D x 36"H, five steel shelves, 15 Beige tote trays, 2 hinged doors.	2890.00	5	287.2	38.10		Call
2301DFND			48"W x 28"D x 36"H, each side as one adjustable steel shelf and no doors.	2376.00	2	201.4	32.14		Call
2321			48"W x 28"D x 36"H, One 44"W x 24 $\frac{1}{2}$ "D paper drawer, one adjustable steel shelf, 2 hinged doors.	3132.00	1	325.0	31.52		125
2325		✓ pg. 32	48"W x 28"D x 36"H, five 44"W x 24 $\frac{1}{2}$ "D x 3 $\frac{1}{2}$ "H paper drawers.	4031.00	1	261.0	31.52		125
2501	✓ pg. 11	✓ pg. 32	48"W x 28"D x 66"H, four adjustable steel shelves, two hinged doors.	4266.00	3	361.6	58.31		Call
2501-30TT			48"W x 28"D x 66"H, 10 steel shelves, 30 Beige tote trays, 2 hinged doors.	5940.00	9	487.6	69.42		125
2502			48"W x 28"D x 66"H, eight adjustable steel shelves and 2 hinged doors.	4671.00	1	382.2	55.57		125
2509-24DF			48"W x 28"D x 66"H, 12 cubicles each side, 2 hinged doors each side.	4887.00	1	473.4	55.57		125
2513	✓ pg. 11	✓ pg. 32	48"W x 28"D x 66"H, two adjustable steel shelves, two 13 $\frac{3}{4}$ "W x 19 $\frac{1}{4}$ "D x 11 $\frac{1}{2}$ "H file drawers, two one 12" coat rod, 44"W x 24 $\frac{1}{2}$ "D x 3 $\frac{1}{2}$ "H, paper drawers, one 8"W x 11"H vanity mirror, two hinged doors.	5886.00	1	474.0	55.57		125
2601		✓ pg. 32	48"W x 28"D x 72"H, five adjustable steel shelves, two hinged doors.	4509.00	4	401.5	63.97		Call

**Optional Configurations** - Available with a 4 - 6 weeks lead time unless stated otherwise.

Magnetic Marker Back (48"W x 28"D x 36"H) - Add "MMB" to model no. (e.g., 2325MMB).	+ 135.00	
Magnetic Marker Back (48"W x 28"D x 66"H) - Add "MMB" to model no. (e.g., 2513MMB).	+ 270.00	
Magnetic Marker Back (48"W x 28"D x 72"H) - Add "MMB" to model no. (e.g., 2601MMB).	+ 270.00	

### Optional Accessories



TT0919			Tote tray, 9"W x 19"D x 4 $\frac{3}{8}$ "H. Available in Beige or Black only.	43.00	12	1.0	0.17	*	100
TT1412			Tote tray, 14 $\frac{1}{2}$ "W x 11 $\frac{1}{2}$ "D x 3"H. Available in Beige or Black only.	43.00	12	0.9	0.13	*	100
TT1419			Tote tray, 13 $\frac{3}{4}$ "W x 19"D x 4 $\frac{3}{8}$ "H. Available in Beige or Black only.	43.00	12	1.6	0.26	*	100
2S3424			Steel shelf for mobile cabinet, 34"W x 24"D. Antique White.	135.00	2	11.9	0.50	*	70
2S4812			Steel shelf for mobile cabinet, 48"W x 12"D. Antique White.	119.00	2	9.2	0.31	*	70
2S4824			Steel shelf for mobile cabinet, 48"W x 24"D. Antique White.	173.00	2	16.7	0.69		100

### HOW TO ORDER:

- Laminate, banding and frame finish colors are listed on pages xi-xii.
- Tote trays are only available in Beige (BRN37) or Black (BLK01). To order, specify the model number and tote tray color (e.g., TT1412-BRN37).
- Steel shelves come standard in Antique White (WHT22). To order, specify the model number and color (e.g., 2S3424-WHT22).
- To order, specify the model number, laminate, banding and frame finish color codes (e.g., 2501-OAK084BLK01-BLK01).
- NOTE: Standard laminated thermofused melamine surfaces are Fusion Maple (MPL385), Grey Nebula (GRY091), Medium Oak (OAK084) and Walnut (WAL078). Additional high-pressure laminated finishes may be available for an additional charge, and may require an extended lead-time. Please contact your local Virco Sales Representative for more information.



# OFFICE & ADMINISTRATION FURNITURE

SOLD IN FULL CARTONS ONLY

Model No.	Quick Ship	Classroom Basics	Description	Unit Price F.O.B. Warehouse	No. of Ctns. Per Unit	Unit Weight	Unit Cube	Fed. Ex.	Freight Class
-----------	------------	------------------	-------------	-----------------------------	-----------------------	-------------	-----------	----------	---------------

## MOBILE STORAGE CABINETS - Mobile Storage Cabinet with Optional Tote Trays

Cabinets have a steel frame, laminated panel surfaces, tote tray rails, and clear plastic tote trays (sold separately). Outer and inner panels are available with a 3/4" thick particleboard core with thermofused melamine with 3/4" profile T-mold edge banding. These cabinets can accommodate up to forty - 3" tote trays; or twenty - 6" tote trays; or eight - 12" tote trays; or a combination of the various sizes. Tote tray runners are supplied to support individual tote trays while in the cabinet and allow the tote trays to easily slide in and out. Cabinets are equipped with a quantity of runners to support up to forty - 3" tote trays. Tote tray runners are made of durable polypropylene. Models without doors are coded "ND". Optional marker board backs are available on designated models. Models with marker board back are coded "MB". Cabinets are equipped with (two) 5" swivel casters with a tread lock brake and (two) 5" swivel casters without a brake. Casters have a 2" tread width. Metal surfaces are available with a powder coat finish.



2703TT			56 1/8"W x 22"D x 47 7/8"H.	2862.00	1	294.9	36.07		125
2703MBTT			56 1/8"W x 22"D x 47 7/8"H, marker board on back.	3132.00	1	300.2	36.07		125
2703NDTT			56 1/8"W x 22"D x 47 7/8"H, open faced without doors.	2457.00	1	243.7	36.07		125
2703NDMBTT			56 1/8"W x 22"D x 47 7/8"H, open faced without doors, markerboard on back.	2727.00	1	249.0	36.07		125

### Optional Accessories

TT121812			Tote tray, 12 1/4"W x 18 1/8"D x 12"H, clear poly plastic.	108.00	2	4.5	1.08	*	100
TT12183			Tote tray, 12 1/4"W x 18 1/8"D x 3"H, clear poly plastic.	49.00	10	1.7	0.18	*	100
TT12186			Tote tray, 12 1/4"W x 18 1/8"D x 6"H, clear poly plastic.	81.00	4	2.7	0.54	*	100

### HOW TO ORDER:

- Laminate, banding and frame finish colors are listed on pages xi-xii.
- To order mobile storage cabinets, specify the model number and color code (e.g., 2703MBTT-OAK084-BLK01).
- Tote trays are only available in Clear (CLR). To order, specify the model number and CLR. (e.g., TT121812-CLR).
- NOTE: Standard laminated thermofused melamine surfaces are Fusion Maple (MPL385), Grey Nebula (GRY091), Medium Oak (OAK084) and Walnut (WAL078). Additional high-pressure laminated finishes may be available for an additional charge, and may require an extended lead-time. Please contact your local Virco Sales Representative for more information.

## PLATEAU® SERIES - Mobile Storage Cabinets with Optional Tote Trays

Cabinets have a steel frame, laminated panel surfaces, tote tray rails, and clear plastic tote trays (sold separately). Outer and inner panels are available with a 3/4" thick particleboard core with thermofused melamine with 3/4" profile T-mold edge banding. Cabinets can accommodate up to thirty-six - 3" tote trays; or eighteen - 6" tote trays; or nine - 12" tote trays; or a combination of the various sizes. Tote tray runners are supplied to support individual tote trays while in the cabinet and allow the tote trays to easily slide in and out. Cabinets are equipped with a quantity of runners to support up to thirty-six - 3" tote trays. Tote tray runners are made of durable polypropylene. Optional marker board backs are available on designated models. Models with marker board back are coded "MB". Cabinets are equipped with four 3" twin-wheel swivel casters with a brake. Metal surfaces are available with a powder coat finish. Optional marker board back is available on designated models. Models with marker board back are coded "MB". Optional cork board back is available on designated models. Models with cork board back are coded "CB".



PTMS5145CCBTT			45"W x 21"D x 5 1/8"H, cork board on back.	4011.00	1	208.3	31.86		125
PTMS5145CMBTT			45"W x 21"D x 5 1/8"H, markerboard on back.	3111.00	1	171.0	31.86		125
PTMS5145CCTT			45"W x 21"D x 5 1/8"H, laminated panels on back.	2971.00	1	171.0	31.86		125

### Optional Accessories

TT121812			Tote tray, 12 1/4"W x 18 1/8"D x 12"H, clear poly plastic.	108.00	2	4.5	1.08	*	100
TT12183			Tote tray, 12 1/4"W x 18 1/8"D x 3"H, clear poly plastic.	49.00	10	1.7	0.18	*	100
TT12186			Tote tray, 12 1/4"W x 18 1/8"D x 6"H, clear poly plastic.	81.00	4	2.7	0.54	*	100

### HOW TO ORDER:

- Laminate, banding and frame finish colors are listed on pages xi-xii.
- Tote trays are only available in Clear (CLR). To order, specify the model number and CLR. (e.g., TT121812-CLR).
- To order, specify the model number, laminate, banding and frame finish color codes (PTMS5145CCBTT-MPL385-BLK01).



Products on this page are Greenguard® certified.

# OFFICE & ADMINISTRATION FURNITURE

SOLD IN FULL CARTONS ONLY

Model No.	Quick Ship	Classroom Basics	Description	Unit Price F.O.B. Warehouse	Units Per Carton	Unit Weight	Unit Cube	Fed Ex.	Freight Class
-----------	------------	------------------	-------------	-----------------------------	------------------	-------------	-----------	---------	---------------

## 53 SERIES METAL STORAGE CABINETS

All steel storage cabinets. Premium construction features include full-length door hinges, a three-point locking system and all-steel 17" x 35<sup>3</sup>/<sub>16</sub>" x 3<sup>3</sup>/<sub>4</sub>" shelves. Shelves are adjustable in 1/2" increments. Four steel shelf clips are included for use with each adjustable shelf. A core-removable lock controls both doors with one lock assembly ("gang locking"). A Keyed-Alike option is available. By choosing the Keyed-Alike option, customers can purchase lock cores for multiple 53 Series steel storage cabinets, and for other selected Virco models with locks, that open by means of a single key. Metal surfaces are available with a powder coat finish.



53CAB361830			36 <sup>1</sup> / <sub>4</sub> "W x 18 <sup>1</sup> / <sub>4</sub> "D x 30 <sup>1</sup> / <sub>4</sub> "H, with two shelves (1 adj.).	1150.00	1	84.6	13.74		125
53CAB361842			36 <sup>1</sup> / <sub>4</sub> "W x 18 <sup>1</sup> / <sub>4</sub> "D x 42 <sup>1</sup> / <sub>4</sub> "H, with three shelves (2 adj.).	1318.00	1	107.4	19.08		125
53CAB361852			36 <sup>1</sup> / <sub>4</sub> "W x 18 <sup>1</sup> / <sub>4</sub> "D x 52 <sup>1</sup> / <sub>4</sub> "H, with four shelves (3 adj.).	1524.00	1	127.2	23.54		125
53CAB361864			36 <sup>1</sup> / <sub>4</sub> "W x 18 <sup>1</sup> / <sub>4</sub> "D x 64 <sup>1</sup> / <sub>4</sub> "H, with five shelves (4 adj.).	2031.00	1	132.3	28.88		125
53CAB361872		✓ pg. 33	36 <sup>1</sup> / <sub>4</sub> "W x 18 <sup>1</sup> / <sub>4</sub> "D x 72 <sup>1</sup> / <sub>4</sub> "H, with six shelves (5 adj.).	2070.00	1	169.9	32.44		125

### Optional Accessories



53FKEY			Keyed-alike lock core tumbler; includes 2 keys; one change-out control key for each keyed-alike area.	132.00	1	0.1	0.09		Call
MMKEY			Master key for keyed-alike lock core. (includes two keys).	28.00	1	0.3	0.09	*	70

**IMPORTANT:** When ordering, indicate the number of keyed-alike cores by referencing the number in terms of a "pack." For example, if you want all the locks in a room keyed-alike, count the number of locks and indicate that number next to the model number as a pack (i.e. 53FKEY-8). You would receive 8 lock core tumblers with the same code, 2 keys for each lock, and 1 change-out control key. You will receive one change-out control key for each keyed-alike area.

### HOW TO ORDER:

- Paint finish colors and color codes are listed on pages xi-xii.
- To order, specify the model number and paint finish color codes (e.g., 53CAB361830-WHT05).

## 53 SERIES WARDROBE TOWERS

All steel storage cabinets. Premium construction features include a garment storage area featuring a coat rod and a locking door. Models are available with a cupboard storage area with an adjustable shelf and a locking door, and two locking file drawers. All-steel 13<sup>3</sup>/<sub>16</sub>" x 22<sup>1</sup>/<sub>2</sub>" x 3<sup>3</sup>/<sub>4</sub>" shelves. Shelves are adjustable in 1/2" increments. Four steel shelf clips are included for use with each adjustable shelf. A core-removable lock controls both doors with one lock assembly ("gang locking"). A Keyed-Alike option is available. By choosing the Keyed-Alike option, customers can purchase lock cores for multiple 53 Series steel storage cabinets, and for other selected Virco models with locks, that open by means of a single key. Metal surfaces are available with a powder coat finish.



53TW1			24 <sup>1</sup> / <sub>4</sub> "W x 24 <sup>1</sup> / <sub>4</sub> "D x 64 <sup>1</sup> / <sub>8</sub> "H, right-side locking garment storage area with coat rod, 2 left-side locking file drawers & cupboard.	3008.00	1	191.7	25.55		125
53TW2			24 <sup>1</sup> / <sub>4</sub> "W x 24 <sup>1</sup> / <sub>4</sub> "D x 64 <sup>1</sup> / <sub>8</sub> "H, left-side locking garment storage area with coat rod, 2 right-side locking file drawers & cupboard.	3008.00	1	191.7	25.55		125
53TW3			24 <sup>1</sup> / <sub>4</sub> "W x 24 <sup>1</sup> / <sub>4</sub> "D x 64 <sup>1</sup> / <sub>8</sub> "H, right-side locking garment storage area with coat rod, 2 left-side locking box drawers, file drawer & cupboard.	3239.00	1	194.8	25.55		125
53TW4		✓ pg. 33	24 <sup>1</sup> / <sub>4</sub> "W x 24 <sup>1</sup> / <sub>4</sub> "D x 64 <sup>1</sup> / <sub>8</sub> "H, left-side locking garment storage area with coat rod, 2 right-side locking box drawers, file drawer & cupboard.	3239.00	1	194.8	25.55		125

### Optional Accessories



53FKEY			Keyed-alike lock core tumbler; includes 2 keys; one change-out control key for each keyed-alike area.	132.00	1	0.1	0.09		Call
MMKEY			Master key for keyed-alike lock core. (includes two keys).	28.00	1	0.3	0.09	*	70

**IMPORTANT:** When ordering, indicate the number of keyed-alike cores by referencing the number in terms of a "pack." For example, if you want all the locks in a room keyed-alike, count the number of locks and indicate that number next to the model number as a pack (i.e. 53FKEY-8). You would receive 8 lock core tumblers with the same code, 2 keys for each lock, and 1 change-out control key. You will receive one change-out control key for each keyed-alike area.

### HOW TO ORDER:

- Paint finish colors and color codes are listed on pages xi-xii.
- To order, specify the model number and paint finish color codes (e.g., 53TW1-BLK01).

# OFFICE & ADMINISTRATION FURNITURE

SOLD IN FULL CARTONS ONLY

Model No.	Quick Ship	Classroom Basics	Description	Unit Price F.O.B. Warehouse	Units Per Carton	Unit Weight	Unit Cube	Fed Ex.	Freight Class
-----------	------------	------------------	-------------	-----------------------------	------------------	-------------	-----------	---------	---------------

## 4300 SERIES

Task chairs feature an upholstered seat and back. Model 4300 is available with a gas cylinder for easy seat height adjustment. Model 4301 features a gas cylinder for easy seat height adjustment, and a mechanism that allows independent adjustments of the seat and back. The seats have a contoured plywood core covered with a contoured 100% polyurethane foam cushion. The mechanism attaches to the seat core and allows for independent adjustment of seat height and back location (front to back) by means of a tension knob. Gas cylinder is a gas spring type with a steel cylinder housing. Ball bearings are placed in the housing to allow swivel movement. Five-prong base made of glass-reinforced nylon and are tapered to accept the gas cylinder. Five 2" diameter, dual wheel, hooded swivel casters made of high-impact plastic with steel stems and lock-fit expansion rings. Optional dual wheel, molded nylon soft casters are available; to order, specify U43CAST. Optional press-fit glides with nylon housings and foot pads are available. For optional glides, specify UGLIDE. Optional arms are either adjustable height plastic T-arms or self-skinned urethane wing arms. For optional wing arms, specify 43WARM. For optional T-arms, specify 43TARM. Seats and backs are available in a variety of upholstery fabrics.



4300		✓ pg. 33	Seat height adjusts from 17" to 22". Back height is 17". Seat depth is 18½". Overall width shall be 19½". Maximum overall height is 39".	578.00	1	31.6	4.82		100
4301		✓ pg. 33	Seat height adjusts from 17¼" to 22¼". Back height is 16½". Seat depth shall be 18½". Overall width is 19½". Maximum overall height is 38".	616.00	1	34.7	4.82		100

### Optional Accessories



43WARM			Wing arm, non-adjustable. Black frame.	103.00	1	8.4	0.75		100
43TARM			T-arm, adjustable height, padded self-skinned urethane arm rest. Black frame.	85.00	1	7.8	0.57		100
U43CAST			Soft caster pack (5).	46.00	1	1.4	0.09		Call
UGLIDE			Optional Fixed Glides (5 pack).	48.00	1	1.0	0.09		150

### HOW TO ORDER:

- Upholstery and base color codes are listed below.
- To order, specify the model number, upholstery and frame finish color (e.g., 4300-GRY215-BLK01).

**Upholstery Colors:**  
 Confetti Black-BLK258  
 Confetti Burgundy-RED216  
 Confetti Grey-GRY215  
 Confetti Navy-BLU214

**Base Color:**  
 Char Black-BLK01

## 4400 SERIES



4440A		✓ pg. 33	Black mesh back, molded foam Black fabric seat, Black contoured arms, 4 leg Black steel tube frame, Black nylon floor glides. Seat: 18"D x 18¼"W x 19"H.	636.00	2	22.5	1.67	*	100
4442A			Task chair. 1 paddle, tilt lock mechanism, pneumatic seat height adjustment, padded swing back pivoting arms, polyurethane dual wheel casters, 25" nylon base, air fresh mesh back, molded foam black fabric seat. 23½"W x 26"D x 32½"-35¼"H.	735.00	1	34.0	4.51	*	100
4445A	✓ pg. 6	✓ pg. 33	Black mesh mid-back, molded foam Black fabric seat, height and width adjustable arms, seat slider, tilt tension control, 4 paddle task mechanism, dual wheel casters. Seat: 19"D x 21"W x 18¼"-22½"H.	1234.00	1	56.0	5.27	*	100
4448A		✓ pg. 33	Mid-back, Black Eco leather (PU) upholstery, polished aluminum arms with scuff-resistant arm pads, 5 position tilt lock, tilt tension control, pneumatic seat height adjustment, polished aluminum 27" base, dual wheel casters. Seat: 19½"D x 20½"W x 17½"-20½"H.	1483.00	1	54.0	7.22	*	150
4449A		✓ pg. 33	High-back, Black Eco leather (PU) upholstery, polished aluminum arms with scuff-resistant arm pads, 5 position tilt lock, tilt tension control, pneumatic seat height adjustment, polished aluminum 27" base, dual wheel casters. Seat: 19½"D x 20½"W x 17½"-20½"H.	1732.00	1	59.0	7.45	*	150

### HOW TO ORDER:

- To order, specify the model number (e.g., 4440A-BLK01-BLK01).



Products on this page are Greenguard® certified.

# OFFICE & ADMINISTRATION FURNITURE

SOLD IN FULL CARTONS ONLY

Model No.	Quick Ship	Classroom Basics	Description	Unit Price F.O.B. Warehouse	Units Per Carton	Unit Weight	Unit Cube	Fed Ex.	Freight Class
-----------	------------	------------------	-------------	-----------------------------	------------------	-------------	-----------	---------	---------------

## MESH-BACK OFFICE CHAIRS



4435A		✓ pg. 33	Management chair, mesh-back, pneumatic seat-height adjustment, 2-to-1 synchro-tilt, adjustable height arms. Black.	960.00	1	41.0	5.28		100
4430			Guest chair, mesh-back, fixed angled T-arms, sled-based, 22½"W x 27"D x 33"H. Black.	855.00	1	38.5	5.59		125

### HOW TO ORDER:

- To order, specify the model number and BLK01 (e.g., 4435A-BLK01).

## LOUNGE & RECEPTION FURNITURE



LGC333133			Reception chair, upholstered, 33½"W x 31"D x 33"H.	3257.00	1	52.0	16.20		250
LGC573133			Reception love seat, upholstered, 56½"W x 31"D x 33"H.	4656.00	1	127.0	49.40		175

### HOW TO ORDER:

- Upholstery colors and color codes are listed below.
- To order, specify the model number and color (e.g., LGC333133-RED257).

Upholstery Colors:  
 Sway Blue Sea-BLU252  
 Sway Red River-RED257  
 Sway Silver Fish-GRY248



# HANDLING & STORAGE EQUIPMENT

SOLD IN FULL CARTONS ONLY

Model No.	Quick Ship	Classroom Basics	Description	Unit Price F.O.B. Warehouse	No. of Ctns. Per Unit	Unit Weight	Unit Cube	Fed Ex.	Freight Class
-----------	------------	------------------	-------------	-----------------------------	-----------------------	-------------	-----------	---------	---------------

## CHAIR TRUCKS

All steel frames. Chair trucks are available with a powder coat finish.



HCT6			Chair truck/storage cart for models 162, 167, 168, 188 folding chairs, 32 chair capacity. 76"L x 21"W x 38 1/4"H (handle). Char Black.	887.00	1	61.3	4.00		150
HCT8	✓ pg. 11		Chair truck/storage cart for models 162, 167, 168, 188 folding chairs, 42 chair capacity. 100"L x 21"W x 38 1/4"H (handle).	931.00	1	71.0	5.30		150
HCT6072	✓ pg. 11		Chair truck/storage cart for models 162, 167, 168, 188 folding chairs, rack style, 84 chair capacity. 68"L x 30 3/4"W x 80"H (loaded). 68"L x 30 3/4"W x 69 3/4"H (unloaded).	1570.00	1	96.5	14.42		150
HCT789	✓ pg. 11		Chair truck for selected Virco stack chairs, standard 2-wheel. 40 3/8"L x 20 7/8"W x 61"H.	586.00	1	29.4	7.70		150
HCT4			Chair truck for selected Virco stack chairs, deluxe 4-wheel. 69 1/2"L x 23 1/8"W x 44 1/2"H.	1152.00	2	59.4	11.85		150
HCT4100			Chair truck/hand cart for Ultrastack™ chairs, deluxe 4-wheeled. 26"L x 24 3/4"D x 17"H.	1234.00	1	48.0	9.20		150
HCT2646			Chair truck/storage cart for I.Q.® Series sled-based chairs, deluxe 4-wheeled. The unit shall hold a maximum of 10 model 264617 chairs. 35"L x 23 3/8"W x 23 1/8"H.	929.00	1	42.0	5.25		150
HCT2945			Chair truck/storage cart for Virtuoso® Series chairs, deluxe 4-wheeled. This unit shall hold a maximum of 12 of models 2945 and 2945P chairs. 45 1/2"L x 25 3/4"W x 44 1/2"H.	1286.00	1	72.0	11.20		150

### HOW TO ORDER:

- To order, specify the model number and frame finish color (e.g., HCT4-BLK01).

## TABLE TRUCKS

All steel frames. Chair trucks are available with a powder coat finish.



HRTT1	✓ pg. 11		Table truck/storage cart for round and oval tables, stores 10 traditional or 7 Core-a-Gator® tables. 72"L x 30"W x 55"H.	2170.00	1	152.0	25.60		150
HTT6	✓ pg. 11		Capacity for models 601872, 602472, 603072, 623072 is 15 tables; Capacity for model 603672 is 13 tables; Capacity for models 611872, 612472, 613072, 613672 is 12 tables. 77 1/2"L x 31 1/4"W x 48 1/4"H.	1107.00	1	65.0	7.20		150
HTT8	✓ pg. 11		Table truck/storage cart. Capacity for models 601896, 602496, is 15 tables; Capacity for model 623096 is 14 tables; Capacity for models 603096, 611896, 613096, 613696 is 12 tables; Capacity for model 603696 is 11 tables. 101 1/2" x 31 1/4"W x 48 1/4"H.	1240.00	1	76.0	9.20		150

### HOW TO ORDER:

- To order, specify the model number and frame finish color (e.g., HRTT1-BLK01).



# HANDLING & STORAGE EQUIPMENT

SOLD IN FULL CARTONS ONLY

Model No.	Quick Ship	Classroom Basics	Description	Unit Price F.O.B. Warehouse	No. of Ctns. Per Unit	Unit Weight	Unit Cube	Fed. Ex.	Freight Class
-----------	------------	------------------	-------------	-----------------------------	-----------------------	-------------	-----------	----------	---------------

## LARGE-SCALE CHAIR STORAGE

All steel frames. Chair trucks are available with a powder coat finish.

Optional starter blocks must be used to hold casters off the floor when units are stacked. For starter blocks, specify SCTSBL.



SCT111SU			Chair truck for upholstered stack chairs. 105"L x 60"W x 74"H.	7196.00	1	350.0	238.30		150
----------	--	--	--	---------	---	-------	--------	--	-----



SCT1978SU			Chair truck for twenty-eight model 190G and 198G. 81"L x 43"W x 58"H.	5835.00	1	327.0	118.00		150
-----------	--	--	---	---------	---	-------	--------	--	-----



SCT1978KD			Chair truck for twenty-eight model 190G and 198G. 81"L x 43"W x 58"H.	5646.00	1	415.0	18.86		150
-----------	--	--	---	---------	---	-------	-------	--	-----



SCT1996SU			Chair truck for thirty-six model 190G and 198G. 98"L x 43"W x 58"H.	6206.00	1	381.0	143.00		150
-----------	--	--	---	---------	---	-------	--------	--	-----



SCT1996KD			Chair truck for thirty-six model 190G and 198G. 98"L x 43"W x 58"H.	5967.00	1	415.0	181.00		150
-----------	--	--	---	---------	---	-------	--------	--	-----



SCT19125SU			Chair truck for fifty model 190G and 198G. 127"L x 43"W x 58"H.	6329.00	1	400.0	185.00		250
------------	--	--	---	---------	---	-------	--------	--	-----



SCT19125KD			Chair truck for fifty model 190G and 198G. 127"L x 43"W x 58"H.	6126.00	1	455.0	47.00		150
------------	--	--	---	---------	---	-------	-------	--	-----

### Optional Accessories

SCTSBL			Optional starter blocks must be used to hold casters off the floor when units are stacked. Available in Red only.	694.00	1	36.5	1.65		100
--------	--	--	---	--------	---	------	------	--	-----

### HOW TO ORDER:

- To order, specify the model number and frame finish color (e.g., SCT111SU-BLK01).

## LARGE-SCALE TABLE STORAGE

All steel frames. Chair trucks are available with a powder coat finish.

Optional starter blocks must be used to hold casters off the floor when units are stacked. For starter blocks, specify SCTSBL.



TT57SU			Table truck for storing 60", 66" and 72" round and oval folding tables. 79"L x 39"W x 85"H.	7936.00	1	350.0	164.00		250
--------	--	--	---	---------	---	-------	--------	--	-----



TT1872SU			Table truck for storing 18" x 60" and 18" x 72" folding tables. 79"L x 39"W x 55"H.	4915.00	1	300.0	19.00		250
----------	--	--	---	---------	---	-------	-------	--	-----



TT1896SU			Table truck for storing 18" x 60" and 18" x 72"-96" folding tables. 102"L x 39"W x 55"H.	5887.00	1	251.5	4.50		250
----------	--	--	--	---------	---	-------	------	--	-----



TT3072SU			Table truck for storing 30" x 72" and 36" x 72" folding tables. 79"L x 39"W x 55"H.	6066.00	1	400.0	99.00		250
----------	--	--	---	---------	---	-------	-------	--	-----



TT3096SU			Table truck for storing 18" x 72"-96"; 30" x 48"-96"; 36" x 72"-96"; 30" x 72" crescent; 60" half round folding tables. 102"L x 39"W x 55"H.	6313.00	1	400.0	134.00		250
----------	--	--	--	---------	---	-------	--------	--	-----

### Optional Accessories

SCTSBL			Optional starter blocks must be used to hold casters off the floor when units are stacked. Available in Red only.	694.00	1	36.5	1.65		100
--------	--	--	---	--------	---	------	------	--	-----

### HOW TO ORDER:

- To order, specify the model number and frame finish color (e.g., TT57SU-BLK01).

# OPTIONAL ACCESSORIES

SOLD IN FULL CARTONS ONLY

Model No.	Quick Ship	Classroom Basics	Description	Unit Price F.O.B. Warehouse	Units Per Carton	Unit Weight	Unit Cube	Fed Ex.	Freight Class
-----------	------------	------------------	-------------	-----------------------------	------------------	-------------	-----------	---------	---------------

## OPTIONAL ACCESSORIES

### TP SERIES

TP36			TP Series Power Kit for 36" tables; includes 2 each duplex power receptacles underneath the table, brackets for receptacles, 6" jumper between receptacles, 18" jumper to next table, Black only.	263.00	1	2.8	0.26	*	100
TP48			TP Series Power Kit for 48" tables; includes 2 each duplex power receptacles underneath the table top, brackets for receptacles, 18" jumper between receptacles, 18" jumper to next table, Black only.	272.00	1	1.8	0.26	*	100
TP54			TP Series Power Kit for 54" tables; includes 2 each duplex power receptacles underneath the table top, brackets for receptacles, 24" jumper between receptacles, 18" jumper to next table, Black only.	279.00	1	2.2	0.26	*	100
TP60			TP Series Power Kit for 60" tables; includes 2 each duplex power receptacles underneath the table top, brackets for receptacles, 30" jumper between receptacles, 18" jumper to next table, Black only.	286.00	1	2.5	0.26	*	100
TP72			TP Series Power Kit for 72" tables; includes 3 each duplex power receptacles underneath the table top, brackets for receptacles, 42" jumper between receptacles, 18" jumper to next table, Black only.	299.00	1	3.1	0.26	*	100
TPBRAK			Kit, Bracket, 4TRAC, bracket for receptacle, includes screws	3.00	1	0.3	0.07	*	100
TPEH10			TP Series Power Entry Pigtail, 10' long, for hardwire connection; required for single stand-alone table or one for each row of networked tables; not to exceed 13 - duplex receptacles per circuit, or 26 - 15 Amp duplex receptacles per power infeed maximum, Black only.	204.00	1	2.6	0.28	*	100
TPEH6			TP Series Power Entry Pigtail, 6' long, for hardwire connection; required for single stand-alone table or one for each row of networked tables; not to exceed 13 - duplex receptacles per circuit, or 26 - 15 Amp duplex receptacles per power infeed maximum, Black only.	156.00	1	1.7	0.26	*	100
TPEP10			TP Series Power Entry, Plug-In, 10' long, for plug-in connection; required for single stand-alone table or one for each row of networked tables; not to exceed 13 - duplex receptacles per circuit, or 26 - 15 Amp duplex receptacles per power infeed maximum, Black only.	369.00	1	10.3	0.40	*	100
TPEP6			TP Series Power Entry, Plug-In, 6' long, for plug-in connection; required for single stand-alone table or one for each row of networked tables; not to exceed 13 - duplex receptacles per circuit, or 26 - 15 Amp duplex receptacles per power infeed maximum, Black only.	267.00	1	6.4	0.40	*	100
TPJ18			Jumper, 4TRAC, FF,3,18 - 18" jumper for 48" tables.	76.00	1	0.7	0.28	*	100
TPJ24			Jumper, 4TRAC, FF,3,24 - 24" jumper for 54" tables	81.00	1	0.8	0.28	*	100
TPJ30			Jumper, 4TRAC, FF,3,30 - 30" jumper for 60" tables.	86.00	1	1.0	0.28	*	100
TPJ42			Jumper, 4TRAC, FF,3,42 - 42" jumper for 72" tables.	97.00	1	1.2	0.28	*	100
TPJ6			Jumper, 4TRAC, FF,3,6 - 6" jumper for 36" tables.	66.00	1	0.5	0.28	*	100
TPREC1			Receptacle, 4TRAC,3,A,1,BB, Circuit #1.	73.00	1	0.3	0.07	*	100
TPREC2			Receptacle, 4TRAC,3,A,1,BB, Circuit #2.	73.00	1	0.3	0.07	*	100

### HOW TO ORDER:

- To order, specify the model number (e.g., TPEP6).

#### Note:

- The TP Series 4TRAC Power System is provided in a pigtail hardwire (TPEH6 or TPEH10) or plug-in (TPEP6 or TPEP10) configuration.
- Customers purchasing the TP Series Power Kits listed above must also purchase a model TPEH6 or TPEH10 Power Entry pigtail for hardwire electrical connection; or a model TPEP6 or TPEP10 plug-in connection for each individual stand-alone table, or one per row of networked tables. Please review the model TPEH and TPEP descriptions above for more information.
- Virco's TP Series 4TRAC Power System can be adapted to any Virco table series.
- Grommets and miniports are not included in TP Series Power Kits. If desired, Sales Representatives should be careful to note required grommet or miniport locations on tables with their customer.
- We suggest the use of additional Virco wire management solutions when installing TP Series Power Kits.
- Customers are always required to run and install data cables and connections from their source in the wall or floor to the miniports on the tables.

# PRODUCT INDEX

NUMERICAL ORDER..... Page No.	NUMERICAL ORDER..... Page No.	NUMERICAL ORDER..... Page No.	NUMERICAL ORDER..... Page No.	NUMERICAL ORDER..... Page No.
12018..... 14,66	2703TT..... 158	4848RLO..... 7,23	505WV5430..... 24,81	613672..... 29,109
12019275G..... 2,14,66	2800PN..... 39	4860R..... 23,77	505WV54ADJ..... 24	613672CR..... 109
12024..... 14,66	2945..... 130	48BU5060..... 78	50TRAP4830..... 81	613696..... 29,109
12025335G..... 66	2945TA..... 130	48CLO48..... 77	50TRAP6030..... 24,81	6160HR..... 109
12030..... 66	28C3636..... 31,154	48COOP72..... 23,77	50TRAP60ADJ..... 24	6160R..... 29,109
12118..... 2,14,66	28C3648..... 31,154	48FLOW60..... 23,77	50TRAP8430..... 81	6166R..... 109
12119275G..... 2,14,66	28C4836..... 31,154	48FLOW60LO..... 23	533048RP..... 31,136	6172HR..... 109
12124..... 2,14,66	28C4848..... 31,154	48HORSE60..... 23,77	533060..... 31,136	6172R..... 29,109
12125335G..... 66	253424..... 157	48HORSE60DC..... 23,77	533066LP..... 136	621872..... 110
12130..... 2,14,66	254812..... 157	48HORSE60LO..... 23	533066RP..... 136	621896..... 110
12218..... 14,66	254824..... 157	48HUB48..... 78	53CAB361830..... 159	623072..... 110
12219275G..... 2,14,66	3012..... 2,15,39	48HUB60..... 78	53CAB361842..... 159	623096..... 110
12224..... 14,66	3014..... 2,15,39	48KID72..... 7,23,77	53CAB361852..... 159	623672..... 110
12225335G..... 14,66	3016..... 2,15,39	48KID72LO..... 7,23	53CAB361864..... 159	623696..... 110
12230..... 14,66	3018..... 2,15,39	48LF3060..... 78	53CAB361872..... 33,159	6260R..... 110
12318..... 67	3312..... 41	48NEST48..... 78	53DRWR60..... 31,136	63817..... 111
12324..... 67	3314..... 41	48NEST54..... 23,78	53FKEY..... 136,150,155,156,159	63822..... 111
12330..... 67	3316..... 41	48NEST60..... 23,78	53LF302D..... 155	63822SU..... 111
1251836..... 14,67	3318..... 41	48PIN60..... 78	53LF304D..... 155	66129..... 112
1251836B..... 14,67	3400BRL..... 40	48SL3048..... 78	53LF305D..... 155	66133..... 112
162..... 10,14,126	3400BRM..... 2,15,40	48SL3054..... 23,78	53LF362D..... 155	6613336..... 112
165..... 126	3400LABRL..... 40	48SL3060..... 23,78	53LF364D..... 155	6613341..... 112
167..... 10,14,126	3400LABRM..... 15,40	48SPK48..... 78	53LF365D..... 155	66140..... 112
168..... 10,14,126	3400LANBRL..... 40	48SWV54..... 23,78	53LF422D..... 32,155	6614036..... 112
188..... 10,14,126	3400LANBRM..... 40	48TRAP48..... 23,77	53LF424D..... 32,155	6614041..... 112
190..... 127	3400NBRL..... 40	48TRAP60..... 7,23,77	53LF425D..... 155	66222..... 112
198..... 127	3400NBRL..... 15,40	48TRAP60LO..... 7,23	53LFDD..... 150	66229..... 112
198ARM..... 127	3640BRL..... 40	48TRAP84..... 77	53MPI520BBF..... 31,136	66422..... 112
2012..... 2,15,36	3640BRM..... 15,40	50243630..... 80	53MPI520BF..... 136	66433..... 112
2014..... 2,15,36	3640NBRL..... 40	50244830..... 80	53MPI520FF..... 136	66822..... 111
2016..... 2,15,36	3640NBRL..... 40	50246030..... 80	53MPI520PBF..... 136	6682230..... 111
2018..... 2,15,36	3700BRL..... 40	50247230..... 80	53RTNLP..... 136	66833..... 111
2050..... 15,36	3700BRM..... 2,15,40	50303630..... 80	53RTNRP..... 136	66833SU..... 111
2050ELP..... 2,15	3818LS..... 39	50304830..... 24,80	53TW1..... 159	66920..... 111
2260ELGC..... 36	3821LS..... 39	503048ADJ..... 24	53TW2..... 159	681872..... 88
2260ELGCLS..... 37	3860GC..... 15,39	50306030..... 24,80	53TW3..... 159	682060..... 26,88
2260PGC..... 36	3860GCLS..... 39	503060ADJ..... 8,24	53TW4..... 33,159	682060ADJC..... 26
2301-15TT..... 157	4024365C..... 86	50307230..... 24,80	53VF152D..... 156	682454..... 88
2301DFND..... 157	4100..... 30,131	503072ADJ..... 8,24	53VF154D..... 32,156	682460..... 26,88
2321..... 157	4300..... 33,160	50363630..... 80	53VF155D..... 156	683060..... 26,88
2325..... 32,157	4301..... 33,160	50366030..... 80	53VF182D..... 156	683060ADJC..... 26
2400BR..... 15,37	43TARM..... 160	50367230..... 80	53VF184D..... 156	683072..... 88
2400NBR..... 15,37	43WARM..... 160	5036R30..... 80	543..... 6,22,73	683672..... 88
2440BR..... 37	4430..... 161	5042R30..... 80	546..... 6,22,73	684260..... 88
2440NBR..... 37	4435A..... 33,161	50484830..... 80	54VF152D..... 32,156	6848R..... 88
2501..... 11,32,157	4440A..... 33,160	5048R30..... 80	54VF154D..... 10,32,156	6860R..... 88
2501-30TT..... 157	4442A..... 160	5060R30..... 24,80	54VF155D..... 156	723..... 68
2502..... 157	4445A..... 6,33,160	5060RADJ..... 24	54VF182D..... 156	72BRLBM..... 21
2509-24DF..... 157	4448A..... 33,160	50BU506030..... 80	54VF184D..... 32,156	72BRLBN30M..... 21
2513..... 11,32,157	4449A..... 33,160	50CLO4830..... 80	54VF185D..... 156	72LB..... 67
2601..... 32,157	482436..... 23,77	50COOP7230..... 80	601860..... 8,29,108	72LBM..... 21,67
2612..... 36	482448..... 7,23,77	50FLOW6030..... 80	601872..... 8,29,108	72LBN30..... 67
2614..... 36	482448LO..... 7,23	50HORS6030..... 80	601896..... 8,29,108	72LBN30M..... 21,67
2616..... 36	482460..... 7,23,77	50HORS60DC30..... 80	602448..... 108	73025..... 72
2618..... 15,36	482460LO..... 7,23	50HUB4830..... 80	602460..... 29,108	73027..... 72
264513..... 38	482472..... 23,77	50HUB6030..... 80	602472..... 29,108	73030..... 72
264515..... 38	483036..... 77	50KID7230..... 24,80	602496..... 29,108	73325..... 72
264517..... 38	483048..... 23,77	50KID72ADJ..... 24	603060..... 8,29,108	73327..... 72
2645TAF..... 38	483048LO..... 23	50LF306030..... 80	603072..... 8,29,108	73330..... 72
264613..... 38	483060..... 7,23,77	50NEST4830..... 80	603096..... 29,108	73525..... 72
264615..... 38	483060LO..... 7,23	50NEST5430..... 81	603672..... 108	73527..... 72
264617..... 38	483072..... 7,23,77	50NEST54ADJ..... 8,24,81	603696..... 108	73530..... 72
266015GC..... 38	483072LO..... 7,23	50NEST6030..... 24,81	6060R..... 8,29,108	73ADJM..... 71
266017GC..... 38	483636..... 77	50NEST60ADJ..... 24	611872..... 29,109	73QADJM..... 71
266017GCLS..... 38	483660..... 23,77	50PIN6030..... 81	611896..... 109	751MBB..... 6,21,68
267017BR..... 38	483672..... 7,23,77	50SL304830..... 81	612472..... 109	751MBBM..... 21
267017NBR..... 38	483672LO..... 7,23	50SL305430..... 24,81	612496..... 109	765MBB..... 6,21,68
2700BR..... 37	4836R..... 77	50SL3054ADJ..... 8,24,81	613060..... 29,109	785..... 6,21,69
2703MBTT..... 158	4842R..... 23,77	50SL306030..... 24,81	613060CR..... 109	785CT..... 22,69
2703NDMBTT..... 158	484848..... 23,77	50SL3060ADJ..... 24	613072..... 29,109	785DDMBB..... 69
2703NDTT..... 158	4848R..... 7,23,77	50SPK4830..... 81	613096..... 29,109	785DDMBBCT..... 69

# PRODUCT INDEX

NUMERICAL ORDER..... Page No.	NUMERICAL ORDER..... Page No.	ALPHABETICAL ORDER..... Page No.	ALPHABETICAL ORDER..... Page No.	ALPHABETICAL ORDER..... Page No.
785M..... 6,21	9400LABR..... 16,42	ACA1..... 46	ARTCART..... 121	CT24488ADJ..... 101
785MBB..... 6,21,69	9400LANBR..... 42	ACA1CT..... 47	ARTCARTSH..... 121	CT24548ADJ..... 101
785MBBCT..... 69	9400NBR..... 16,42	ACA2..... 46	ARTCNTR..... 123	CT24608ADJ..... 101
785MBBM..... 6,21	9612..... 41	ACA2CT..... 47	ARTDRY1..... 123	CT24728ADJ..... 101
792026BB..... 70	9614..... 16,41	ACA3..... 46	ARTDRY40..... 121	CT30..... 114
792026BBM..... 70	9616..... 16,41	ACA3CT..... 47	ARTROLA..... 121	CT30488ADJ..... 101
792448..... 110	9618..... 16,41	ACA4..... 46	BC3630..... 153	CT30548ADJ..... 101
792448BB..... 70	9640BR..... 16,43	ACA4CT..... 47	BC3636..... 153	CT30608ADJ..... 101
793060..... 110	9640NBR..... 43	ACCA1CT..... 47	BC3648..... 153	CT30728ADJ..... 101
793072..... 110	9700BR..... 3,16,42	ACCA2CT..... 47	BC3660..... 153	CT36..... 114
793672..... 110	9700BRLH..... 42	ACCA3CT..... 47	BC3672..... 153	CT36488ADJ..... 101
79HEXM..... 69		ACCA4CT..... 47	BCM3630..... 153	CT36548ADJ..... 101
790CTM..... 69		ACCS1CT..... 56	BCM3642..... 153	CT36608ADJ..... 101
871..... 22,70		ACCS2CT..... 56	BCM3652..... 10,31,153	CT36728ADJ..... 101
871M..... 22		ACCS3CT..... 56	BCM3672..... 31,153	CT41..... 114
872048QR..... 84		ACCS4CT..... 56	BCM3684..... 31,153	CW18..... 115
872430CC..... 84		ACCA1CT..... 48	BCMCAST3635..... 153	CW25..... 115
872436..... 24,84		ACCA2CT..... 48	BCMCAST3648..... 153	CW30..... 115
872436SC..... 86		ACCA3CT..... 48	BCMCAST3658..... 153	CZ18..... 18,58
872448..... 8,24,84		ACCA4CT..... 48	BCMCAST3678..... 153	CZ18C..... 18
872460..... 8,24,84		ACCA1CT..... 61	BRDESLBLTUB..... 123	CZ18FRW..... 116
872472..... 24,84		ACCA2CT..... 61	BRDESLNEST..... 133	CZ25..... 116
873..... 70		ACCA3CT..... 61	BRDESLLED..... 123,133	CZ25FRW..... 116
873030CC..... 84		ACCA4CT..... 61	BRDESLTUB..... 123	CZ30..... 116
873036..... 84		ACS1..... 55	BRDESLWH..... 133	CZ30FRW..... 116
873048..... 24,84		ACS1CT..... 56	BRDMAG4896..... 133	DV4860..... 136
873060..... 8,24,84		ACS2..... 55	BT1272..... 134	DV6060..... 136
873072..... 8,24,84		ACS2CT..... 56	BT19318D..... 134	DVCAST..... 136
873672..... 84		ACS3..... 55	C36R..... 113	DVCON..... 136
8771..... 22,70		ACS3CT..... 56	C36SL..... 113	DVCON90..... 136
8771M..... 22		ACS4..... 55	C36SQ..... 113	DVFOOT..... 136
878..... 22,70		ACS4CT..... 56	C42R..... 113	EC3ESLMRK..... 123
87PF2436..... 83		ACZ1..... 61	C42SL..... 113	ECBEAN..... 122
87PF2448..... 83		ACZ1CT..... 61	C42SQ..... 113	ECBKRAK5..... 123
87PF2460..... 83		ACZ2..... 61	C48R..... 113	ECBKRAK5DF..... 123
87PF2472..... 83		ACZ2CT..... 61	C48SL..... 113	ECBKRAK6BRD..... 123
87PF3036..... 83		ACZ3..... 61	C48SQ..... 113	ECBKRAKDH..... 123
87PF3048..... 83		ACZ3CT..... 61	C60R..... 113	ECBLOCKBIN..... 125
87PF3060..... 83		ACZ4..... 61	C60SL..... 113	ECBLOCKS183..... 125
87PF3072..... 83		ACZ4CT..... 61	C60SQ..... 113	ECBNPLAY..... 125
87PFHR48..... 83		AN12..... 43	CA18EL..... 43	ECBROOMKIT..... 125
87PFHR60..... 83		AN14..... 3,16,43	CA25EL..... 115	ECBROWSER..... 123
87PFHR84..... 83		AN16..... 3,16,43	CA30EL..... 115	ECCF705..... 122
87PFSHLF48..... 83		AN18..... 3,16,43	CBK..... 156	ECCH12..... 122
87TRAP48..... 84		AN18EL..... 3,16	CBKLF..... 150,155	ECCH14..... 122
87TRAP60..... 84		ANC1..... 45	CBKLG..... 156	ECCOT..... 122
87TRAP84..... 84		ANC1CT..... 46	CCA1..... 45	ECCOTCAST..... 122
8802..... 30,128		ANC2..... 45	CCA2..... 45	ECCUB2436TTC..... 124
8806..... 128		ANC2CT..... 46	CCA3..... 45	ECCUB244815..... 124
8830SBG..... 128		ANC3..... 45	CCA4..... 45	ECCUB244818..... 124
8915..... 10,30,129		ANC3CT..... 46	CCSG1..... 55	ECCUB249615..... 124
8916SB..... 129		ANC4..... 45	CCSG2..... 55	ECCUB304815..... 124
8916SBCB..... 129		ANC4CT..... 46	CCSG3..... 55	ECCUB304818..... 124
8917..... 30,129		ANCANT14..... 44	CCSG4..... 55	ECCUB304829..... 124
8918SB..... 129		ANCANT16..... 44	CW1..... 48	ECCUB309615..... 124
8919SB..... 129		ANCANT18..... 44	CCW2..... 48	ECCUB3420S..... 124
8920SB..... 129		ANLAB..... 44	CCW3..... 48	ECCUB364815..... 124
8925..... 30,129		ANROCK14..... 44	CCW4..... 48	ECCUB364818..... 124
8926..... 10,30,129		ANROCK16..... 44	CCZ1..... 60	ECCUB3648TT12..... 124
8936SB..... 129		ANROCK18..... 44	CCZ2..... 60	ECCUB483615..... 124
8970SB..... 129		ANS1..... 45	CCZ3..... 60	ECCUB4836TT25..... 124
9010..... 3,16,41		ANS2..... 45	CCZ4..... 60	ECCUB4836TT30..... 124
9012..... 3,16,41		ANS3..... 45	CF30..... 114	ECCUB484816..... 124
9014..... 3,16,41		ANS4..... 45	CF36..... 114	ECDOLLBED..... 125
9016..... 3,16,41		ANTI..... 45	CF41R36..... 114	ECDOLLCHAIR..... 125
9018..... 3,16,41		ANTASK16..... 44	CF41R42..... 114	ECDRESS..... 125
9050..... 16,42		ANTASK18..... 17,44	CLOCK12..... 134	ECEASLE..... 123
9050P..... 3,16		ANTF1..... 46	CPUCADDY .. 83,85,92,97,102,103	ECIRONSET..... 125
9260GCLS..... 42		ART243636..... 121	CS18..... 18,53	ECKTCHN..... 125
9260PGC..... 16,42		ART4260..... 121	CS25..... 115	ECKTCNTR..... 125
9400BR..... 3,16,42		ART4260ADJ..... 121	CS30..... 115	ECLCTRNWHT..... 123

# PRODUCT INDEX

ALPHABETICAL ORDER..... Page No.	ALPHABETICAL ORDER..... Page No.	ALPHABETICAL ORDER..... Page No.	ALPHABETICAL ORDER..... Page No.	ALPHABETICAL ORDER..... Page No.
ECLOK3655..... 125	HWT53048..... 103	MAILCTR..... 120	N9COBR..... 51	PR2472RPT2..... 142
ECLOK4848..... 125	IMS30481..... 74	MC2432..... 71	N9CONBR..... 17,51	PR2472RPT3..... 143
ECLOK484816..... 125	IMS30482..... 74	MET..... 75	N9CORBR..... 51	PR2472RPT4..... 144
ECLOK4854S..... 125	IMS30483..... 74	METB18..... 75	N9CORNBR..... 51	PR2472RPT5..... 146
ECMIRROR..... 125	IMS30484..... 74	METD30..... 75	N9LAB..... 17,50	PR3048P..... 138
ECROCK12..... 122	IMS30561..... 74	METS12..... 75	N9SLEDBR..... 51	PR3060DP..... 138
ECROCK18..... 122	IMS30562..... 74	MMKEY..... 136,150,156,159	N9SLEDNBR..... 51	PR3066P..... 138
ECSINK..... 125	IMS30563..... 74	MT30144..... 27,104	N9TASK16..... 50	PR3072DP..... 138
ECSTORPUZ..... 124	IMS30564..... 74	MT30144AE..... 27	N9TASK18..... 4,17,50	PR3072P..... 138
ECSTORTTCL12..... 124	IMT1..... 74	MT3096..... 104	PNCLSHRP..... 134	PRC2460DP..... 138
ECSWT4617..... 125	IMT2..... 74	MT48R..... 104	PR2448..... 138	PRC2460DPO..... 147
ECSWT4617T..... 125	IMT3..... 74	MT600CT..... 27,104	PR2448LPO..... 147	PRC2460DPT1..... 141
ECT2424LO..... 122	IMT4..... 74	MT60R..... 27,104	PR2448LPT1..... 140	PRC2460DPT2..... 142
ECT2424LO18..... 122	IMTIT..... 74	MT72R..... 27,104	PR2448LPT2..... 142	PRC2460DPT3..... 144
ECT30RLO..... 122	IMTS..... 74	MTB152710..... 27,105	PR2448LPT3..... 143	PRC2460DPT4..... 144
ECHHEATER..... 125	KAV2418ADJ..... 132	MTB152712..... 27,105	PR2448LPT4..... 144	PRC2460DPT5..... 146
FABEDPD..... 134	KAVP2418ADJ..... 132	MTB15278..... 105	PR2448LPT5..... 146	PRC2472DP..... 138
FACAB..... 135	KBRKT2..... 132	MTB172910..... 27,105	PR24480..... 147	PRC2472DPO..... 147
FASCALE..... 134	KPHYSED..... 134	MTB172912..... 9,27,105	PR2448P..... 138	PRC2472DPT1..... 141
FASTOOL..... 134	KPRE183539..... 132	MTB172912AEB..... 27	PR2448RPO..... 147	PRC2472DPT2..... 142
FATREAT..... 134	KPRE351839..... 132	MTB17298..... 27,105	PR2448RPT1..... 140	PRC2472DPT3..... 144
FLAGHOLD..... 134	L9032..... 119	MTB193110W..... 105	PR2448RPT2..... 142	PRC2472DPT4..... 144
FLAGIN1624..... 134	LBT33..... 119	MTB193112W..... 105	PR2448RPT3..... 143	PRC2472DPT5..... 146
FLAGIN2436..... 134	LCTRND..... 133	MTB19318W..... 105	PR2448RPT4..... 144	PRFC321..... 150
FLAGIN3660SET..... 134	LEP39..... 119	MTBO15275..... 105	PR2448RPT5..... 146	PRFC322..... 150
FTT2430..... 102	LG3333133..... 161	MTBO17295..... 27,105	PR2448T1..... 140	PRFC323..... 150
FTT2436..... 102	LGC573133..... 161	MTC8..... 10,28,107	PR2448T2..... 141	PRFC641..... 150
FTT2442..... 102	LIB3060..... 118	MTC8AEBG..... 28	PR2448T3..... 143	PRFC6410..... 150
FTT2448..... 102	LIB3660..... 118	MTC8G..... 28	PR2448T4..... 143	PRFC642..... 150
FTT2460..... 9,26,102	LIB3672..... 118	MTS15271212..... 28,106	PR2448T5..... 146	PRFC6420..... 150
FTT2472..... 26,102	LIB4848..... 118	MTS15271216..... 28,106	PR2460..... 138	PRFC643..... 150
FTT2484..... 102	LIB48R..... 118	MTS17291012..... 28,106	PR2460LPO..... 147	PRFC6430..... 150
FTT3030..... 102	LIB48RLO..... 118	MTS17291012AE..... 28	PR2460LPT1..... 140	PRHD3060..... 138
FTT3036..... 102	LIBCH16..... 119	MTS17291212..... 9,28,106	PR2460LPT2..... 142	PRHD3060P..... 139
FTT3042..... 102	LIBCH18..... 119	MTS17291212AE..... 28	PR2460LPT3..... 143	PRHD3066..... 138
FTT3048..... 102	LIBLIT11..... 120	MTS19311012W..... 107	PR2460LPT4..... 144	PRHD3066P..... 139
FTT3060..... 9,26,102	LIBLIT23..... 120	MTS19311212W..... 107	PR2460LPT5..... 146	PRHD3076P..... 139
FTT3072..... 26,102	LIBRARBOOKB..... 123	MTS193188W..... 107	PR24600..... 147	PRHD3082P..... 139
FTT3084..... 102	LIBSTPSTL..... 119	MTSE15271012..... 106	PR2460RPO..... 147	PRHDL3076CR39L..... 148
FTT52448..... 102	LPGDU39..... 119	MTSE17291012..... 106	PR2460RPT1..... 140	PRHDL3076CR39R..... 148
FTT53048..... 102	LPSA361282..... 119	MTS0152758..... 106	PR2460RPT2..... 142	PRHDL3076NR39L..... 149
FTTCPU..... 102,103	LPSS371282..... 119	MTS0172958..... 28,106	PR2460RPT3..... 143	PRHDL3076NR39R..... 149
FV18534DF..... 157	LS2A362442..... 119	MTS0193156W..... 106	PR2460RPT4..... 144	PRHDL3076R45..... 139
HCOATRAK48..... 134	LS2P3642..... 119	N212..... 4,17,48	PR2460RPT5..... 146	PRHDL3076R45P..... 139
HCT2646..... 162	LS2S372442..... 119	N214..... 4,17,48	PR2460T1..... 140	PRHDL3076RLO..... 147
HCT2945..... 162	LSA361282..... 119	N216..... 4,17,48	PR2460T2..... 141	PRHDL3076RLT1..... 141
HCT4..... 162	LSB3682..... 119	N218..... 4,17,48	PR2460T3..... 143	PRHDL3076RLT2..... 142
HCT4100..... 162	LSS371282..... 119	N218EL..... 4,17	PR2460T4..... 143	PRHDL3076RLT3..... 145
HCT6..... 162	LSU39..... 119	N240BR..... 49	PR2460T5..... 146	PRHDL3076RLT4..... 145
HCT6072..... 11,162	LT3672..... 118	N240NBR..... 49	PR2466LPO..... 147	PRHDL3076RLT5..... 146
HCT789..... 11,162	LT48R..... 118	N250..... 49	PR2466LPT1..... 140	PRHDL3076RRO..... 147
HCT8..... 11,162	LTS2260829..... 89	N260GC..... 49	PR2466LPT2..... 142	PRHDL3076RRT1..... 141
HCTTRASH..... 134	LTS2272829..... 89	N260GLS..... 49	PR2466LPT3..... 143	PRHDL3076RRT2..... 142
HRTT1..... 11,162	LTS2284829..... 89	N270BR..... 49	PR2466LPT4..... 144	PRHDL3076RRT3..... 145
HTT6..... 11,162	LTS2296829..... 89	N312..... 57	PR2466LPT5..... 146	PRHDL3076RRT4..... 145
HTT8..... 11,162	LTS2460829..... 89	N314..... 57	PR2466P..... 138	PRHDL3076RRT5..... 146
HWT2430..... 103	LTS2472829..... 89	N316..... 57	PR2466RPO..... 147	PRHDL3082CR39L..... 148
HWT2436..... 103	LTS2484829..... 89	N318..... 57	PR2466RPT1..... 140	PRHDL3082CR39R..... 148
HWT2442..... 103	LTS2496829..... 89	N3CORBM..... 57	PR2466RPT2..... 142	PRHDL3082NR39L..... 149
HWT2448..... 103	LTS3048829..... 89	N3CONBRM..... 57	PR2466RPT3..... 143	PRHDL3082NR39R..... 149
HWT2460..... 103	LTS3054829..... 89	N3CORBRM..... 57	PR2466RPT4..... 144	PRHDL3082R45..... 139
HWT2472..... 103	LTS3060829..... 89	N3CORNBRM..... 57	PR2466RPT5..... 146	PRHDL3082R45P..... 139
HWT2484..... 103	LTS3072829..... 89	N3LAB..... 57	PR2472LPO..... 147	PRHDL3082RLO..... 147
HWT3030..... 103	LTS3084829..... 89	N3TASK16..... 57	PR2472LPT1..... 140	PRHDL3082RLT1..... 141
HWT3036..... 103	LTS3096829..... 89	N3TASK18..... 57	PR2472LPT2..... 142	PRHDL3082RLT2..... 142
HWT3042..... 103	LTS3654829..... 89	N912..... 3,17,50	PR2472LPT3..... 143	PRHDL3082RLT3..... 145
HWT3048..... 103	LTS3660829..... 89	N914..... 3,17,50	PR2472LPT4..... 144	PRHDL3082RLT4..... 145
HWT3060..... 103	LTS3672829..... 89	N916..... 3,17,50	PR2472LPT5..... 146	PRHDL3082RLT5..... 146
HWT3072..... 103	LTS36728RT29..... 89	N918..... 3,17,50	PR2472P..... 138	PRHDL3082RRO..... 147
HWT3084..... 103	LTS3684829..... 89	N918TA..... 50	PR2472RPO..... 147	PRHDL3082RRT1..... 141
HWT52448..... 103	LTS3696829..... 89	N918TAF..... 51	PR2472RPT1..... 140	PRHDL3082RRT2..... 142

# PRODUCT INDEX

ALPHABETICAL ORDER..... Page No.	ALPHABETICAL ORDER..... Page No.	ALPHABETICAL ORDER..... Page No.	ALPHABETICAL ORDER..... Page No.	ALPHABETICAL ORDER..... Page No.
PRHDL3082RR3..... 145	PRWMP28..... 151	PT4848ADJ..... 91	RUG81113..... 122	SGSTI5C..... 52
PRHDL3082RR4..... 145	PRWMP40..... 151	PT489629..... 117	RUG99140..... 122	SGSTI8C..... 52
PRHDL3082RR5..... 146	PS18..... 52	PT489629GR1..... 117	RUGBL100140..... 122	SGTALHKD..... 131
PRL3066CR39L..... 149	PS25..... 52	PT489629GR2..... 117	RUGCA90144..... 122	SGTARHKD..... 131
PRL3066CR39R..... 149	PS30..... 52	PT489629GR3..... 117	RUGDA100140..... 122	SGTASK15..... 54
PRL3066NPR45..... 149	PSTASK18..... 52	PT48R26C..... 91	S187230CSAE..... 87	SGTASK18..... 18,54
PRL3066NR39L..... 149	PT246026C..... 91	PT48R27..... 90	S187230EP..... 87	SGTASK18P..... 4,18,54
PRL3066NR39R..... 149	PT246027..... 90	PT48R29..... 90	S206030CSAE..... 87	T3050..... 74
PRL3066R45..... 139	PT246029..... 90	PT48RADJ..... 91	S206030EP..... 87	T3050L..... 74
PRL3066R45P..... 139	PT246029C2..... 91	PT48RADJC..... 91	S245430CSAE..... 9,25,87	T3056P..... 74
PRL3066RLO..... 148	PT2460ADJ..... 91	PT60HR26C..... 91	S245430EP..... 25,87	T3056PL..... 74
PRL3066RLT1..... 141	PT2460ADJC..... 91	PT60HR27..... 90	S2454CSADJAE..... 25	T3060..... 74
PRL3066RLT2..... 142	PT2460ADJC2..... 92	PT60HR29..... 90	S246030CSAE..... 9,25,87	T3060L..... 74
PRL3066RLT3..... 145	PT2460CR27..... 90	PT60HRADJ..... 91	S246030EP..... 25,87	T3066P..... 22,74
PRL3066RLT4..... 145	PT2460CR29..... 90	PT60HRADJC..... 91	S2460CSADJAE..... 25	T3066PL..... 74
PRL3066RLT5..... 147	PT2460CRADJ..... 91	PT60R27..... 90	S2460CSADJCAE..... 25	T762ELECT. 83,85,92,118,137,152
PRL3066RRO..... 148	PT247226C..... 91	PT60R29..... 90	S306030CSAE..... 87	T87CPU..... 83,85
PRL3066RRT1..... 141	PT247227..... 90	PT60RADJ..... 91	S306030EP..... 26,87	TD2128Y24M..... 72
PRL3066RRT2..... 142	PT247229..... 90	PTD2936..... 154	S3060CSADJAE..... 25	TD2128Y30M..... 72
PRL3066RRT3..... 145	PT247229C2..... 91	PTBC2948..... 154	S307230CSAE..... 87	TD2128YADJM..... 6,22,72
PRL3066RRT4..... 145	PT2472ADJ..... 91	PTBC4836..... 154	S307230EP..... 87	TD24488YADJBB..... 22,73
PRL3066RRT5..... 147	PT2472ADJC..... 91	PTBC4848..... 154	S367230CSAE..... 25,87	TD24488YADJBR..... 73
PRL3072CR39L..... 149	PT2472ADJC2..... 92	PTBC6036..... 154	S367230EP..... 87	TD24488YADJBRT..... 73
PRL3072CR39R..... 149	PT303029..... 117	PTBC6048..... 154	S3672CSADJAE..... 25	TE20488Y24..... 95
PRL3072NPR45..... 149	PT303039..... 117	PTBC7236..... 154	SCI244830CSAE..... 86	TE20488Y30..... 95
PRL3072NR39L..... 149	PT304826C..... 91	PTBC7248..... 154	SCI244830EP..... 86	TE20488YADJ..... 95
PRL3072NR39R..... 149	PT304827..... 90	PTBC8436..... 154	SCI245430CSAE..... 25,86	TE20548Y24..... 95
PRL3072R45..... 139	PT304829..... 90	PTBC8448..... 154	SCI245430EP..... 9,25,86	TE20548Y30..... 95
PRL3072R45P..... 139	PT304829C2..... 91	PTBKSTD..... 132	SCI246030CSAE..... 86	TE20548YADJ..... 95
PRL3072RLO..... 148	PT3048ADJ..... 91	PTC2472GR2..... 137	SCI246030EP..... 9,25,86	TE20608Y24..... 95
PRL3072RLT1..... 141	PT3048ADJC..... 91	PTD3060..... 137	SCI306030CSAE..... 86	TE20608Y30..... 95
PRL3072RLT2..... 142	PT3048ADJC2..... 92	PTD3660BF..... 137	SCI306030EP..... 25,86	TE20608YADJ..... 26,95
PRL3072RLT3..... 145	PT306026C..... 91	PTD3672BF..... 137	SCISINKDEMO..... 87	TE20728Y24..... 95
PRL3072RLT4..... 145	PT306027..... 90	PTD3676P..... 137	SCRN6060..... 132	TE20728Y30..... 95
PRL3072RLT5..... 147	PT306029..... 90,117	PTD4072SE..... 137	SCRN7070..... 132	TE20728YADJ..... 95
PRL3072RRO..... 148	PT306029C2..... 91	PTD4484E..... 137	SCT..... 131	TE24488Y24..... 95
PRL3072RRT1..... 141	PT306039..... 117	PTD4484SE..... 137	SCT11SU..... 163	TE24488Y30..... 95
PRL3072RRT2..... 142	PT3060ADJ..... 91	PTDCPU..... 137,152	SCT19125KD..... 163	TE24488YADJ..... 26,95
PRL3072RRT3..... 145	PT3060ADJC..... 91	PTHEX8429..... 117	SCT19125SU..... 163	TE24548Y24..... 95
PRL3072RRT4..... 145	PT3060ADJC2..... 92	PTHEX8429S..... 117	SCT1978KD..... 163	TE24548Y30..... 95
PRL3072RRT5..... 147	PT3060CR27..... 90	PTHEX9629..... 117	SCT1978SU..... 163	TE24548YADJ..... 95
PRLS..... 139	PT3060CR29..... 90	PTHEX9629S..... 117	SCT1996KD..... 163	TE24608Y24..... 95
PRMP1620BBFC..... 140	PT3060CRADJ..... 91	PTHEXSHELF46..... 117	SCT1996SU..... 163	TE24608Y30..... 95
PRMP1620FFC..... 140	PT307226C..... 91	PTHVWC2..... 117,152	SCTSBL..... 163	TE24608YADJ..... 26,95
PRMP1624RBBF..... 140	PT307227..... 90	PTHVWC3..... 117,152	SG1..... 131	TE24728Y24..... 95
PRMP1624RBBFC..... 140	PT307229..... 90	PTHVWCEND..... 117,152	SG1C..... 30	TE24728Y30..... 95
PRMP1624RFF..... 140	PT307229C2..... 91	PTKID7229..... 90	SG410..... 52	TE24728YADJ..... 95
PRMP1624RFFC..... 140	PT3072ADJ..... 91	PTKID7229C..... 91	SG413..... 4,18,52	TE30368D24..... 95
PROSF48..... 148	PT3072ADJC..... 91	PTLCASTER..... 92,117	SG415..... 4,18,52	TE30368D30..... 96
PROSF60..... 148	PT3072ADJC2..... 92	PTLCTRN..... 133	SG418..... 4,18,52	TE30368DADJ..... 96
PROSF64..... 150	PT308429..... 117	PTMODPNL5..... 92,117	SG418TABR..... 54	TE30488D24..... 95
PROSF66..... 148	PT308439..... 117	PTMODPNL6..... 92,117	SG418TAFBR..... 54	TE30488D30..... 96
PROSF72..... 148	PT30RHP26C..... 91	PTMS5145CCBTT..... 158	SG419..... 18,52	TE30488DADJ..... 96
PROSL48..... 148	PT3672RT26C..... 91	PTMS5145CMBTT..... 158	SGARMSKD..... 131	TE30548D24..... 95
PROSL60..... 148	PT3672RT27..... 90	PTMS5145CCT..... 158	SGC1CT..... 55	TE30548D30..... 96
PROSL64..... 150	PT3672RT29..... 90	PTPS..... 132	SGC2CT..... 55	TE30548DADJ..... 96
PROSL66..... 148	PT3672RTADJ..... 91	PTPSMOD..... 132	SGC3CT..... 55	TE30608D24..... 95
PROSL72..... 148	PT3672RTADJC..... 91	PTPSSHELF..... 132	SGC4CT..... 55	TE30608D30..... 96
PROSM48..... 148	PT369029..... 117	PTRL2448..... 137	SGCANT13..... 53	TE30608DADJ..... 26,96
PROSM60..... 148	PT369029C2..... 117	PTRU2242B..... 137	SGCANT15..... 53	TE30728D24..... 95
PROSM64..... 150	PT369029C2GR1..... 117	PTSHELF46..... 117	SGCANT18..... 18,53	TE30728D30..... 96
PROSM66..... 148	PT369029C2GR2..... 117	PTSTRAP..... 92,118,137	SGCOBRM..... 54	TE30728DADJ..... 26,96
PROSM72..... 148	PT369029C2GR3..... 117	PTTRAP8429..... 117	SGCONBRM..... 54	TE36488D24..... 95
PROSMW48..... 148	PT369029GR1..... 117	PTTRAP8429S..... 117	SGLABP..... 18,54	TE36488D30..... 96
PROSMW60..... 148	PT369029GR2..... 117	PTTRAP9629..... 117	SGROCK13..... 53	TE36488DADJ..... 96
PROSMW64..... 150	PT369029GR3..... 117	PTTRAP9629S..... 117	SGROCK15..... 53	TE36548D24..... 95
PROSMW66..... 148	PT4284RT27..... 90	PTTRAY..... 92,118,137,152	SGROCK18..... 53	TE36548DADJ..... 96
PROSMW72..... 148	PT4284RT29..... 90	PTTROUGH..... 92,118,137,152	SGSLEDBRM..... 55	TE36608D24..... 95
PRPS..... 139	PT4284RTADJ..... 91	PTU3672BFO..... 137	SGSLEDNBRM..... 55	TE36608D30..... 96
PRU3082HD..... 149	PT484827..... 90	PTU3676PO..... 137	SGSTI3C..... 52	TE36608DADJ..... 96
PRWMP22..... 151	PT484829..... 90	REVEAL..... 100		

# PRODUCT INDEX

ALPHABETICAL ORDER..... Page No.	ALPHABETICAL ORDER..... Page No.	ALPHABETICAL ORDER..... Page No.	ALPHABETICAL ORDER..... Page No.	ALPHABETICAL ORDER..... Page No.
TE36728D24..... 95	TR2072ADJ..... 93	TS20368YADJ..... 96	TWMP48..... 24,85	ZADJ2026M..... 4,20,62
TE36728D30..... 96	TR208430..... 93	TS20488Y30..... 96	TWMP60..... 11,24,85	ZADJ2026MC2..... 20
TE36728DADJ..... 96	TR2084ADJ..... 93	TS20488YADJ..... 96	TWMP72..... 24,85	ZADJ2031M..... 62
TEPS..... 132	TR209630..... 93	TS20548Y30..... 96	TWMT36..... 98,152	ZBH..... 98,102,103,152
TEXTCPU..... 97	TR2096ADJ..... 93	TS20548YADJ..... 96	TWMT48..... 98,152	ZBOOM..... 63
TGANG..... 97,152	TR243630..... 93	TS20608Y30..... 96	TWMT54..... 98	ZBOOMBMM..... 5,20
TH24368YADJ..... 100	TR2436ADJ..... 94	TS20608YADJ..... 96	TWMT60..... 98	ZBOOMBHM..... 20
TH24488YADJ..... 100	TR244230..... 93	TS20728Y30..... 96	TWMT72..... 98	ZBOOMBMM..... 20
TH24548YADJ..... 100	TR2442ADJ..... 94	TS20728YADJ..... 96	U2424..... 111	ZBOOMCM..... 20
TH24608YADJ..... 100	TR244830..... 93	TS24368T30..... 97	U2430..... 111	ZBOOMM..... 20
TH24728YADJ..... 100	TR244830TD..... 73	TS24368TADJ..... 97	U24R..... 111	ZBOOMSMM..... 20
TH30368DADJ..... 100	TR244830WBTD..... 73	TS24368Y30..... 96	U3030..... 111	ZBOOMW..... 63
TH30488DADJ..... 100	TR2448ADJ..... 94	TS24368YADJ..... 96	U3042..... 111	ZBOX..... 98,152
TH30548DADJ..... 100	TR245430..... 93	TS24488T30..... 97	U3048..... 111	ZBR..... 98,152
TH30608DADJ..... 100	TR2454ADJ..... 94	TS24488TADJ..... 97	U30R..... 111	ZBRT..... 98,152
TH30728DADJ..... 100	TR246030..... 93	TS24488Y30..... 96	U3636..... 111	ZC1CT..... 61
THD30488D30..... 151	TR2460ADJ..... 94	TS24488YADJ..... 96	U36R..... 111	ZC2CT..... 61
THD30488DADJ..... 151	TR246630PRTD..... 73	TS24548T30..... 97	U4242..... 111	ZC3CT..... 61
THD30608D30..... 151	TR247230..... 93	TS24548TADJ..... 97	U42R..... 111	ZC4CT..... 61
THD30608DADJ..... 151	TR247230TD..... 73	TS24548Y30..... 96	U43CAST..... 160	ZCANTI3..... 59
THEC..... 100	TR247230WBTD..... 73	TS24608T30..... 96	U48R..... 111	ZCANTI5..... 19,59
TKBMA291..... 137	TR2472ADJ..... 94	TS24608TADJ..... 97	U87CAST..... 83,85	ZCANTI8..... 19,59
TKBMT19..... 82,83,84,92,94,118,137	TR248430..... 93	TS24608Y30..... 96	U9024CAST..... 36,37,38,39,42,44,49,50,52,54,57,59	ZCOBRM..... 60
TKBMT24..... 83,84,92,94,97,102,118,137,151	TR2484ADJ..... 94	TS24608YADJ..... 96	U9050CAST..... 36,42,49	ZCONBRM..... 19,60
TKBMT27..... 24,27,82,83,85,94,97,102,151	TR249630..... 93	TS24728T30..... 97	UBOOK..... 11,79	ZDESK226025..... 64
TKBMT29..... 24,83,85,94	TR2496ADJ..... 94	TS24728TADJ..... 97	UCLM..... 79,83	ZDESK226027..... 64
TKBMTC27..... 82,83,85,97,151	TR303630..... 93	TS24728Y30..... 96	UGANG..... 79,83,85	ZDESK226029..... 64
TKBMTC29..... 85	TR3036ADJ..... 94	TS24728YADJ..... 96	UGLIDE..... 36,37,38,39,42,44,49,50,52,54,57,59,160	ZDESK25M..... 64
TLCASTER..... 97,100	TR304230..... 93	TT0919..... 157	UGRMT27..... 79,83,85	ZDESK27M..... 64
TMOD27..... 72,97	TR3042ADJ..... 94	TT121812..... 158	UGRMT35..... 83,85	ZDESK29M..... 20,64
TMOD36..... 97,152	TR304830..... 93	TT12183..... 158	UPDRW..... 98,137,152	ZDESK29QM..... 20,64
TMOD48..... 97,152	TR304830TD..... 73	TT12186..... 158	UPDRWL..... 98,137,152	ZDESK29W..... 64
TMOD54..... 97	TR304830WBTD..... 73	TT1412..... 154,157	USHLFTRAP48..... 79	ZFRD418BR..... 65
TMOD60..... 97	TR3048ADJ..... 94	TT1419..... 157	UTOTE..... 79	ZFRDCANTI8..... 65
TMOD72..... 97	TR305430..... 93	TT1872SU..... 163	VSC203630U..... 76	ZFRDCOBRM..... 65
TP2460AGMTR..... 99	TR3054ADJ..... 94	TT1896SU..... 163	VSC204830U..... 76	ZFRDCONBRM..... 65
TP2472AGMTR..... 99	TR306030..... 93	TT2042830..... 99	VSC206030U..... 76	ZHEX30M..... 65
TP3060AGMTR..... 99	TR3060ADJ..... 94	TT20428ADJ..... 99	VSC243630U..... 76	ZHEXBOXM..... 5,21
TP3072AGMTR..... 99	TR306630PRTD..... 73	TT2048830..... 99	VSC244830U..... 76	ZHEXBOXMC2..... 21
TP36..... 164	TR307230..... 93	TT20608ADJ..... 99	VSC2448ADJUSU..... 76	ZHEXBRM..... 21
TP48..... 164	TR307230TD..... 73	TT2072830..... 99	VSC2454ADJUSU..... 76	ZHEXM..... 21,65
TP54..... 164	TR307230WBTD..... 73	TT20728ADJ..... 99	VSC246030U..... 76	ZHEXMC2..... 21
TP60..... 164	TR3072ADJ..... 94	TT2442830..... 99	VSC2460ADJUSU..... 76	ZHEXSUM..... 65
TP72..... 164	TR363630..... 93	TT24428ADJ..... 99	VSC247230U..... 76	ZLAB..... 5,19,59
TPBRK..... 164	TR3636ADJ..... 94	TT2448830..... 99	VSC2472ADJUSU..... 76	ZOCT30M..... 65
TPEH10..... 164	TR364230..... 93	TT24488ADJ..... 99	VSC248430U..... 76	ZOCTM..... 65
TPEH6..... 164	TR3642ADJ..... 94	TT2460830..... 99	VSC2484ADJUSU..... 76	ZOCTSUM..... 65
TPEP10..... 164	TR364830..... 93	TT24608ADJ..... 99	VSC304830U..... 76	ZROCK13..... 19,58
TPEP6..... 164	TR3648ADJ..... 94	TT2472830..... 99	VSC3048ADJUSU..... 76	ZROCK15..... 19,58
TPJ18..... 164	TR365430..... 93	TT24728ADJ..... 99	VSC3054ADJUSU..... 76	ZROCK18..... 5,19,58
TPJ24..... 164	TR3654ADJ..... 94	TT24728ADJ..... 99	VSC306030U..... 76	ZSLEDBRM..... 60
TPJ30..... 164	TR366030..... 93	TT24728ADJ..... 99	VSC3060ADJUSU..... 76	ZSLEDNBRM..... 60
TPJ42..... 164	TR3660ADJ..... 94	TT3042830..... 99	VSC307230U..... 76	ZSTCANTI3..... 59
TPJ6..... 164	TR367230..... 93	TT30428ADJ..... 99	VSC3072ADJUSU..... 76	ZSTCANTI5..... 19,59
TPREC1..... 164	TR3672ADJ..... 94	TT3048830..... 99	VSC308430U..... 76	ZSTCANTI8..... 19,59
TPREC2..... 164	TRMP36..... 94	TT3060830..... 99	VSC3084ADJUSU..... 76	ZTASK15..... 59
TPTP3..... 83,85,92,98,118,137,152	TRMP42..... 94	TT30608ADJ..... 99	VSC309630U..... 76	ZTASK18..... 5,19,59
TR203630..... 93,94	TRMP48..... 94	TT3072830..... 99	VSC364830U..... 76	ZU18LS..... 60
TR2036ADJ..... 93	TRMP54..... 94	TT30728ADJ..... 99	VSC366030U..... 76	ZU21LS..... 60
TR204230..... 93	TRMP60..... 94	TT3072SU..... 163	VSC367230U..... 76	ZU410..... 58
TR2042ADJ..... 93	TRMP72..... 94	TT3096SU..... 163	VSC368430U..... 76	ZU413..... 5,18,58
TR204830..... 93	TRMP84..... 94	TT57SU..... 163	VSC369630U..... 76	ZU415..... 5,18,58
TR2048ADJ..... 93	TRSHCAN..... 134	TUP..... 92,97,118,151	VSC424230U..... 76	ZU418..... 5,18,58
TR205430..... 93	TRSHCAN44R..... 134	TUPD..... 92,97,118,151	VSC484830U..... 76	ZU418TABR..... 60
TR2054ADJ..... 93	TRSHCAN55G..... 135	TUPDHW..... 92,97,118,151	Z202630BHM..... 20	ZU418TAFBR..... 60
TR206030..... 93	TRSHCAN55GLID..... 135	TVM..... 83,85,86	Z202630M..... 62	ZUST13C..... 58
TR2060ADJ..... 93	TRSHCANMED..... 135	TWC12..... 98,152	Z2026SUM..... 62	ZUST15C..... 58
TR207230..... 93	TRSHCANOUT..... 135	TWC16..... 98	Z203130M..... 62	ZUST18C..... 58
	TRSHCANREC..... 135	TWMB..... 98,152	ZADJ2026BHM..... 20	
	TS20368Y30..... 96	TWMP36..... 85,86	ZADJ2026BOXM..... 4,20	
			ZADJ2026BOXMC2..... 20	

## GENERAL INFORMATION

### PRODUCT EVALUATION & TESTING

As a service to our customers and to assure superior levels of quality control, Virco tests and evaluates our products according to rigorous standards. Virco's product evaluation program includes applicable performance testing for strength, durability and stability as established by the Business and Institutional Furniture Manufacturer's Association and accepted by the American National Standards Institute.

### ANSI/BIFMA TESTED

Virco's Ultrastack™, Virtuoso® and 8800 Series chairs; 2000 Series, I.Q. Series, 3000 Series, 4000 Series tables with standard-height legs, 4300 Series, 53 Series desks and returns, 53VF Series vertical files and 53LF lateral files, 53MP Series mobile pedestal units, 53CAB Series metal storage cabinets, 54VF Series vertical files, 6000, 6100 (Core-a-Gator®), 62000, 6800, 7900, 8700 871, 871M, 878 and Future Access® Series tables, 785 Series student desks, Sigma Series desks, 751 lift lid student desks, Jr. Executive student desks, 7900 Series desks, 72 Series student desks, 8900 Series chairs, 9000 Series, Analogy Series (except ROCK models), Civitas Series Seating (except ROCK models), Flip-Top Technology tables, Lunada® Series tables, N2 Series, Metaphor Series, Parameter® Series desks and returns, Plateau® Series round, rectangular and racetrack tables, Sage Series (except ROCK models), Makerspace, TEXT® Series tables, ZUMA Series (except ROCK models), 120, 121 and 122 Series Stools, included in this catalog have passed applicable performance tests for strength, durability, and stability as established by the Business and Institutional Furniture Manufacturer's Association International and accepted by the American National Standards Institute.

### UPHOLSTERY TESTING

The following Virco upholstery materials pass California Technical Information Bulletin 117, Section E: Ultratexhyde vinyl, Bastille fabric, Confetti fabric, Express fabric, Linen vinyl, Pacifica fabric, Sedona fabric, Select vinyl, and fabric for Sage™ Series upholstered seating models.

### FURNITURE WITH OAK FINISH

Virco's Oak finish highlights the grain and color accents of each furniture item. Because they're crafted from natural hardwood, no two pieces of Oak furniture have exactly the same grain pattern and color; instead, variations in grain and color result in uniquely complementary furniture groupings.

### 60", 72" AND 84" BOOKCASES

To avoid the risk of a serious tip-over accident, these bookcases must be securely anchored to a wall. Refer to the assembly instructions for more information.

### GUIDELINES FOR STACKING & MOVING FURNITURE

The number of pieces of furniture that can be safely stacked or moved on Virco's mobile storage equipment will vary depending on many factors, including the furniture's height, weight and general design; the speed at which the unit will be moved; the terrain over which it will travel; and the strength of the operator(s). Care should be taken not to stack to the point of unsteadiness. Virco recommends starting with small, easily handled loads and adding one to two pieces of furniture at a time to determine the safe capacity for each set of conditions. Use Virco mobile storage equipment with appropriate Virco furniture only.

### HEALTHY KIDS™

Healthy Kids™ products help promote better air quality in our children's classrooms and enable you to make healthy choices for your early learning environment. Good for this generation and many more to come, Healthy Kids products include some or all of these features and benefits:

- GREENGUARD® certified Tuff-Gloss Finishing System™
- Natural Hardwood Plywood
- Certified CARB-2 Compliant
- CPSIA Compliant
- Heavily Rounded Edges & Corners
- Glue-Dado-Pin Construction
- Tip-Me-Not™ Doors
- Pinch-Me-Not™ Hinges
- You may qualify for LEED® credits



## GENERAL INFORMATION

### VIRCO WARRANTY

Virco will repair or replace, at its option, any Virco furniture or equipment product which proves to be defective in original material or workmanship that may become evident within the first 10 years of the date of purchase and 5 years from the date of purchase for casters, glides, pneumatic cylinders and torsion bars. This is your sole and exclusive remedy. This warranty covers products manufactured after January 1, 2017, as long as product is owned by original purchaser, and is subject to the following limitations:

#### Limitations:

From the date of purchase, Virco's warranty covers the items below as follows:

##### 10 Years

Laminates, seating controls, all seating, desk, table and storage products unless otherwise indicated in this warranty.

##### 5 Years

Glides, casters, pneumatic cylinders and torsion bars on mobile folding tables.

##### 1 Year

Chairs with custom logos applied to their upholstered seats and/or backs.

#### Exclusions:

This warranty excludes:

- Apparent defects caused by abusive or abnormal use of the product.
- Products not assembled, installed or used in compliance with Virco's product instructions or warnings.
- Failures resulting from inadequate inspection and maintenance.
- The effects of normal usage over time.
- Any damage caused during shipment (see the current Virco price list's "Steps to Take When Receiving Shipments" for more information).
- Product modifications not approved by Virco.
- Vinyl and fabric upholstery material, except as may be offered by the mill source.
- Rust caused by natural elements or high exposure to moisture
- Products used for rental purposes.

### Natural Materials, Color Variations & Customer's Own Materials

Leather, wood and other natural materials may have intrinsic grains or patterns that are distinguishing features and not regarded as defects. Virco cannot warrant the matching of grains, patterns, textures, colors, or the color-fastness of such materials. In addition, Virco does not warrant Customer's Own Materials (COM) that are chosen and used in a Virco product at a customer's request.

THERE ARE NO IMPLIED WARRANTIES OF FITNESS OR MERCHANTABILITY, AND THERE ARE NO OTHER EXPRESS WARRANTIES BEYOND THE WARRANTIES EXPRESSED HERE. ALL INCIDENTAL OR CONSEQUENTIAL DAMAGES WHICH MAY ARISE, INCLUDING BUT NOT LIMITED TO BUSINESS LOSSES, PERSONAL PROPERTY DAMAGE, AND THIRD PARTY LIABILITIES ARE HEREBY EXPRESSLY EXCLUDED.

### To obtain service under this warranty:


Please contact your local Virco Sales Representative or Customer Service at 800.448.4726.

### Care & Use Instructions Notice:

To prevent structural failures and possible injury, furniture should not be used other than for its intended purpose and should be inspected regularly for loose or missing screws or rivets, metal fatigue, cracks, broken welds, missing attachments, loose staples and general instability. Furniture that is damaged or appears to be unstable should immediately be removed from service, reported to the facility manager and replaced or repaired. Repairs should only be made using factory-authorized parts and methods. For information on furniture maintenance, or to report furniture which requires service, call Virco toll-free at 800.448.4726. Furniture should be wiped down with mild soap and water as needed.

## VIRCO AND THE ENVIRONMENT

### GREENGUARD®

Hundreds of Virco furniture models have earned stringent GREENGUARD® Gold certification (formerly known as Greenguard Children & Schools Program certification) for low chemical emissions into indoor air. When this icon  is shown at the bottom of a page in this price list, all products on that page are Greenguard Gold certified. For the most current listing of Virco's Greenguard-certified products — including models that may have been certified since the publication of this price list — go to [www.greenguard.org](http://www.greenguard.org) and click on the Find Products link.

To search the Greenguard Certification Product Guide for Virco's Greenguard-certified products, be sure to search by the series name (for example, ZUMA®) or series number (for example, 3000 Series) rather than by specific model numbers (for example, ZU418 or 3018) since the search function will not recognize Virco model numbers. The Greenguard Certification Product Guide also has printable Greenguard certificates for Virco's Greenguard-certified furniture items. Please note that these certificates refer to Virco product groups (for example, ZUMA 4-Leg Chairs, ZUMA Cantilevered Chairs, and ZUMA Mobile Chairs) rather than to specific model numbers.

As the Greenguard website states, "GREENGUARD Certification ensures that a product has met some of the world's most rigorous and comprehensive standards for low emissions of volatile organic compounds (VOCs) into indoor air." To date, over 300 manufacturers — including Virco — provide customers with Greenguard-certified products.

### LEED®

Many of Virco's customers are interested in the LEED® program. LEED, which stands for Leadership in Energy and Environmental Design, is a program of the non-profit U.S. Green Building Council. LEED is a well-known standard for environmentally-friendly buildings.

Virco furniture can help you earn points under the LEED for Schools and rating systems. Hundreds of Virco's Greenguard-certified products can help you earn an Indoor Air Quality (IAQ) credit under the LEED for Schools rating system. Depending on the project, Virco furniture can also help you earn LEED credits for Materials & Resources (MR). ZUMAFrd™ and Virco's other Greenguard-certified products are well suited to green building projects. Virco's Take-Back program can also help reduce the environmental impact of a renovation project.

For any questions about how Virco products can help your building project earn LEED points, please contact your Virco Sales Representative.

### WASTEWISE

The U.S. Environmental Protection Agency's WasteWise program -- according to its website -- "helps organizations and businesses reduce waste and practice sustainable materials management through the prevention and recycling of municipal solid waste (common household and business waste) and select industrial materials."

Virco joined the EPA's WasteWise Program as a charter member in 1994. Over the years, we've been privileged to receive a number of WasteWise honors, including: WasteWise Program Champion (1998, 1999 & 2001); WasteWise Partner of the Year for Large Businesses (2000 & 2002); and WasteWise Climate Change Partner of the Year (2002). In 2003, Virco was designated as a charter member of the WasteWise Hall of Fame.

If your organization isn't already a member, we strongly encourage you to join WasteWise; information is available at:

<http://www.epa.gov/epawaste/conservesmm/wastewise/about.htm>.

### TAKE-BACK PROGRAM

Through this ground-breaking program — launched in 2006 — Virco takes back out-of-service furniture from qualifying schools, colleges and universities and recycles the components. Some of this recycled material can then be included in the Fortified Recycled Wood™ that's used to make seats, backrests and work surfaces for our highly sustainable ZUMAFrd furniture.

### CASH FOR CARDBOARD

Virco's "Cash for Cardboard" Program helps 35 schools near our Conway, Arkansas facility reap the benefits of recycling. Virco builds recycling bins for these schools, collects their cardboard and transports it to a recycling vendor, then returns the proceeds to the schools. To date, the Cash for Cardboard Program has enabled these schools to earn over \$100,000.

# VIRCO AND THE ENVIRONMENT

## RESOURCE RECOVERY ACCOMPLISHMENTS

Over 351,000,000 pounds of recyclables have been processed by Virco since 1989.

Through out comprehensive resource recovery program - which includes over 40 items - Virco recycles:

- More than 1.0 million lbs. of cardboard and paper per year (since 1989, more than 35.5 million lbs. have been recycled);
- More than 1.4 million lbs. of steel and other metals per year (since 1991, more than 132.5 million lbs. of steel and other metals have been recycled);
- More than 1 million lbs. of plastics, including compression-molded hard plastic in 2009 (since 1991, more than 17.8 million lbs. have been recycled);
- In addition, Virco has recycled more than 148.1 million pounds of wood materials, including wood dust, particleboard, and pallets since 1991.
- In 2012, we diverted more than 32,000 pounds of demolition waste from landfill disposal and recycled more than 462,000 pounds of hydraulic oil.
- In 2012, Virco recycled 400 pounds of various types of rubber, including polyurethane foam; we also recycled 2,600 pounds of tires.
- Along with the items noted above, Virco's in-house recycling - as well recycling on behalf of our employees, schools and other organizations - during 2012 included: 11,325 pounds of electronic equipment; 400 pounds of aluminum cans; 16,096 pounds of batteries, 3,200 pounds of newspapers; 250 pounds of light bulbs, fluorescent lights, and other misc. bulbs; 200 pounds of phone books; 230 pounds of appliances; and 672.6 pounds of copper wire and aluminum scrap.
- These efforts have enabled over 12,500,000 pounds of waste to be diverted from landfill disposal each year, on average since 1989; we average approximately, \$130,000 in annual savings by diverting waste from the landfill.

## USE OF RECYCLABLE MATERIALS

- All steel used in Virco products is recyclable.
- Virco cartoning: 100% recyclable.
- Foam upholstery material: 100% recyclable.
- Plastics used in Virco products: 100% recyclable.
- In summary, the materials used to manufacture Virco products are 95% recyclable.

## RECYCLED CONTENT

Virco uses recycled material in the following:

- Steel: Our steel averages more than 30% post-consumer recycled material.
- Cartoning: Up to 60% post-consumer recycled material.
- Our wood products are also made with post-industrial recycled material.
- Our plastic products are also made with post-industrial recycled material.
- Virco purchases over \$25,000,000 worth of recycled-content materials every year to produce and ship our furniture.

## DIRECTED MANUFACTURING PROCESSES

Virco uses a wide range of environmentally friendly manufacturing processes leading to:

- The development of more than 175 production innovations, contributing to the recovery and recycling of waste products in nearly all production areas. As a result, manufacturing processes in Virco's Conway, Arkansas, facilities have been largely waste-free since 2003.
- The elimination of all "wet" paint lines at Virco (replaced by powder coat paint, substantially reducing VOCs).



# VIRCO Furniture & Equipment

FOR EDUCATION, HOSPITALITY AND PUBLIC ENVIRONMENTS

## 2017 F.O.B. Factory List Prices

Copyright 2017, Virco, all rights reserved. Virco®, Lunada®, Metaphor®, Core-a-Gator®, Virtuoso®, Martest® 21, I.Q.®, Parameter®, PlanSCAPE®, Plateau®, Primary Collection®, Sigma®, Sure Edge®, TEXT®, SledCombo®, and ZUMA® are registered at the U.S. Patent and Trademark office. Analogy™, Civitas™, Sage™, Tetra™, Textameter™, Ultrastack™, ZUMAFrd™, Equipment for Educators™, The Classic Series™, Fortified Recycled Wood™, and Comfort Stacker™ are trademarks of Virco Mgmt. Corporation. Greenguard® is a registered trademark of The Greenguard Environmental Institute. LEED® is a registered trademark of the U.S. Green Building Council. UL® is a registered trademark of Underwriters Laboratories Inc. Chemsurf® is a registered trademark of Wilsonart International, Inc. EduCube® is a registered trademark of T.L. Clark, Inc. Wheasel® is a registered trademark of Best-Rite Manufacturing Corporation. Masonite® is a registered trademark of Masonite Corporation. Healthy Kids™ is a trademark of Wood Designs, Inc. Rola-Rack™ is a trademark of Rospatch Corporation. Virco has a continuous product improvement program and reserves the right to make changes in product design, construction, details and color combinations, and to discontinue any product without notice. Possession of this price list does not constitute an offer to sell.

